



LOTUS

MASTER PARTS LIST

FOR

ELAN S1, S2 AND COUPÉ



LOTUS

MASTER PARTS LIST

FOR

ELAN S1, S2 AND COUPÉ

LOTUS CARS LIMITED

DELAMARE ROAD · CHESHUNT · ENGLAND

TELEPHONE: WALTHAM CROSS 27415

CABLE: LOTUSCARS LONDON

© 1966 LOTUS CARS LIMITED

Reproduction from this Parts List, in whole or in part, is forbidden without express permission of Lotus Cars Limited, Cheshunt, England



ELAN S 1



ELAN S 2



ELAN COUPÉ

CONDITIONS OF SALE AND WARRANTY

DELIVERY. Any date quoted for delivery is an estimate and under no circumstances shall the company be liable for delay in delivery, howsoever occurring.

PRICE. Goods purchased will be supplied at the price ruling at the date of delivery. Lotus Cars Ltd reserve the right to alter prices without previous notice.

PAYMENT. Terms of payment are strictly **CASH ON DELIVERY** except where credit facilities have been arranged.

PACKING. No charges will be accepted for packing, boxing or crating unless authorized.

PART NUMBERS. Part numbers where given must always be quoted on correspondence, advice notes and invoices.

LIABILITY. The company's liability is limited as set out below; any implied condition or warranty is hereby excluded, and the company will not be liable in damages for any injury or loss damage or expense howsoever incurred or arising in connection with goods ordered hereunder.

VARIATION. No variation of these conditions or this Warranty shall be binding on the company unless in writing signed by a director on behalf of the company.

(1) The company will during the Warranty period of six months at their sole option repair or replace free of charge to the purchaser any part which in their opinion is defective owing to faulty workmanship or materials; but the cost of carriage and any labour costs incurred in dismantling or reassembly shall be charged to the purchaser.

(2) Where the Warranty period is six months, the company will within the further period of six months from the date of supply, repair or replace on the terms of the foregoing clause any part supplied under that clause which in the company's opinion is defective owing to faulty workmanship or materials.

(3) The company's undertaking to repair or replace applies only to parts of Lotus design, that is, parts manufactured by us or to the specification of one of the Lotus group of companies. The company will be under no legal liability in respect of parts not of Lotus design but will during the Warranty period at the request of the purchaser (who shall reimburse the company for any expense) take reasonable steps to secure the repair or replacement by the manufacturer of any such part which may be defective.

(4) Should the company in their discretion carry out any extra work or supply any extra parts free of charge, they shall be under no legal liability of any kind in connection therewith, and the provisions of the Warranty shall not be in any way deemed to have been waived.

(5) Where the Warranty is six months, the purchaser may transfer his rights hereunder by giving to the company at least seven days' notice of his intention so to do, and furnishing the full name and address of proposed transferee, together with a request from the latter for consent to the transfer. The company may in their sole discretion accept or refuse to substitute the proposed transferee for the purchaser, but clause 2 of this Warranty shall not in any such case apply.

(6) No claim under the Warranty will be accepted by the company if after delivery:

- (a) Goods sold have been used in connection with motor racing or any motoring competition.
- (b) Defective parts have been altered or identification numbers removed.
- (c) Damage has occurred through mishandling or misuse.

(7) The company may reject a claim under the Warranty unless:

- (a) Parts claimed to be defective are sent to the company carriage paid promptly after discovery of the fault.
- (b) Parts are properly packed and labelled, with all necessary identification numbers recorded.
- (c) The purchaser furnishes full information as to the purchase of the goods and the nature of the claim.

(8) The decision of the company in respect of any claim under the Warranty shall be conclusive.

INTERPRETATION OF PARTS LIST

This parts list includes the service replacement parts for the Lotus Elan Series 1, Series 2 and Coupé; to ascertain the number of the required part the following method is advised.

- (1) Refer to either the printed index or the appropriate pictorial index, the page number on which the section and the illustration are shown will be listed against the item required.
- (2) Each illustration has a two-letter reference in the top right-hand corner and this together with the numerical reference against the relevant part will give the full Illustration Reference shown in the left-hand column of each page of text.
- (3) By cross-reference between the illustration and the text the Part Number can be established, this will take one of two forms:
 - (a) Lotus part numbers will be listed in the outset location and can only be obtained from **Lotus Cars Ltd, Retail Stores, Delamare Road, Cheshunt, Hertfordshire, England.**
 - (b) Part numbers listed in the inset location, these are proprietary parts carrying their own manufacturer's part numbers and they can be obtained at any dealer or distributor of that manufacturer if so desired; to assist with the identification of the manufacturer a letter in brackets is used to prefix the part number and a legend of these letters is listed below.

NOTE. - Always quote the engine and chassis number when ordering spare parts for your car together with the full description and part number as shown in this parts list. If goods are ordered by post the exact address of the destination together with the name of the nearest operational railway station must be stated. Whilst every effort will be made to observe customers' wishes as to the mode of transport, it is the normal custom to utilize the quickest possible method whether it be post, passenger train or road transport, air freight or sea freight, this being dependent on the size and weight of the package and the destination.

Legend of proprietary manufacturers:

| | | | | | |
|-----------|----------------|-----------|------------------|-----------|-------------------|
| A | Armstrong | G | Girling | T | Triumph |
| AA | Alford & Alder | L | Lucas | W | Ward & Goldstone |
| B | Borg & Beck | M | Magnatex | WB | Wilmot Breeden |
| CH | Clear Hooters | S | Smiths M.A. | WF | Weber Fiat |
| F | Ford | ST | Standard Triumph | TA | Tudor Accessories |

CONTENTS

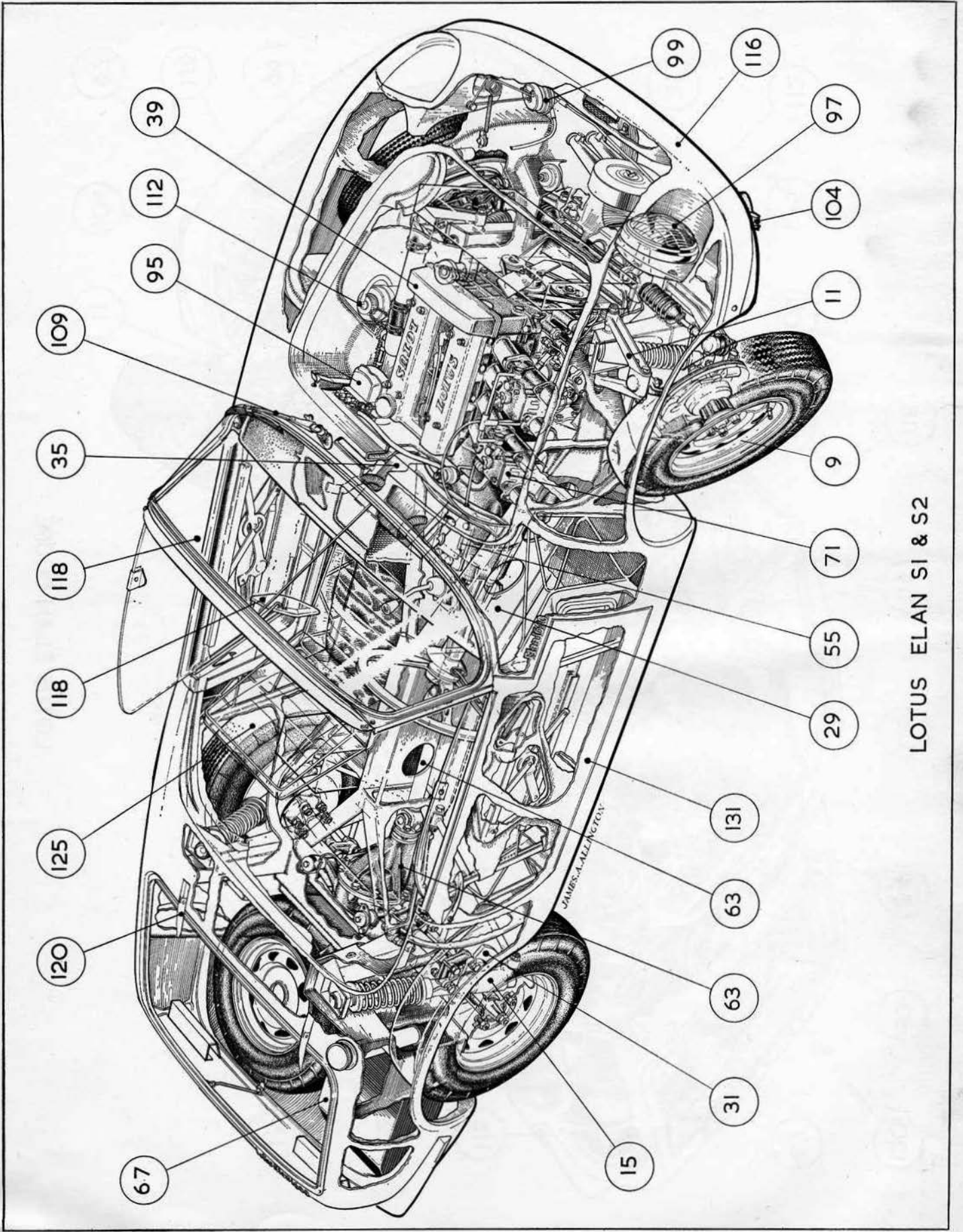
| | Illustration | Page |
|--|--------------------------|----------------|
| CONDITIONS OF SALE AND WARRANTY | | 1 |
| INTERPRETATION OF PARTS LIST | | 2 |
| PRINTED INDEX | | 3 |
| PICTORIAL INDICES | | |
| Lotus Elan S1 and S2 | | 5 |
| Lotus Elan Coupé | | 6 |
| Lotus Elan Engine | | 7 |
| CHASSIS SECTION | | |
| Road Wheels | CA, CB | 8, 14 |
| Steering Gear | CA, EL | 8, 110 |
| Front Suspension | CA | 8 |
| Rear Suspension | CB | 14 |
| Hydraulic Braking System | CC, CD, CE, CF | 18, 19, 20, 21 |
| Handbrake | CB, EL | 14, 110 |
| Chassis Frame | CG | 27 |
| Chassis and Body Mounting Points | CH | 28 |
| Brake Servo | CI | 30 |
| Tools | | 32 |
| POWER TRAIN SECTION | | |
| Cooling System and Interior Heater | PA | 34 |
| Cylinder Block and Water Pump | PB | 38 |
| Crankshaft, Pistons and Flywheel | PC | 42 |
| Oil Pump | PD | 44 |
| Cylinder Head | PE | 46 |
| Camshaft and Valve Mechanism | PF | 48 |
| Clutch System | PG | 50 |
| Gearbox Exterior | PH | 54 |
| Gearbox Interior | PJ | 58 |
| Drive Shaft and Final Drive | CB, PK | 14, 62 |
| Fuel System | PL | 66 |
| Carburettor | PM | 70 |
| Fuel Pump | PN | 74 |
| Exhaust System | PP, PR, PS | 76, 77, 78 |
| ELECTRICAL SECTION | | |
| Electrical System | EA | 82 |
| Generator | EB | 86 |
| Starter Motor | EB | 86 |
| Distributor | EC, ED | 90, 91 |
| Coil, Horn, Regulator, Fuse Box and Solenoid | EE | 94 |
| Headlamps | EF | 96 |
| Headlamp Vacuum System | EG | 98 |
| Auxiliary Lamps | EH, EJ | 102, 103 |
| Windscreen Wipers | EK | 108 |
| Instrument Panel, Controls and Instrumentation | EL | 110 |
| BODY SECTION | | |
| Body Assembly | BA, BB | 114, 115 |
| Bonnet | BA, BB | 114, 115 |
| Boot | BA, BB | 114, 115 |
| Interior Trim | BA, BB | 114, 115 |
| Exterior Trim | BA, BB | 114, 115 |
| Doors | BA, BC | 114, 132 |
| Hardtop | BD | 136 |
| Repair Sections – S1 and S2 | BE | 141 |
| Repair Sections – Coupé | BF | 143 |

INDEX

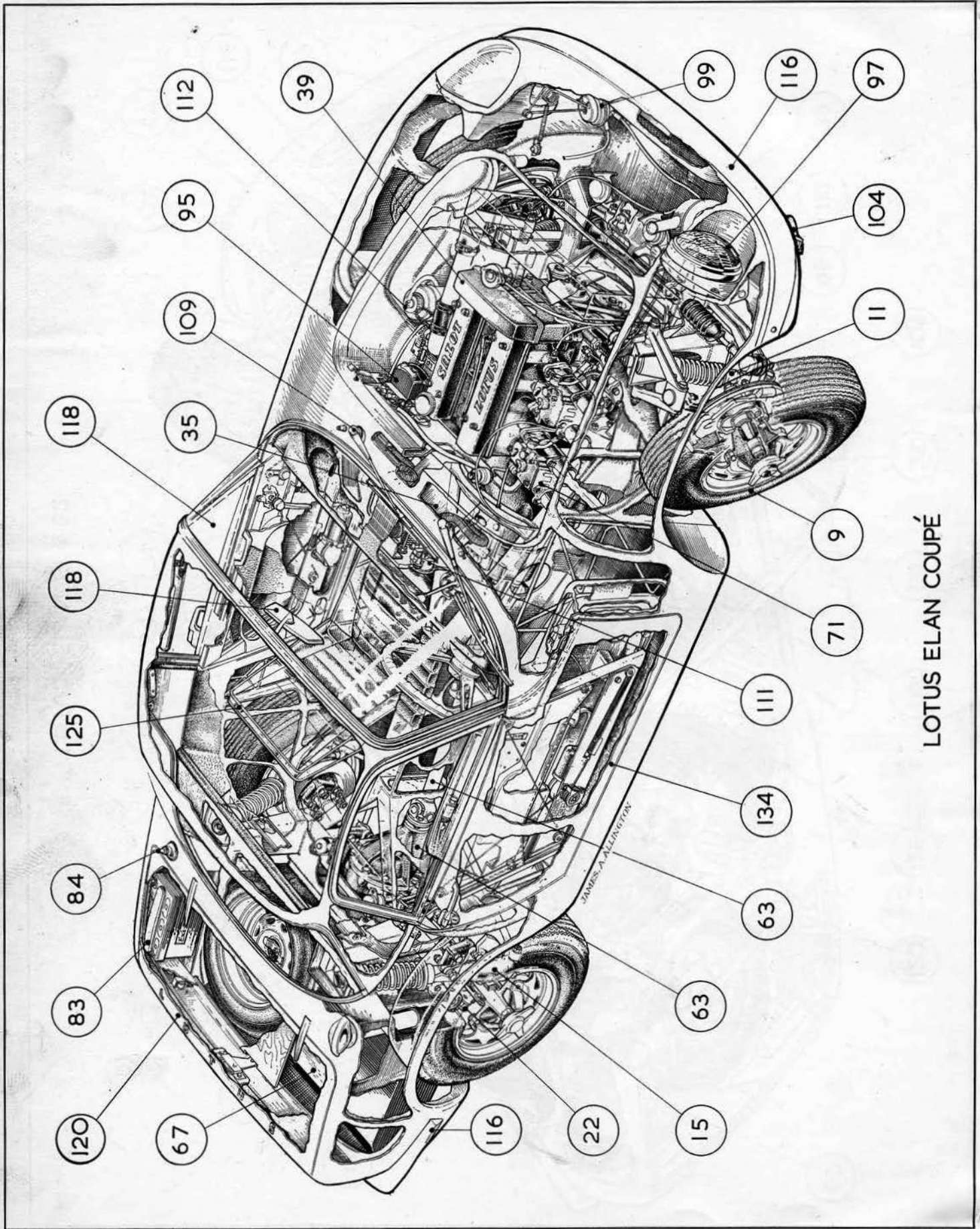
| | Page | | Page |
|-----------------------------------|------|----------------------------------|------|
| Battery | 83 | Hardtop | 139 |
| Body | 116 | Headlamp | 97 |
| Boot lid | 120 | Headlamp vacuum system | 99 |
| Bonnet | 119 | Heater | 35 |
| Brake servo | 31 | Hood | 127 |
| Braking system | 22 | Horn | 95 |
| Bumpers | 116 | Instrumentation | 111 |
| Carburettor | 71 | Instrument panel | 111 |
| Carpet | 123 | Interior lamp | 105 |
| Chassis | 29 | Mirror - rear view | 118 |
| Cigarette lighter | 111 | Oil pump | 45 |
| Clutch | 51 | Radio | 84 |
| Coil | 95 | Rear lamps | 104 |
| Cooling system | 35 | Rear reflector | 104 |
| Current voltage control | 95 | Rear suspension | 15 |
| Cylinder block | 39 | Regulator | 95 |
| Cylinder head | 47 | Seats | 125 |
| Differential | 63 | Side lamps | 104 |
| Distributor | 92 | Silencer | 79 |
| Doors | 131 | Solenoid | 95 |
| Drive shaft | 63 | Speedometer | 112 |
| Dynamo | 87 | Starter motor | 88 |
| Electrical system | 83 | Steering gear | 9 |
| Engine | 39 | Suspension | 11 |
| Exhaust system | 79 | Tachometer | 112 |
| Final drive | 63 | Tools | 32 |
| Flasher lamp | 104 | Tonneau cover | 127 |
| Front suspension | 11 | Water pump | 39 |
| Fuel pump | 75 | Wheels | 9 |
| Fuel tank | 67 | Windscreen | 118 |
| Fuse box | 95 | Windscreen washers | 112 |
| Gear box | 55 | Windscreen wipers | 109 |
| Generator | 87 | Windscreen wiper motor | 109 |
| Handbrake | 26 | | |

ORIGINAL COPYRIGHT HOLDER LOTUS CARS LIMITED 1966

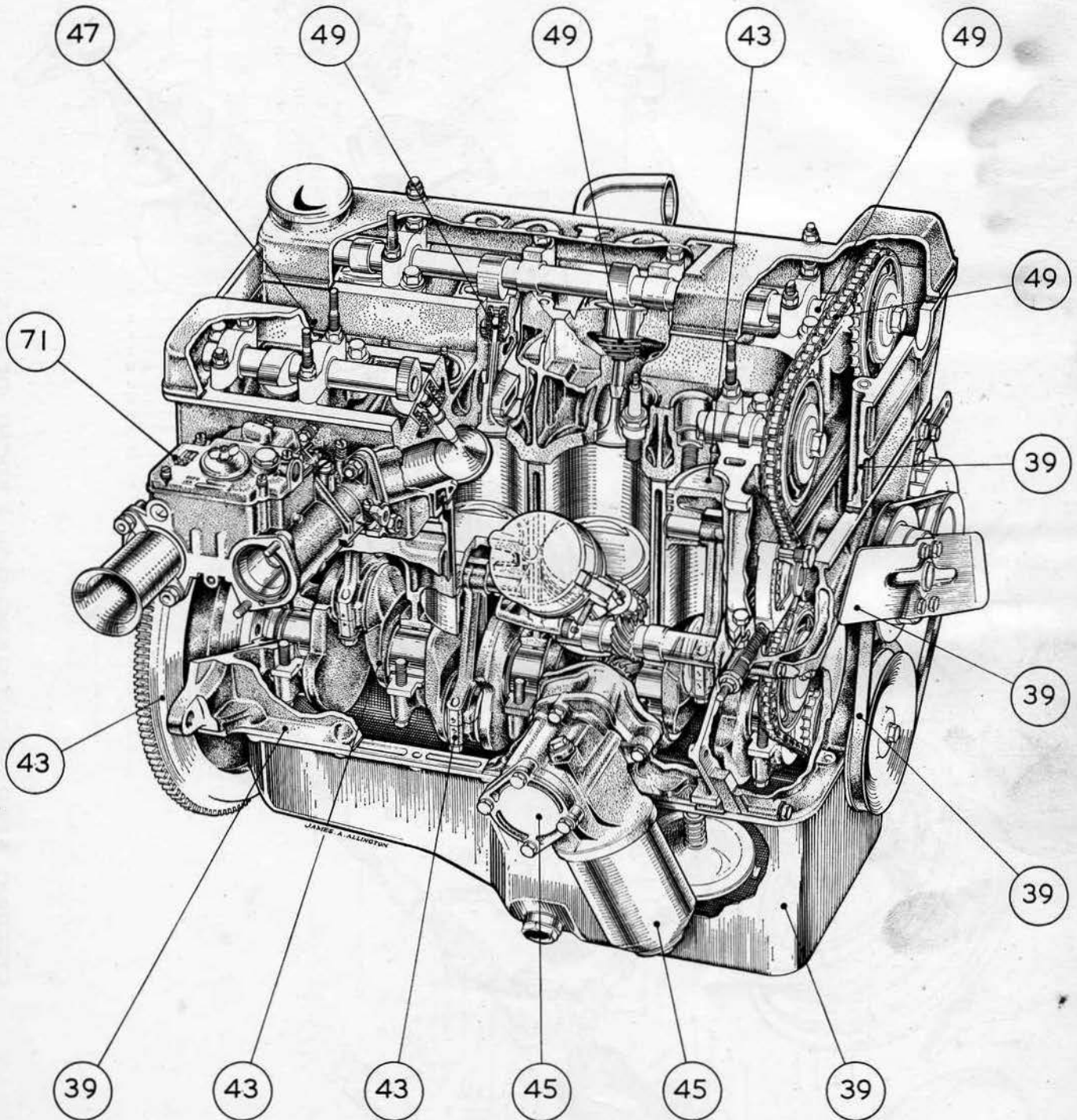
FILE NOT TO BE REDISTRIBUTED FOR PROFIT



LOTUS ELAN SI & S2



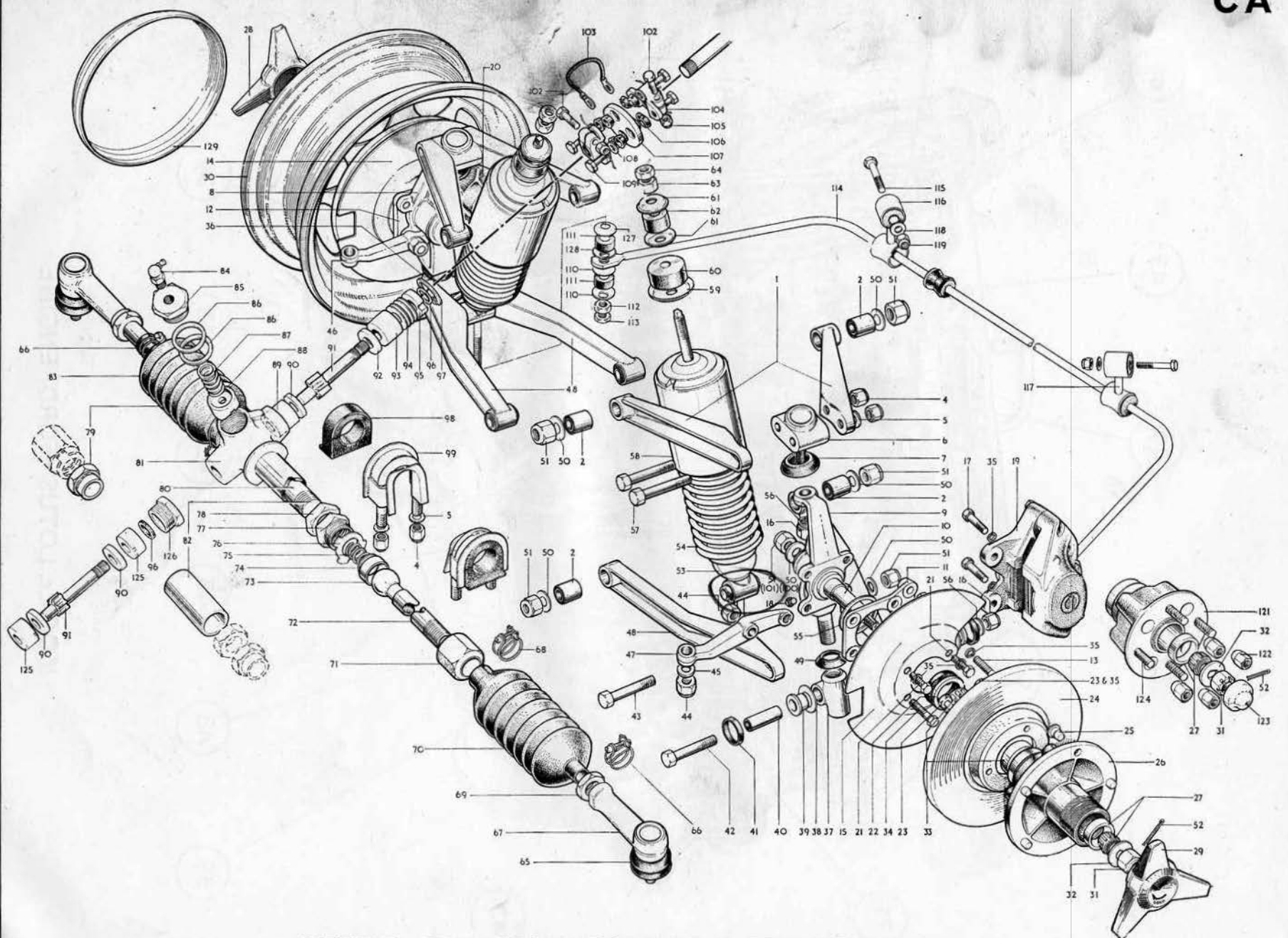
LOTUS ELAN COUPÉ



1600 c.c. LOTUS - FORD ENGINE

ORIGINAL COPYRIGHT HOLDER LOTUS CARS LIMITED 1966

FILE NOT TO BE REDISTRIBUTED FOR PROFIT



STEERING GEAR FRONT SUSPENSION & FRONT BRAKES

| Illustration Reference | Part Number | Description | Next Assembly | Quantity | | |
|------------------------|----------------------|---|--|--------------------|----|-------|
| | | | | S1 | S2 | Coupé |
| CHASSIS SECTION | | | | | | |
| ROAD WHEELS | | | | | | |
| | 26 | G 701A | Wheel assembly - bolt-on - Goodyear Motorway Speed Special - 5.20 x 13" - Coupé for Germany only | | 5 | 5 5 |
| | 26 | G 701B | Wheel assembly - bolt-on - Dunlop SP41 - 145 x 13" - Coupé for Germany only - Optional extra | | 5 | 5 5 |
| CA30 | C2691 | Wheel - 450J x 13 | 26G701 | | 5 | 5 5 |
| CA122/CB86 (ST) | 113087 | Wheel nut | | | 16 | 16 16 |
| CA129 | 26 G 002 | Hub cap | 26G701 | | 4 | 4 4 |
| | 36 | G 701A | Wheel assembly - knock-on - Goodyear Motorway Speed Special - 5.20 x 13" - Optional extra for S2 | | - | 5 5 |
| | 36 | G 701B | Wheel assembly - knock-on - Dunlop SP41 - 145 x 13" - Optional extra for S2 | | - | 5 5 |
| CA30 | 36 G 704 | Wheel | 36G701 | | - | 5 5 |
| CA28/CB2 | 36 G 006 | Nut (wheel retaining) - R.H. - with knock-on wheels - except France and Switzerland | | | - | 2 2 |
| CA29 | 36 G 007 | Nut (wheel retaining) - L.H. - with knock-on wheels - except France and Switzerland | | | - | 2 2 |
| | A36 | G 006 | Nut (wheel retaining) - R.H. - with knock-on wheels - France and Switzerland | | - | 2 2 |
| | A36 | G 007 | Nut (wheel retaining) - L.H. - with knock-on wheels - France and Switzerland | | - | 2 2 |
| STEERING | | | | | | |
| | 26 | H 702 | Steering assembly - R.H.D. | | 1 | 1 1 |
| | 26 | H 701 | Steering assembly - L.H.D. | | 1 | 1 1 |
| | 26 | H 704 | Rack and pinion assembly - R.H.D. | 26H702 | 1 | 1 1 |
| | 26 | H 703 | Rack and pinion assembly - L.H.D. | 26H701 | 1 | 1 1 |
| | 26 | H 001 | Stop (lock limiting) - pinion end | 26H703/4 | 1 | 1 1 |
| CA82 | 26 H 002 | Stop (lock limiting) - open end | 26H703/4 | | 1 | 1 1 |
| CA72 | 26 H 005 | Tie rod | 26H703/4 | | 2 | 2 2 |
| | | | Washer - $\frac{5}{16}$ " dia. | 26H703/4 | 4 | 4 4 |
| CA99 | (T) 133874 | Clamp (rack) assembly | 26H701/2 | | 2 | 2 2 |
| CA98 | (T) 133872 | Bush (rack mounting) - rubber | 26H701/2 | | 2 | 2 2 |
| CA4 | | Nut - $\frac{5}{8}$ " 'stover' | 26H701/2 | | 4 | 4 4 |
| CA5 | | Washer - $\frac{5}{16}$ " dia. | 26H701/2 | | 4 | 4 4 |
| EL59 | (T) 205642 | Steering column - lower | | | 1 | 1 1 |
| EL70 | (T) 122529 | Steering column - upper | | | 1 | 1 1 |
| EL68 | (T) 122669 | Clamp (steering column) | | | 1 | 1 1 |
| | (T) 122670 | Spring (steering column clamp) | | | 1 | 1 1 |
| | (T) HB0712 | Bolt (clamp to steering column) | | | 2 | 2 2 |
| | (T) HN2007 | Nut | | | 2 | 2 2 |
| | (T) WP0007 | Washer | | | 2 | 2 2 |
| | (T) WL0207 | Lockwasher | | | 2 | 2 2 |
| | (T) 110961 | Flexible joint assembly | | | 1 | 1 1 |
| CA107 | (T) 110960 | Plate (flexible joint) | 110961 | | 1 | 1 1 |
| CA106 | (T) 108977 | Bush (flexible joint) - rubber | 110961 | | 8 | 8 8 |
| CA104 | (T) 110959 | Adaptor (steering column flexible joint) | 110961 | | 2 | 2 2 |
| CA102 | (T) 108976 | Bolt (adaptor clamping) | 110961 | | 2 | 2 2 |
| CA105 | | Nut - $\frac{1}{4}$ " 'stover' | 110961 | | 2 | 2 2 |

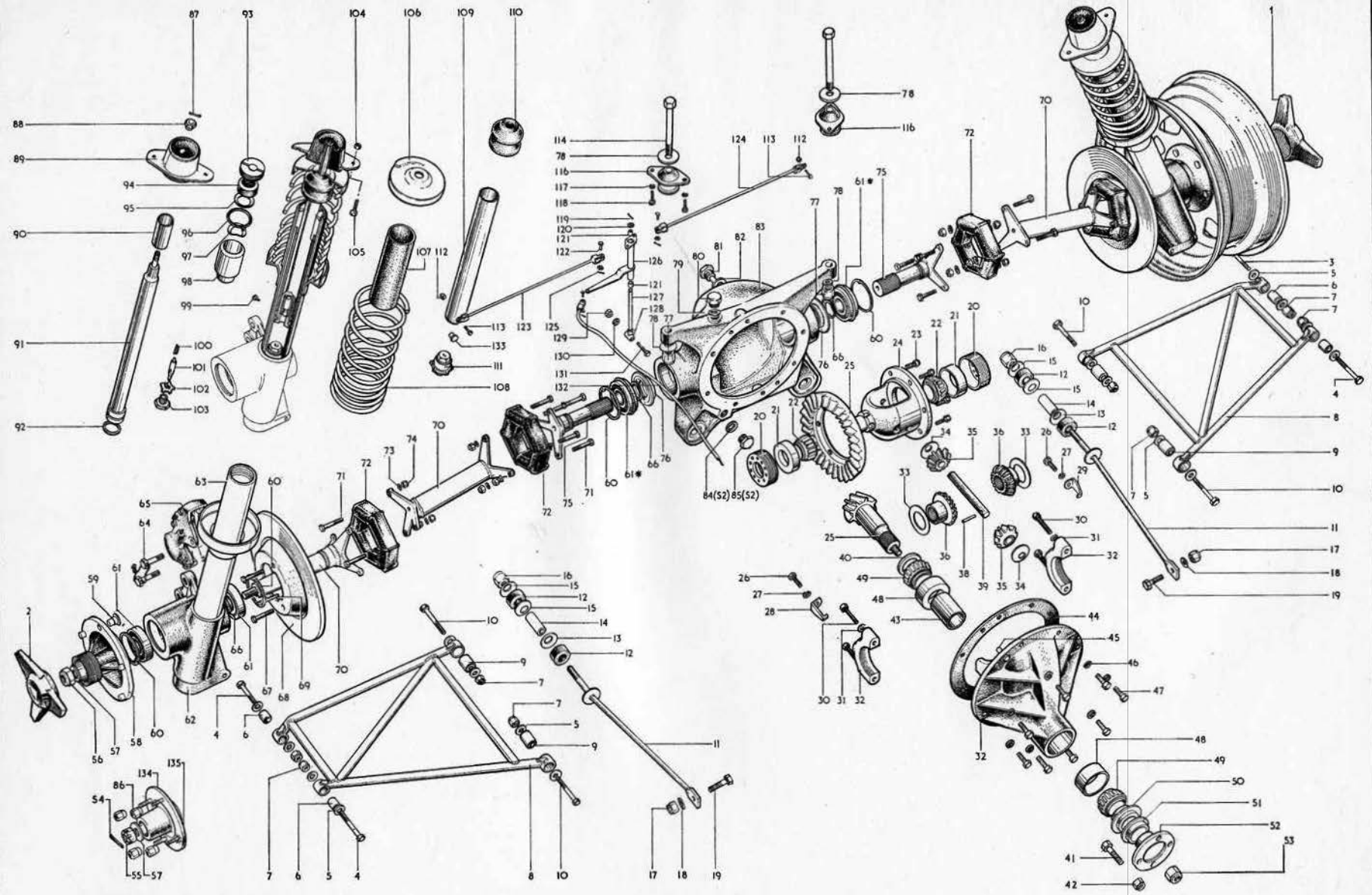
| Illustration Reference | Part Number | Description | Next Assembly | Quantity | | |
|------------------------------------|-------------|--|---------------|----------|----|-------|
| | | | | S1 | S2 | Coupe |
| CHASSIS SECTION (continued) | | | | | | |
| STEERING (continued) | | | | | | |
| CA109 | (T) 502148 | Bolt - wire locking | 110961 | 4 | 4 | 4 |
| CA108 | (T) 502136 | Washer | 110961 | 4 | 4 | 4 |
| CA103 | (T) 110461 | Earthing strap | 110961 | 1 | 1 | 1 |
| | (T) 112718 | Cap (steering column cowl) | | 1 | 1 | 1 |
| | (T) 112719 | Washer - bearing | | 1 | 1 | 1 |
| EL1 | A26H 020 | Steering wheel | 26H701/2 | 1 | 1 | 1 |
| EL6 | 26H 021 | Boss (steering wheel) | 26H701/2 | 1 | 1 | 1 |
| EL7 | 26H 022 | Ring (steering wheel clamping) | 26H701/2 | 1 | 1 | 1 |
| EL8 | | Bolt (boss to clamping ring) - 2 B.A. x 1 1/8" long | 26H701/2 | 6 | 6 | 6 |
| EL97 | | Lockwasher - 3/8" dia. | 26H701/2 | 6 | 6 | 6 |
| EL3 | (T) 105435 | Nut (steering wheel boss re- tainer) | | 1 | 1 | 1 |
| | (T) 121410 | Horn push assembly | | 1 | 1 | - |
| | 28 H 030 | Horn push assembly | | - | - | 1 |
| EL2 | 26 H 030 | Badge (horn button) | 26H701/2 | 1 | 1 | - |
| EL5 | (T) 20741 | Clip (horn push assembly) | 26H701/2 | 1 | 1 | 1 |
| EL4 | (T) 108657 | Brush (horn push connection) | 26H701/2 | 1 | 1 | 1 |
| EL11 | (T) 608134 | Cowl (steering column assembly) | | 1 | 1 | 1 |
| EL16 | (T) 606630 | Bearing (steering column) assembly | 26H701/2 | 2 | 2 | 2 |
| | (T) 608136 | Channel (column switch mounting) | 608134 | 2 | 2 | 2 |
| EL9 | (T) 608187 | Escutcheon (trafficator) | 608134 | 1 | 1 | 1 |
| EL18 | (T) 608186 | Escutcheon (dip switch) | 608134 | 1 | 1 | 1 |
| | SIC 4423 | Grommet (dip switch escut- cheon) - L.H.D. | 26H701 | 1 | 1 | 1 |
| EL14 | (T) 508051 | Screw (escutcheons to steer- ing column cowl) | 608134 | 2 | 2 | 2 |
| EL15 | FC2803 | Nut | 608134 | 2 | 2 | 2 |
| | (T) 601597 | Plate (steering column retain- ing) | 26H701/2 | 1 | 1 | 1 |
| | (T) 601598 | Sealing pad | 26H701/2 | 1 | 1 | 1 |
| | YF7464 | Screw (sealing pad attachment) | 26H701/2 | 2 | 2 | 2 |
| | FJ2444 | Nut | 26H701/2 | 2 | 2 | 2 |
| EL57 | (T) 608182 | Clamp (steering column lower half) | 26H701/2 | 1 | 1 | 1 |
| EL58 | (T) 608189 | Felt (lower clamp) | 26H701/2 | 1 | 1 | 1 |
| | (T) HN2007 | Nut | 26H701/2 | 2 | 2 | 2 |
| | (T) WL0207 | Washer | 26H701/2 | 2 | 2 | 2 |
| EL55 | 26 H 031 | Bracket (steering column sup- port) | 26H701/2 | 1 | 1 | 1 |
| | | Screw (bracket to instrument panel) | | 2 | 2 | - |
| | | Washer - 2B.A. | | 2 | 2 | - |
| | | Nut - 2B.A. nyloc | | 2 | 2 | - |
| EL56 | (T) 608188 | Felt (support bracket) | | 1 | 1 | - |

| Illustration Reference | Part Number | Description | Next Assembly | Quantity | | |
|------------------------------------|-------------|---------------------------|---|--------------|----|-------|
| | | | | S1 | S2 | Coupé |
| CHASSIS SECTION (continued) | | | | | | |
| FRONT SUSPENSION | | | | | | |
| | 26 | C 700 | Front suspension assembly – R.H. – with bolt-on wheels | | 1 | 1 1 |
| | 26 | C 701 | Front suspension assembly – L.H. – with bolt-on wheels | | 1 | 1 1 |
| | 36 | C 700 | Front suspension assembly – R.H. – with knock-on wheels – except Germany | | – | 1 1 |
| | 36 | C 701 | Front suspension assembly – L.H. – with knock-on wheels – except Germany | | – | 1 1 |
| CA1 | 26 | C 702 | Wishbone (upper) assembly | 26C/36C700/1 | 2 | 2 2 |
| CA48 | 26 | C 703 | Wishbone (lower) assembly | 26C/36C700/1 | 2 | 2 2 |
| | 26 | C 001 | Wishbone half – upper | 26C/36C702 | 4 | 4 4 |
| | 26 | C 002 | Wishbone half – lower | 26C/36C703 | 4 | 4 4 |
| CA2 | | BP636/2 | Bush (wishbone) | 26C/36C700/1 | 8 | 8 8 |
| CA50 | | | Nut (wishbone pivot mounting) – $\frac{1}{2}$ " 'stover' | 26C/36C700/1 | 8 | 8 8 |
| CA51 | | | Washer – $\frac{1}{2}$ " dia. | 26C/36C700/1 | 8 | 8 8 |
| CA8 | (AA) | 0L0 2157 | Vertical link – R.H. | 26C700 | 1 | 1 1 |
| CA9 | (AA) | 0L0 2158 | Vertical link – L.H. | 26C701 | 1 | 1 1 |
| CA8 | (AA) | 0L0 2149 | Vertical link – R.H. | 36C700 | – | 1 1 |
| CA9 | (AA) | 0L0 2150 | Vertical link – L.H. | 36C701 | – | 1 1 |
| CA57 | | | Bolt (upper wishbone to ball joint assembly) – $\frac{1}{8}$ " \times $2\frac{1}{2}$ " long | 26C/36C700/1 | 2 | 2 2 |
| CA4 | | | Nut – $\frac{5}{8}$ " 'stover' | 26C/36C700/1 | 2 | 2 2 |
| CA5 | | | Washer – $\frac{5}{8}$ " | 26C/36C700/1 | 2 | 2 2 |
| CA6 | (AA) | 0A0 1397 | Upper ball joint assembly | 26C/36C700/1 | 2 | 2 2 |
| CA10 | (AA) | 0L0 2737 | Shaft (stub axle) | 26C700/1 | 2 | 2 2 |
| CA10 | (AA) | 0L0 2376 | Shaft (stub axle) | 36C700/1 | – | 2 2 |
| CA32 | (AA) | 8L0 2604 | 'D' washer | 26C/36C700/1 | 2 | 2 2 |
| CA31 | (AA) | 7S0 1405 | Slotted nut (stub axle shaft) | 26C/36C700/1 | 2 | 2 2 |
| CA52 | | | Split pin – $\frac{1}{8}$ " dia. \times 1" long | 26C/36C700/1 | 2 | 2 2 |
| CA51 | | PP/D166/11/6 | Nut (stub axle shaft) – $\frac{1}{2}$ " U.N.F. nyloc | 26C/36C700/1 | 2 | 2 2 |
| CA50 | (AA) | 750 0806 | Washer – $\frac{1}{2}$ " dia. | 26C/36C700/1 | 2 | 2 2 |
| CA123 | (AA) | 0L0 5302 | Dust cap | 26C/36C700/1 | 2 | 2 2 |
| CA121 | (AA) | 0L1 2316 | Front hub | 26C700/1 | 2 | 2 2 |
| CA124 | (AA) | 8L0 1827 | Wheel stud | 26C700/1 | 8 | 8 8 |
| CA122 | (ST) | 113087 | Wheel nut | 26C700/1 | 8 | 8 8 |
| | 36 | C 726 | Front hub assembly – R.H. | 36C700 | – | 1 1 |
| CA26 | 36 | C 725 | Front hub assembly – L.H. | 36C701 | – | 1 1 |
| CA25 | 36 | G 011 | Drive peg | 36C725/6 | – | 10 10 |
| CA28 | 36 | G 006 | Wheel nut – R.H. | 36C700 | – | 1 1 |
| CA29 | 36 | G 007 | Wheel nut – L.H. | 36C701 | – | 1 1 |
| CA27 | | 03062/03162 | Bearing (outer) | 26C700/1 | 2 | 2 2 |
| CA33 | | 071005/07210X | Bearing (inner) | 26C700/1 | 2 | 2 2 |
| CA27 | | LM11949/LM11910 | Bearing (outer) | 36C700/1 | – | 2 2 |
| CA33 | | L44649/L44610 | Bearing (inner) | 36C700/1 | – | 2 2 |
| CA22 | (AA) | 0A0 1638 | Oil seal assembly | 26C/36C700/1 | 2 | 2 2 |
| CA14 | (AA) | 7L0 1197 | Dust cover – R.H. | 26C/36C700 | 1 | 1 1 |
| CA15 | (AA) | 7L0 1198 | Dust cover – L.H. | 26C/36C701 | 1 | 1 1 |
| CA12 | (AA) | 0L0 8120 | Plate (caliper mounting) – R.H. | 26C/36C700 | 1 | 1 1 |
| CA11 | (AA) | 0L0 8121 | Plate (caliper mounting) – L.H. | 26C/36C701 | 1 | 1 1 |
| CA21 | (AA) | 7502107 | Bolt (mounting plate to vertical link) – $\frac{5}{8}$ " \times $\frac{3}{4}$ " long | 26C/36C700/1 | 4 | 4 4 |
| CA13 | (AA) | 8502216 | Bolt (mounting plate to rear steering arm) | 26C/36C700/1 | 2 | 2 2 |
| CA35 | (AA) | 8500905 | Lockwasher | 26C/36C700/1 | 2 | 2 2 |
| CA55 | | 8L0 1356 | Sealing ring (mounting plate) | 26C/36C700/1 | 2 | 2 2 |
| CA21 | | 7502182 | Screw (caliper mounting plate) | 26C/36C700/1 | 4 | 4 4 |
| CA35 | (AA) | 8500904 | Lockwasher | 26C/36C700/1 | 4 | 4 4 |
| CA46 | (AA) | 0L0 3638 | Steering arm – R.H. | 26C/36C700 | 1 | 1 1 |
| CA47 | (AA) | 0L0 3740 | Steering arm – L.H. | 26C/36C701 | 1 | 1 1 |
| CA34 | (AA) | 7502193 | Bolt (front steering arm) – $\frac{3}{8}$ " \times $2\frac{1}{8}$ " long | 26C/36C700/1 | 2 | 2 2 |
| CA44 | | | Nut (vertical link to steering arm) – $\frac{3}{8}$ " 'stover' | 26C/36C700/1 | 2 | 2 2 |

| Illustration Reference | Part Number | Description | Next Assembly | Quantity | | |
|-------------------------------------|------------------|---|---------------|----------|----|-------|
| | | | | S1 | S2 | Coupe |
| CHASSIS SECTION (continued) | | | | | | |
| FRONT SUSPENSION (continued) | | | | | | |
| CA18 | (AA) 8L0 1712 | Plug (vertical link) - $\frac{1}{2}$ " U.N.F. | 26C/36C700/1 | 2 | 2 | 2 |
| CA36 | (AA) 0A0 1856 | Lower trunnion assembly - R.H. | 26C/36C700 | 1 | 1 | 1 |
| CA37 | (AA) 0A0 1857 | Lower trunnion assembly - L.H. | 26C/36C701 | 1 | 1 | 1 |
| CA49 | (AA) 8L0 1343 | Seal (trunnion) | 26C/36C700/1 | 2 | 2 | 2 |
| CA42 | | Bolt (trunnion to wishbone lower) - $\frac{7}{8}$ " \times $2\frac{1}{2}$ " long | 26C700/1 | 2 | 2 | 2 |
| CA16 | | Nut - $\frac{7}{8}$ " 'stover' | 26C700/1 | 2 | 2 | 2 |
| | | Washer - $\frac{7}{8}$ " dia. | 26C700/1 | 2 | 2 | 2 |
| CA53 | 26 C 710 | Unit (front suspension) | 26C/36C700/1 | 2 | 2 | 2 |
| | (A) AT7/7200 | Bump stop | 26C710 | 2 | 2 | 2 |
| CA54 | A26 C 010 | Road spring - front | 26C710 | 2 | 2 | 2 |
| | (A) AT7/S/1784/1 | Damper | 26C710 | 2 | 2 | 2 |
| CA43 | | Bolt (damper to wishbone lower) - $\frac{1}{2}$ " \times $2\frac{1}{2}$ " long | 26C 36C700/1 | 2 | 2 | 2 |
| | | Nut - $\frac{1}{2}$ " 'stover' | 26C/36C700/1 | 2 | 2 | 2 |
| | | Washer - $\frac{1}{2}$ " dia. | 26C/36C700/1 | 2 | 2 | 2 |
| CA114 | 26 C 003 | Anti-roll bar | | 1 | 1 | 1 |
| CA116 | 26 C 006 | Link (anti-roll bar) - R.H. | | 1 | 1 | 1 |
| CA117 | 26 C 005 | Link (anti-roll bar) - L.H. | | 1 | 1 | 1 |
| CA115 | | Bolt (anti-roll bar link to chassis) - $\frac{3}{8}$ " \times $1\frac{3}{4}$ " long | | 2 | 2 | 2 |
| CA119 | | Nut - $\frac{3}{8}$ " 'stover' | | 2 | 2 | 2 |
| CA118 | | Washer - $\frac{3}{8}$ " dia. | | 2 | 2 | 2 |
| CA120 | (A) AT7 5068 | Bush (anti-roll bar to link) - rubber | | 2 | 2 | 2 |
| CA127 | (A) AT7/612 | Washer (damper to anti-roll bar) | | 2 | 2 | 2 |
| CA128 | (A) AT7/702 | Washer | | 2 | 2 | 2 |
| CA110 | (A) AT7/5005 | Washer | | 4 | 4 | 4 |
| CA111 | (A) AT7/403 | Mounting rubber | | 4 | 4 | 4 |
| CA112 | (A) AT10-398 | Nut - $\frac{3}{8}$ " | | 2 | 2 | 2 |
| CA113 | (A) AT10-399 | Locknut - $\frac{3}{8}$ " | | 2 | 2 | 2 |

ORIGINAL COPYRIGHT HOLDER LOTUS CARS LIMITED 1966

FILE NOT TO BE REDISTRIBUTED FOR PROFIT



* ITEM 61 FITTED WITH 'O'RING SEAL -S1 ONLY FOR S2 & COUPE -REFER TO BEARING LISTED WITHOUT ANNULAR GROOVE.

REAR SUSPENSION & FINAL DRIVE

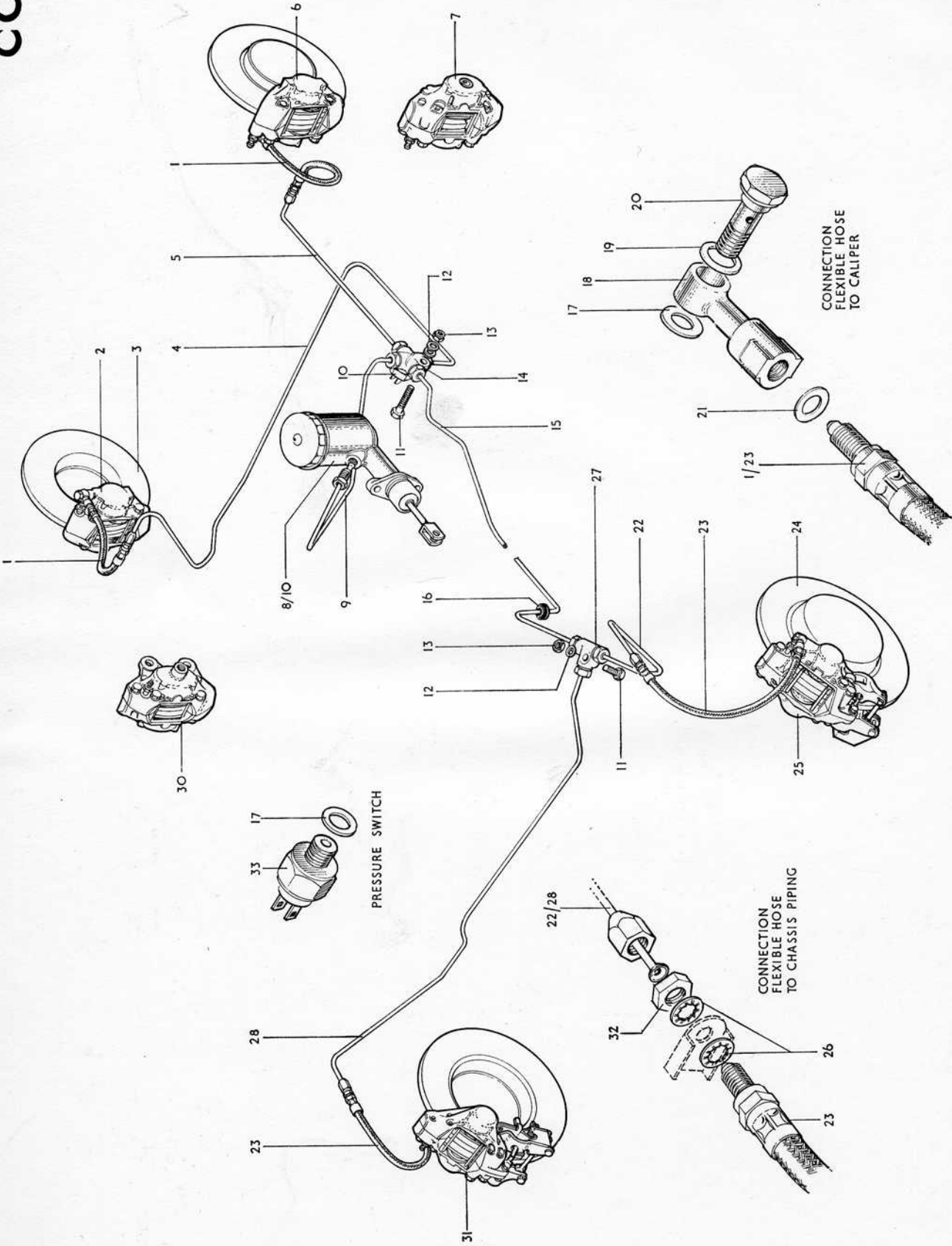
| Illustration Reference | Part Number | Description | Next Assembly | Quantity | | |
|------------------------------------|---------------|---|---------------|----------|----|-------|
| | | | | S2 | S2 | Coupe |
| CHASSIS SECTION (continued) | | | | | | |
| REAR SUSPENSION | | | | | | |
| | 26 D 702 | Rear suspension assembly – R.H. – with bolt-on wheels | | 1 | 1 | 1 |
| | 26 D 701 | Rear suspension assembly – L.H. – with bolt-on wheels | | 1 | 1 | 1 |
| | 36 D 702 | Rear suspension assembly – R.H. – with knock-on wheels – except Germany | | – | 1 | 1 |
| | 36 D 701 | Rear suspension assembly – L.H. – with knock-on wheels – except Germany | | – | 1 | 1 |
| CB135 | 26 D 001 | Rear hub | 26D701/2 | 2 | 2 | 2 |
| CB134 | (ST) 112429 | Wheel stud | 26D701/2 | 8 | 8 | 8 |
| CB86 | (ST) 113087 | Wheel nut | 26D701/2 | 8 | 8 | 8 |
| CB55 | | Nut (rear hub to drive shaft) – $\frac{5}{8}$ " 'stover' | 26D701/2 | 2 | 2 | 2 |
| CB57 | | Washer – $\frac{5}{8}$ " dia. | 26D701/2 | 2 | 2 | 2 |
| CB54 | | Split pin | 26D701/2 | 2 | 2 | 2 |
| CB58 | 36 D 730 | Rear hub assembly – R.H. | 36D702 | – | 1 | 1 |
| | 36 D 729 | Rear hub assembly – L.H. | 36D701 | – | 1 | 1 |
| CB59 | 36 G 011 | Drive peg | 36D729/30 | – | 10 | 10 |
| CB3 | 36 G 006 | Wheel nut – R.H. | 36D702 | – | 1 | 1 |
| CB2 | 36 G 007 | Wheel nut – L.H. | 36D701 | – | 1 | 1 |
| CB55 | | Nut (rear hub assembly to drive shaft) – $\frac{5}{8}$ " 'stover' | 36D701/2 | – | 2 | 2 |
| CB57 | | Washer – $\frac{5}{8}$ " dia. | 36D701/2 | – | 2 | 2 |
| CB69 | 26 D 002 | Key (rear hub) | 26D/36D701/2 | 2 | 2 | 2 |
| CB70 | A26 D 003 | Drive shaft (outboard) | 26D/36D701/2 | 2 | 2 | 2 |
| CB61 | ALN 30 | Bearing (outboard drive shaft) – 'R.I.V.' | 26D/36D701/2 | 4 | 4 | 4 |
| CB61 | LJ30WSRR | Bearing (outboard drive shaft) – 'R. & M.' | 26D/36D701/2 | 4 | 4 | 4 |
| CB60 | 1300–62 | Circlip – 62 m.m. internal | 26D/36D701/2 | 4 | 4 | 4 |
| CB66 | 2100K–30 | Circlip – 30 m.m. external | 26D/36D701/2 | 2 | 2 | 2 |
| CB62 | 26 D 005 | Bearing housing – R.H. | 26D/36D702 | 1 | 1 | 1 |
| | 26 D 004 | Bearing housing – L.H. | 26D/36D701 | 1 | 1 | 1 |
| CB63 | 26 D 007 | Damper unit – strut | 26D/36D701/2 | 2 | 2 | 2 |
| CB108 | 26 D 006 | Road spring | 26D/36D701/2 | 2 | 2 | 2 |
| CB110 | 14–5–297 | Hollow rubber spring | 26D/36D701/2 | 2 | 2 | 2 |
| CB107 | 26 D 009 | Dust cover | 26D/36D701/2 | 2 | 2 | 2 |
| CB106 | (F) 100E–5420 | Abutment (spring upper) | 26D/36D701/2 | 2 | 2 | 2 |
| CB89 | 26 D 703 | Resilient mounting assembly | 26D/36D701/2 | 2 | 2 | 2 |
| CB105 | 26 D 032 | Screw (resilient mounting assembly to chassis frame) | 26D/36D701/2 | 4 | 4 | 4 |
| CB88 | 26 D 011 | Nut (resilient mounting to damper) | 26D/36D701/2 | 2 | 2 | 2 |
| | | Split pin – $\frac{1}{8}$ " dia. \times $1\frac{1}{2}$ " long | 26D/36D701/2 | 2 | 2 | 2 |
| CB72 | A26 D 034 | Rotaflex coupling | 26D/36D701/2 | 4 | 4 | 4 |
| CB71 | J056 | Bolt (coupling to drive shaft) – $\frac{7}{16}$ " \times $2\frac{7}{8}$ " long | 26D/36D701/2 | 18 | 18 | 18 |
| CB67 | J055 | Bolt – $\frac{7}{16}$ " \times $3\frac{1}{2}$ " long | 26D/36D701/2 | 6 | 6 | 6 |
| CB74 | | Nut – $\frac{7}{16}$ " 'stover' | 26D/36D701/2 | 24 | 24 | 24 |
| CB73 | 26 D 017 | Special washer | 26D/36D701/2 | 24 | 24 | 24 |
| CB8 | 26 D 014 | Wishbone | 26D/36D701/2 | 2 | 2 | 2 |
| CB9 | 13/1305 | Bush (wishbone inner) | 26D/36D701/2 | 4 | 4 | 4 |
| CB6 | 629/11 | Bush (wishbone outer) | 26D/36D701/2 | 4 | 4 | 4 |
| CB3 | | Bolt (wishbone to bearing housing – rear) – $\frac{7}{16}$ " \times $3\frac{1}{2}$ " long | 26D/36D701/2 | 2 | 2 | 2 |
| CB7 | | Nut – $\frac{7}{16}$ " 'stover' | 26D/36D701/2 | 2 | 2 | 2 |
| CB5 | | Washer – $\frac{7}{16}$ " dia. | 26D/36D701/2 | 2 | 2 | 2 |
| CB4 | | Bolt (wishbone to bearing housing – front) – $\frac{7}{16}$ " \times 4 " long | 26D/36D701/2 | 2 | 2 | 2 |
| CB7 | | Nut – $\frac{7}{16}$ " 'stover' | 26D/36D701/2 | 2 | 2 | 2 |
| CB5 | | Washer – $\frac{7}{16}$ " dia. | 26D/36D701/2 | 2 | 2 | 2 |
| CB10 | | Bolt (wishbone to chassis) – $\frac{7}{16}$ " \times $2\frac{1}{2}$ " long | 26D/36D701/2 | 4 | 4 | 4 |
| CB7 | | Nut – $\frac{7}{16}$ " 'stover' | 26D/36D701/2 | 4 | 4 | 4 |

| Illustration Reference | Part Number | Description | Next Assembly | Quantity | | |
|------------------------------------|-----------------|-------------------------------------|--------------------|----------|----|-------|
| | | | | S1 | S2 | Coupé |
| CHASSIS SECTION (continued) | | | | | | |
| REAR SUSPENSION (continued) | | | | | | |
| CB5 . . . | | Washer — $\frac{7}{8}$ " dia. . . . | 26D/36D701/2 . . . | 4 | 4 | 4 |
| CB70 . . . | A26 D 015 . . . | Drive shaft (fixed length) . . . | 26D/36D701/2 . . . | 2 | 2 | 2 |

) FILE NOT TO BE REDISTRIBUTED FOR PROFIT

ORIGINAL COPYRIGHT HOLDER LOTUS CARS LIMITED 1966

CC



HYDRAULIC BRAKING SYSTEM

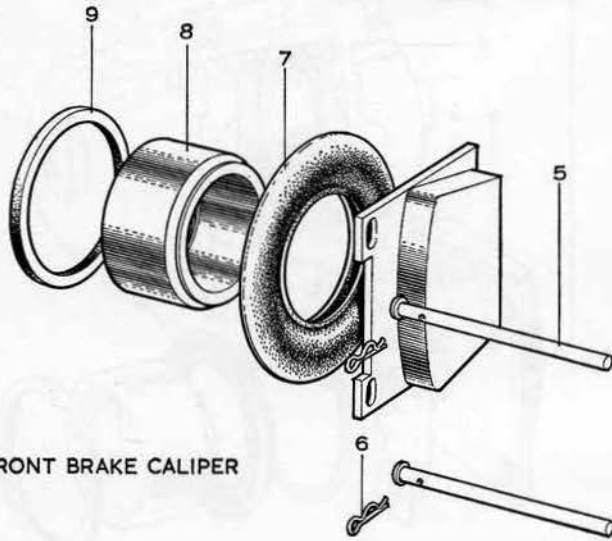
ORIGINAL COPYRIGHT HOLDER LOTUS CARS LIMITED 1966

FILE NOT TO BE REDISTRIBUTED FOR PROFIT

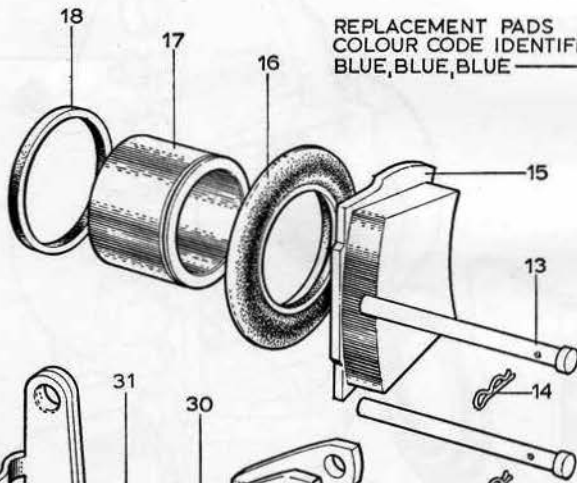
CD

REPLACEMENT PADS
COLOUR CODE IDENTIFICATION
BLUE, BLUE, YELLOW, YELLOW

FRONT BRAKE CALIPER

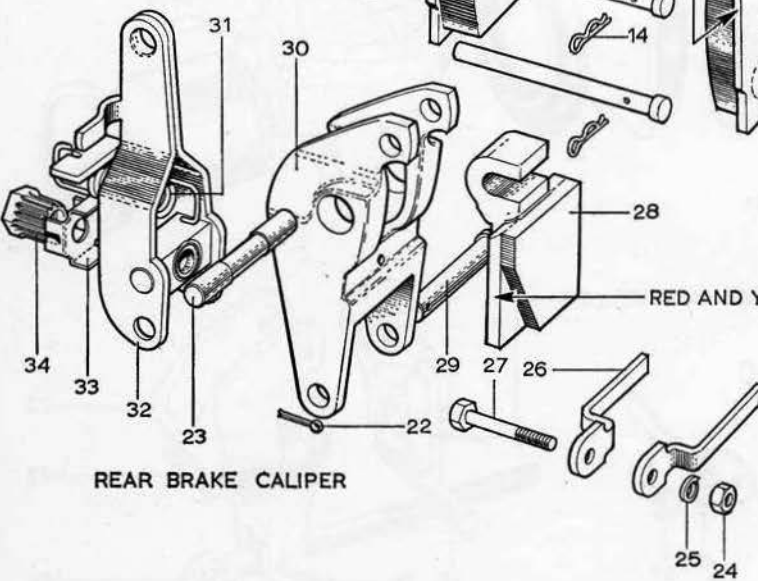


REPLACEMENT PADS
COLOUR CODE IDENTIFICATION
BLUE, BLUE, BLUE



REAR BRAKE CALIPER

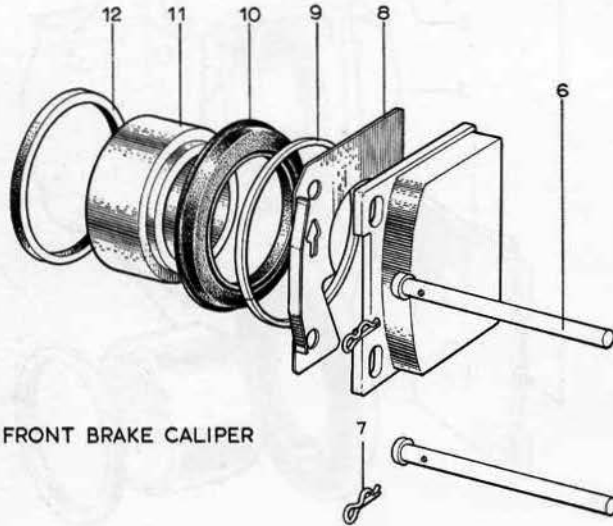
RED AND YELLOW



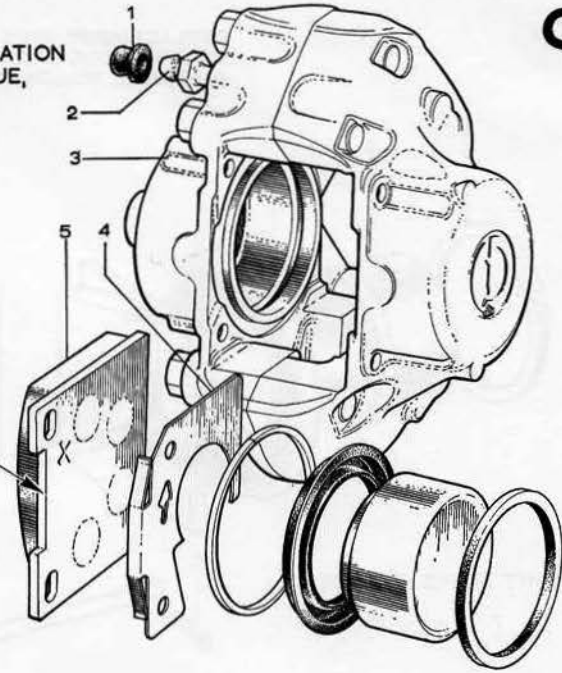
FRONT AND REAR BRAKE CALIPER COMPONENTS -SI

CE

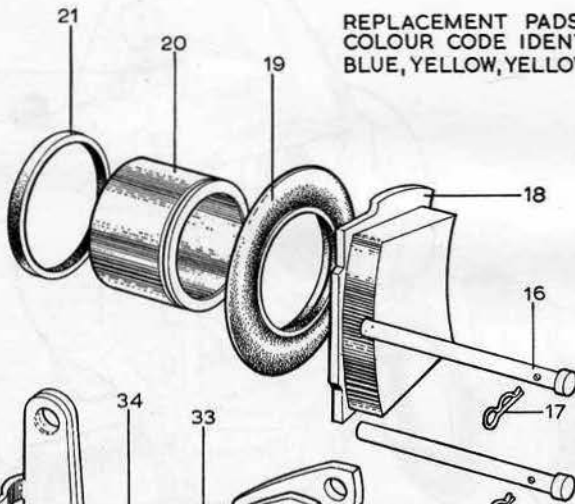
REPLACEMENT PADS
COLOUR CODE IDENTIFICATION
BLUE, YELLOW, YELLOW, BLUE,



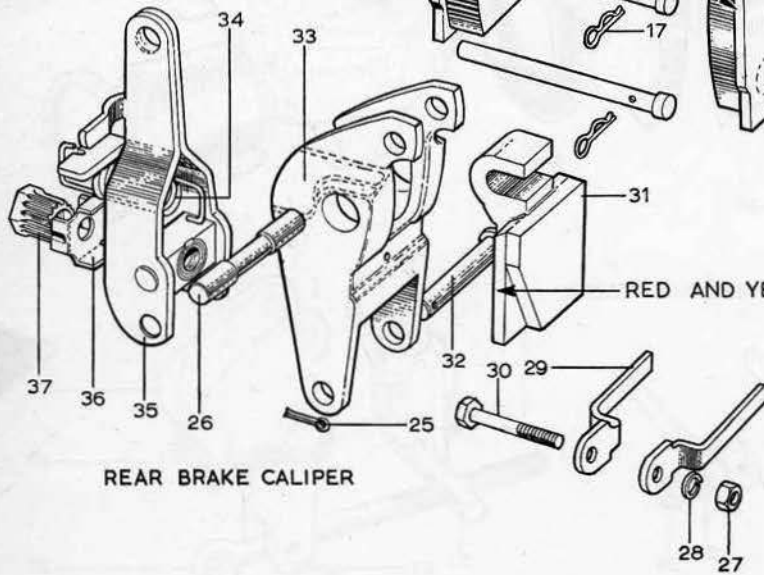
FRONT BRAKE CALIPER



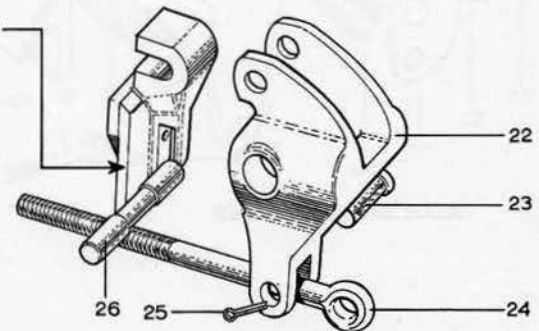
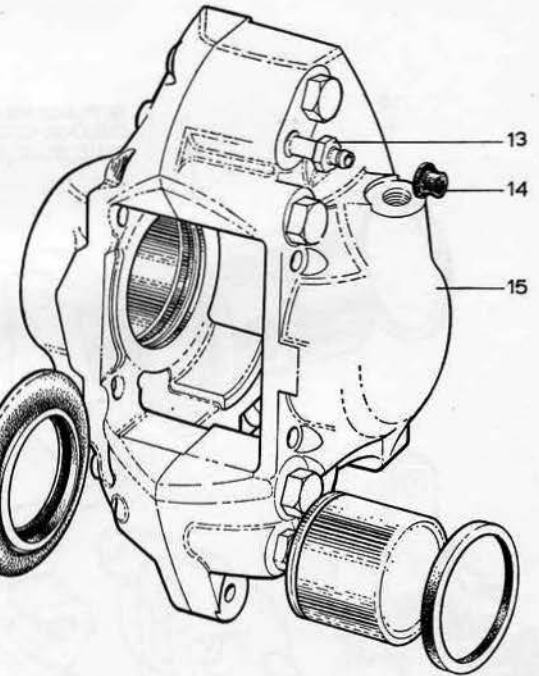
REPLACEMENT PADS
COLOUR CODE IDENTIFICATION
BLUE, YELLOW, YELLOW, BLUE,



REAR BRAKE CALIPER



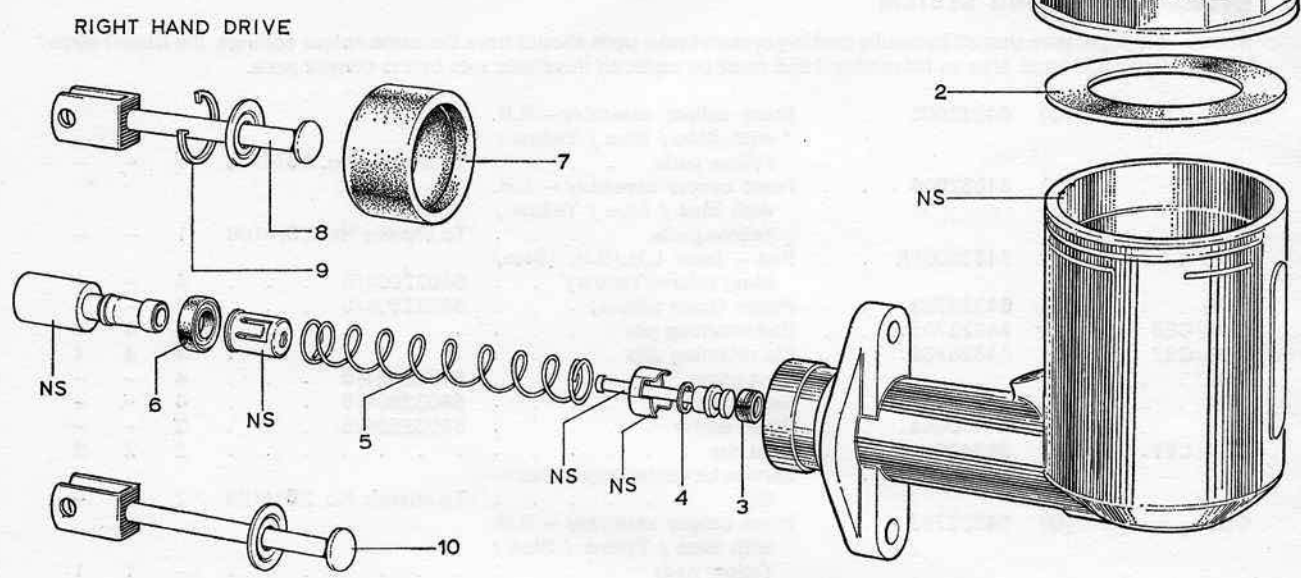
FRONT AND REAR BRAKE CALIPER COMPONENTS -S2 & COUPÉ



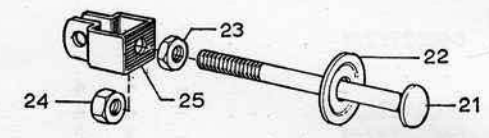
ORIGINAL COPYRIGHT HOLDER LOTUS CARS LIMITED 1966

FILE NOT TO BE REDISTRIBUTED FOR PROFIT

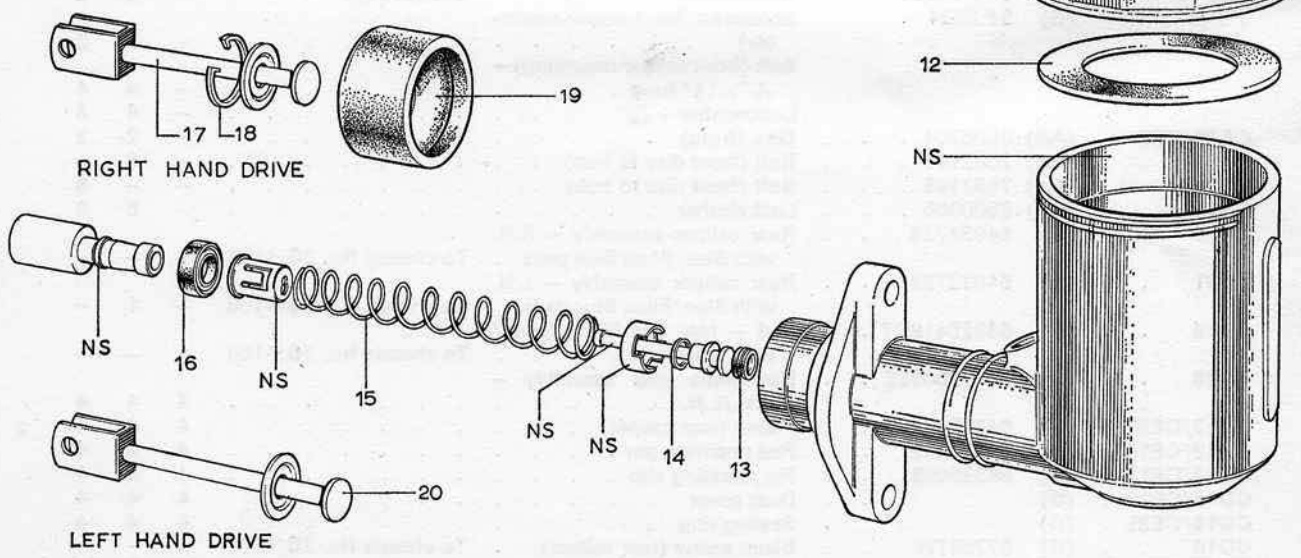
CF



5/8" MASTER CYLINDER - ELAN S1



R.H. & L.H.D - ELAN S1
- 1ST 100 VEHICLES



0.70" MASTER CYLINDER { ELAN S1 (1ST 100 VEHICLES)
ELAN S2 AND COUPÉ

BRAKE MASTER CYLINDER

| Illustration Reference | Part Number | Description | Next Assembly | Quantity | | |
|--|-----------------|--|------------------------|----------|----|-------|
| | | | | S1 | S2 | Coupe |
| CHASSIS SECTION (continued) | | | | | | |
| HYDRAULIC BRAKING SYSTEM | | | | | | |
| <i>Note.</i> — It is imperative that all hydraulic braking system brake pads should have the same colour codings, the Blue/Yellow/Yellow/Blue pads fitted prior to November 1965 must be replaced in vehicle sets by the current pads. | | | | | | |
| CC8 | (G) 64032605 | Front caliper assembly — R.H. with Blue / Blue / Yellow / Yellow pads | To chassis No. 20/4108 | 1 | — | — |
| CC2 | (G) 64032604 | Front caliper assembly — L.H. with Blue / Blue / Yellow / Yellow pads | To chassis No. 20/4108 | 1 | — | — |
| CD4 | (G) 6432508FK | Pad — front L.H./R.H. (Blue/Blue/Yellow/Yellow) | 64032604/5 | 4 | — | — |
| CD8 | (G) 64325703 | Piston (front caliper) | 64032604/5 | 4 | — | — |
| CD5/CE6 | (G) 64325705 | Pad retaining pin | | 4 | 4 | 4 |
| CD6/CE7 | (G) 64325706 | Pin retaining clip | | 4 | 4 | 4 |
| CD7 | (G) | Dust cover | 64032604/5 | 4 | — | — |
| CD9 | (G) | Sealing ring | 64032604/5 | 4 | — | — |
| CD2 | (G) 64470444 | Bleed screw | 64032604/5 | 2 | — | — |
| CD1/CE1 | (G) 363400 | Dust cap | | 2 | 2 | 2 |
| | (G) SP.2519 | Service kit (front caliper assembly) | To chassis No. 20/4108 | 2 | — | — |
| CC7 | (G) 64032793 | Front caliper assembly — R.H. with Blue / Yellow / Blue / Yellow pads | | — | 1 | 1 |
| CC30 | (G) 64032792 | Front caliper assembly — L.H. with Blue / Yellow / Blue / Yellow pads | | — | 1 | 1 |
| CE5 | (G) 64326615GJ | Pad — front L.H./R.H. (Blue/Yellow/Blue/Yellow) | 64032792/3 | — | 4 | 4 |
| | (G) 640326615FK | Pad (front brake) — Blue/Blue/Yellow/Yellow | | — | 4 | 4 |
| CE11 | (G) 64326616 | Piston (front caliper) | 64032792/3 | — | 4 | 4 |
| CE4 | (G) 64326620 | Damping spring | 64032792/3 | — | 2 | 2 |
| CE8 | (G) 64326619 | Damping spring | 64032792/3 | — | 2 | 2 |
| CE10 | (G) | Dust cover | | — | 4 | 4 |
| CE9 | (G) | Ring (dust cover retaining) | 64032792/3 | — | 4 | 4 |
| CE12 | (G) | Sealing ring | 64032792/3 | — | 4 | 4 |
| CE2 | (G) 64470445 | Bleed screw | 64032792/3 | — | 2 | 2 |
| | (G) SP.2534 | Service kit (front caliper assembly) | | — | 2 | 2 |
| | | Bolt (front caliper mounting) — $\frac{7}{16}$ " x $1\frac{1}{2}$ " long | | — | 4 | 4 |
| | | Lockwasher — $\frac{7}{16}$ " | | — | 4 | 4 |
| CA24/CC3 | (AA) 0L08304 | Disc (front) | | — | 2 | 2 |
| CA34 | (AA) 7502145 | Bolt (front disc to hub) | | — | 8 | — |
| CA3A | (AA) 7502148 | Bolt (front disc to hub) | | — | — | 8 |
| CA35 | (AA) 8500905 | Lockwasher | | — | 8 | 8 |
| CC25 | (G) 64032738 | Rear caliper assembly — R.H. with Blue/Blue/Blue pads | To chassis No. 20/4108 | 1 | — | — |
| CC31 | (G) 64032739 | Rear caliper assembly — L.H. with Blue/Blue/Blue pads | To chassis No. 20/4108 | — | 1 | — |
| CD15 | (G) 64325418DT | Pad — rear L.H./R.H. (Blue/Blue/Blue) | To chassis No. 20/4108 | 4 | — | — |
| CD28 | (G) 64932005EE | Handbrake pad assembly — R.H./L.H. | | 4 | 4 | 4 |
| CD17/CE20 | (G) 64325873 | Piston (rear caliper) | | 4 | 4 | 4 |
| CD13/CE16 | (G) 64325022 | Pad retaining pin | | 4 | 4 | 4 |
| CD14/CE17 | (G) 64325009 | Pin retaining clip | | 4 | 4 | 4 |
| CD16/CE19 | (G) | Dust cover | | 4 | 4 | 4 |
| CD18/CE21 | (G) | Sealing ring | | 4 | 4 | 4 |
| CD10 | (G) 377687W | Bleed screw (rear caliper) | To chassis No. 20/4108 | 2 | — | — |
| CD11/CE14 | (G) 363400 | Dust cap | | 2 | 2 | 2 |
| | (G) SP.2515 | Service kit (rear caliper assembly) | | 2 | 2 | 2 |
| CD19/CE22 | (G) 64325677 | Clamping lever (outer) | | 2 | 2 | 2 |
| CD30/CE33 | (G) 64325679 | Clamping lever (inner) | | 2 | 2 | 2 |
| CD23/CE26 | (G) 64325747 | Pivot pin (H/B to caliper) | | 4 | 4 | 4 |
| CD21/CE24 | (G) 64325759 | Tie rod | | 2 | 2 | 2 |
| CD31/CE34 | (G) 64325754 | Return spring | | 2 | 2 | 2 |

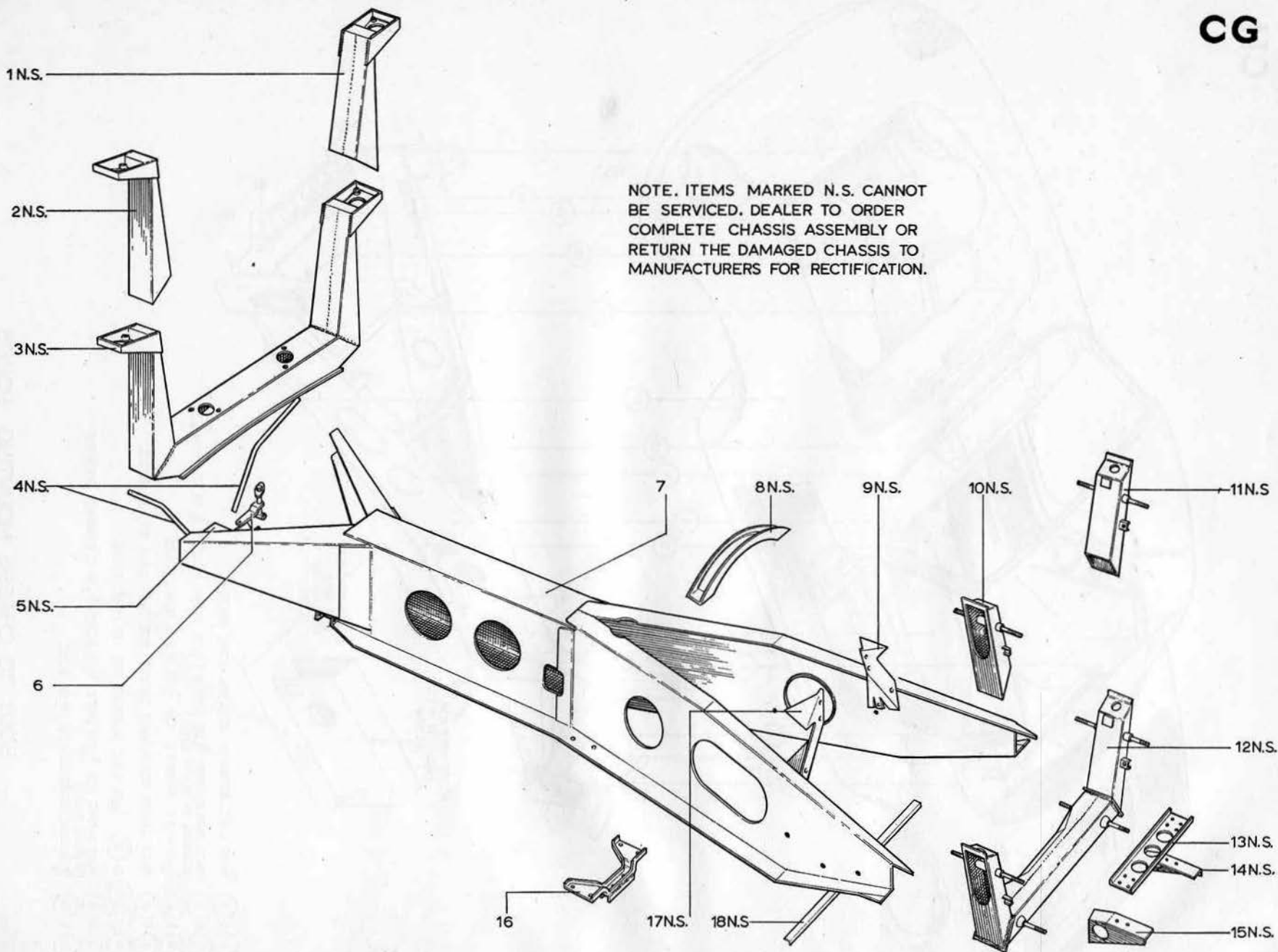
| Illustration Reference | Part Number | Description | Next Assembly | Quantity | | |
|---|-----------------|--|----------------|----------|----------|----|
| | | | | S2 | S2 Coupé | |
| CHASSIS SECTION (continued) | | | | | | |
| HYDRAULIC BRAKING SYSTEM (continued) | | | | | | |
| CD20/CE23 | (G) 64325762 | Pivot pin (tie rod) | | 2 | 2 | 2 |
| CD33/CE36 | (G) 64325761 | Spring clip | | 2 | 2 | 2 |
| CD34/CE37 | (G) 64325760 | Adjuster nut | | 2 | 2 | 2 |
| CD32/CE35 | (G) 64325753 | Operating lever assembly | | 2 | 2 | 2 |
| CD29/CE32 | (G) 64325763 | Pivot pin (operating lever) | | 2 | 2 | 2 |
| CD22/CE25 | (G) 15008 | Split pin | | 2 | 2 | 2 |
| CD26/CE29 | (G) 64325901 | Centralizing strip | | 2 | 2 | 2 |
| CD27/CE30 | (G) 64130400 | Bolt | | 2 | 2 | 2 |
| CD25/CE28 | (G) 64140022 | Washer | | 2 | 2 | 2 |
| CD24/CE27 | (G) GB.33564 | Nut | | 2 | 2 | 2 |
| CB65/CC25 | (G) 64032739XK | Rear caliper assembly - R.H. - with Blue / Blue / Yellow / Yellow pads | | - | 1 | 1 |
| CC31 | (G) 64032738XK | Rear caliper assembly - L.H. - with Blue / Blue / Yellow / Yellow pads | | - | 1 | 1 |
| CB64 | 26 J 002 | Bolt (rear caliper to bearing housing) | | - | 4 | 4 |
| | | Shim (rear caliper to bearing housing) - $\frac{3}{16}$ " I.D. \times $\frac{1}{2}$ " O.D. \times 0.005" thick - brass | | - | 30 | 30 |
| CE18 | (G) 64325418GJ | Pad - rear L.H./R.H. (Blue/Yellow/Yellow/Blue) | | - | 4 | 4 |
| | (G) 640325418FK | Pad (rear brake) - Blue/Blue/Yellow/Yellow | | - | 4 | 4 |
| | (G) 640326615GJ | Pad (brake) - special equipment - Blue/Yellow/Yellow/Blue | | - | 8 | 8 |
| CE13 | (G) 64470445 | Bleed screw (rear caliper) | | - | 2 | 2 |
| CB68/CC24 | A26 J 001 | Disc (rear) | | - | 2 | 2 |
| EL75 | A26 J 708 | Pedal assembly - R.H.D. | | - | 1 | 1 |
| | 26 J 707 | Pedal assembly - L.H.D. | | - | 1 | 1 |
| EL80 | A26 J 022 | Shaft (pedal mounting) | 26J707/A26J708 | - | 1 | 1 |
| | B26 J 020 | Pedal (brake) assembly - R.H.D. | A26J708 | - | 1 | 1 |
| | A26 J 019 | Pedal (brake) assembly - L.H.D. | 26J707 | - | 1 | 1 |
| EL86 | S2946 | Pad (brake pedal) | 26J707/A26J708 | - | 1 | 1 |
| EL83 | 12 DU 08 | Bush (brake pedal to shaft) | 26J707/A26J708 | - | 1 | 1 |
| EL81 | J 014 | Washer (pedal spacing) | 26J707/A26J708 | - | ar | ar |
| EL90 | 26 J 017 | Spring (brake pedal retracting) | 26J707/A26J708 | - | 1 | 1 |
| | | Link (brake pedal actuating) - R.H.D. | A26J708 | - | 1 | 1 |
| EL77 | A26 J 024 | Bracket (pedal mounting) - R.H.D. | A26J708 | - | 1 | 1 |
| | 26 J 030 | Bracket (pedal mounting) - L.H.D. | 26J707 | - | 1 | 1 |
| EL101 | | Bolt (pedal assembly and master cylinders to dash) - $\frac{5}{16}$ " \times $1\frac{1}{2}$ " long - R.H.D. | | - | 4 | 4 |
| | | Bolt (pedal assembly and master cylinders to dash) - $\frac{5}{16}$ " \times $1\frac{1}{2}$ " long - L.H.D. | | - | 3 | 3 |
| | J 034 | Bolt (clutch stop and pedal assembly and master cylinders to dash) - L.H.D. | | - | 1 | 1 |
| EL102 | | Nut - $\frac{5}{16}$ " "stover" | | - | 4 | 4 |
| EL103 | | Washer - $\frac{5}{16}$ " dia. | | - | 4 | 4 |
| EL108 | | Screw (pedal assembly to body) - rear - No. 10 \times 1" long | | - | 2 | 2 |
| EL109 | | Washer - $\frac{3}{8}$ " I.D. \times $\frac{1}{2}$ " O.D. \times 21 S.W.G. | | - | 2 | 2 |
| EL94 | 26 B 104 | Packing piece | | - | 5 | 5 |
| EL110 | | Nut - No. 10 nyloc | | - | 2 | 2 |
| EL84 | 26 J 025 | Bracket (pedal shaft bearing) | | - | 1 | 1 |
| EL114 | | Bolt (bracket to body) - $\frac{1}{2}$ " \times $1\frac{1}{2}$ " long | | - | 2 | 2 |

| Illustration Reference | Part Number | Description | Next Assembly | Quantity | | |
|---|-------------|-------------|--|---------------------------|----|-------|
| | | | | S1 | S2 | Coupe |
| CHASSIS SECTION (continued) | | | | | | |
| HYDRAULIC BRAKING SYSTEM (continued) | | | | | | |
| EL85 | 26 | J 028 | Washer square | - | 2 | 2 |
| EL115 | | | Washer - $\frac{1}{4}$ " dia. | - | 2 | 2 |
| EL123 | | | Lockwasher - $\frac{1}{4}$ " dia. | - | 2 | 2 |
| CC8 | (G) | 64067975 | Brake master cylinder $\frac{5}{8}$ " dia. - R.H.D. | To chassis No. 26/4108 | 1 | - |
| | (G) | 64068063 | Brake master cylinder $\frac{5}{8}$ " dia. - L.H.D. | To chassis No. 26/4108 | 1 | - |
| CF8 | (G) | 64673863 | Push rod - R.H.D. | 64067975 | 1 | - |
| CF10 | (G) | 391017 | Push rod - L.H.D. | 64068063 | 1 | - |
| CF5 | (G) | 378847 | Spring | 64067975/64068063 | 1 | - |
| CF4 | (G) | | Spring washer | 64067975/64068063 | 1 | - |
| CF1 | (G) | 378434 | Filler cap | 64067975/64068063 | 1 | - |
| CF2 | (G) | | Cap washer | 64067975/64068063 | 1 | - |
| CF3 | (G) | | Valve seal | 64067975/64068063 | 1 | - |
| CF6 | (G) | | Plunger seal | 64067975/64068063 | 1 | - |
| CF7 | (G) | | Dust cover | 64067975/64068063 | 1 | - |
| CF9 | (G) | | Circlip | 64067975/64068063 | 1 | - |
| | (G) | SP.2115 | Service kit - $\frac{5}{8}$ " Brake Master cylinder | | 1 | - |
| CC10 | (G) | 64067948 | Brake master cylinder - $\frac{7}{8}$ " dia. - L.H.D./R.H.D. | To chassis No. 26/4108 | 1 | - |
| CF21 | (G) | 64674539 | Push rod - L.H.D./R.H.D. | 64067948 | 1 | - |
| CF15 | (G) | 64673425 | Spring | 64067948/64068324/5 | 1 | 1 |
| CF14 | (G) | | Spring washer | 64067948/64068324/5 | 1 | 1 |
| CF22 | (G) | 378230 | Retaining washer | 64067948/64068324/5 | 1 | 1 |
| CF25 | (G) | 373201 | Jaw end | 64067975/64068063 | 1 | - |
| CF23 | (G) | 64100031 | Locknut | 64067975/64068063 | 1 | - |
| CF24 | (G) | 64100026 | Nut | 64067975/64068063 | 1 | - |
| CF11 | (G) | 64473019 | Filler cap | 64067948/64068324/5 | 1 | 1 |
| CF12 | (G) | | Cap washer | 64067948/64068324/5 | 1 | 1 |
| | (G) | SP.2152 | Service kit - $\frac{7}{8}$ " master cylinder | Except first 100 vehicles | 1 | - |
| CC10 | (G) | 64068324 | Brake master cylinder - $\frac{7}{8}$ " dia. - R.H.D. | | - | 1 |
| | (G) | 64068325 | Brake master cylinder - $\frac{7}{8}$ " dia. - L.H.D. | | - | 1 |
| CF17 | (G) | 64673863 | Push rod assembly - R.H.D. | 64068324 | - | 1 |
| CF20 | (G) | 391017 | Push rod assembly - L.H.D. | 64068325 | - | 1 |
| | (G) | SP.2172 | Service kit - $\frac{7}{8}$ " brake master cylinder | | - | 1 |
| CF13 | | | Valve seal - $\frac{7}{8}$ " brake master cylinder | 64067948/64068324/5 | 1 | 1 |
| CF16 | | | Plunger seal - $\frac{7}{8}$ " brake master cylinder | 64067948/64068324/5 | 1 | 1 |
| CF19 | | | Dust cover - $\frac{7}{8}$ " brake master cylinder | 64067948/64068324/5 | 1 | 1 |
| CF18 | | | Circlip | 64067948/64068324/5 | 1 | 1 |
| EL104 | (F) | 100E-73871 | Clevis pin (master cylinder to brake pedal) | | - | 1 |
| EL107 | (F) | 72010-S7 | Split pin - $\frac{1}{8}$ " dia. \times $\frac{5}{8}$ " long | | - | 1 |
| EL105 | | | Washer - $\frac{5}{8}$ " dia. | | - | 1 |
| EL106 | (F) | 351341-ES | Washer | | - | 1 |
| CC1 | (G) | 3700622W | Hose (high-pressure flexible) - front | | - | 2 |
| CC23 | (G) | 3700625W | Hose (high-pressure flexible) - rear | | - | 2 |
| CC14 | (G) | 64474284 | Connection (brake pipe five-way) | | - | 1 |
| CC27 | (G) | 64474341 | Connection (brake pipe three-way) | | - | 1 |
| CC11 | | | Bolt (connections to chassis) - $\frac{1}{4}$ " \times $1\frac{1}{2}$ " long | | - | 2 |
| CC13 | | | Nut | | - | 2 |
| CC12 | | | Washer | | - | 2 |
| CC33 | (G) | 64067811 | Switch (stop light) | | - | 1 |
| CC18 | (G) | 64474287 | Banjo (four-way) | | - | 4 |
| CC20 | (G) | 376102W | Bolt (banjo to caliper) | | - | 4 |
| CC19 | | | Copper washer | | - | 8 |

| Illustration Reference | Part Number | Description | Next Assembly | Quantity | | |
|---|--------------|---|---------------|----------|----|-------|
| | | | | S1 | S2 | Coupé |
| CHASSIS SECTION (continued) | | | | | | |
| HYDRAULIC BRAKING SYSTEM (continued) | | | | | | |
| CC32 | 50062 | Locknut (brake pipe to chassis to flexible hose) | | - | 4 | 4 |
| CC26 | 74330 | Lockwasher | | - | 8 | 8 |
| CC19 | 378700 | Gasket | | - | 4 | 4 |
| CC21 | 378703 | Gasket | | - | 4 | 4 |
| CC17 | 378711 | Gasket | | - | 5 | 5 |
| CC9 | (G) 64473093 | Pipe (master cylinder to five-way connection) - R.H.D. - 17" long | | - | 1 | 1 |
| | 28 J 052 | Pipe (master cylinder to five-way connection) - L.H.D. - 56" long | | - | 1 | 1 |
| CC5 | (G) 3602030W | Pipe (five-way connection to front hose) - R.H. - 10" long | | - | 1 | 1 |
| CC4 | (G) 64473520 | Pipe (five-way connection to front hose) - L.H. - 37" long | | - | 1 | 1 |
| CC15 | (G) 64474551 | Pipe (five-way connection to three-way connection) - 76" long | | - | 1 | 1 |
| CC22 | (G) 3602930W | Pipe (three-way connection to rear hose) - R.H. - 14½" long | | - | 1 | 1 |
| CC28 | (G) 3606130W | Pipe (three-way connection to rear hose) - L.H. - 30½" long | | - | 1 | 1 |
| CC16 | HV 3110 B | Grommet (brake pipe through chassis) | | - | 1 | 1 |

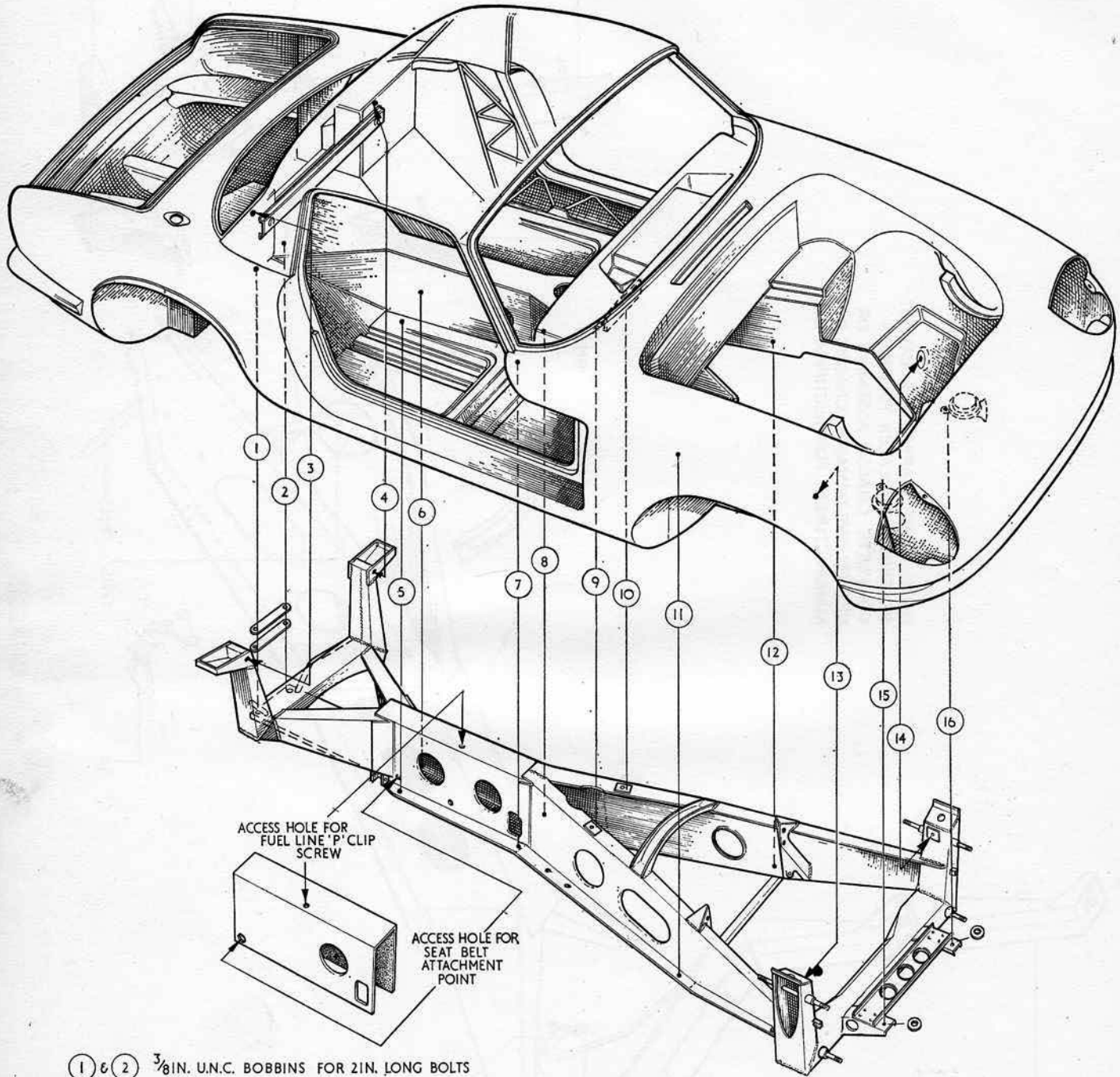
| Illustration Reference | Part Number | Description | Next Assembly | Quantity | | |
|------------------------------------|------------------|--|---------------|----------|----|-------|
| | | | | S1 | S2 | Coupé |
| CHASSIS SECTION (continued) | | | | | | |
| HANDBRAKE | | | | | | |
| | A26 J 704 | Handbrake lever assembly - R.H.D. | | 1 | 1 | 1 |
| | A26 J 705 | Handbrake lever assembly - L.H.D. | | 1 | 1 | 1 |
| EL98 | SS01745/10/9 | Screw (handbrake to body) | | 1 | 1 | 1 |
| EL92 | SNJ1761 | Spring nut | | 1 | 1 | 1 |
| EL99 | | Washer - $\frac{1}{4}$ " dia. | | 1 | 1 | 1 |
| EL91 | A26 J 008 | Tube (handbrake ratchet) - R.H.D. | A26J704 | 1 | 1 | 1 |
| | 26 J 007 | Tube (handbrake ratchet) - L.H.D. | A26J705 | 1 | 1 | 1 |
| EL93 | A26 J 723 | Plunger (handbrake) | A26J704/5 | 1 | 1 | 1 |
| EL89 | 31893 | Switch (handbrake warning light) | A26J704/5 | 1 | 1 | 1 |
| EL100 | | Locknut (switch to ratchet tube) | A26J704/5 | 1 | 1 | 1 |
| EL73 | 26 J 005 | Cable (handbrake) assembly | A26J704/5 | 1 | 1 | 1 |
| EL74 | 720/1000 | Grommet (handbrake cable) | A26J704/5 | 1 | 1 | 1 |
| | (F) 109E-2857 | Clevis (handbrake cable) | A26J704/5 | 1 | 1 | 1 |
| | (F) 73860-S7 | Clevis pin | | 1 | 1 | 1 |
| | (F) 72003-S7 | Split pin | | 1 | 1 | 1 |
| | 232/DIN/6 | Circlip | | 1 | 1 | 1 |
| | 79-040-187-0875 | Tension pin - $\frac{1}{16}$ " dia. \times $\frac{7}{8}$ " long | | 1 | 1 | 1 |
| | 26 J 004 | P.V.C. tube - $\frac{1}{2}$ mm. \times 10 mm. | | 1 | 1 | 1 |
| | A26 J 706 | Pivot (handbrake) assembly | | 1 | 1 | 1 |
| | | Screw (pivot assembly to chassis) - $\frac{1}{4}$ " \times $\frac{3}{4}$ " | | 2 | 2 | 2 |
| | | Lockwasher - $\frac{1}{4}$ " dia. | | 2 | 2 | 2 |
| CB126 | 26 J 010 | Lever tube | A26J706 | 1 | 1 | 1 |
| CB127 | 26 J 011 | Lever spindle | A26J706 | 1 | 1 | 1 |
| CB128 | 26 J 012 | Distance tube | A26J706 | 1 | 1 | 1 |
| CB121 | CT 172 | Oilite bush | A26J706 | 2 | 2 | 2 |
| | 26 J 016 | Spring | A26J706 | 1 | 1 | 1 |
| CB120 | | Washer - $\frac{1}{4}$ " dia. | A26J706 | 1 | 1 | 1 |
| CB119 | | Split pin - $\frac{1}{16}$ " dia. \times $\frac{5}{8}$ " long | A26J706 | 1 | 1 | 1 |
| CB133 | 26 J 015 | Bush for caliper lever | | 2 | 2 | 2 |
| CB123 | 26 J 014 | Rod (handbrake actuating) - R.H. | | 1 | 1 | 1 |
| CB124 | 26 J 013 | Rod (handbrake actuating) - L.H. | | 1 | 1 | 1 |
| CB122 | 36 J 050 | Clevis pin (rod to pivot assembly) | | 2 | 2 | 2 |
| CB125 | | Split pin - $\frac{1}{16}$ " \times $\frac{3}{8}$ " long | | 2 | 2 | 2 |
| CB113 | | Bolt (rod to caliper) - 2 B.A. \times $\frac{3}{4}$ " long | | 2 | 2 | 2 |
| CB112 | PT/B026/11/2 | Nut - 2 B.A. nyloc | | 2 | 2 | 2 |
| | (G) 640325765-EE | Pad (handbrake) - Red/Yellow | 64032738/9XN | 4 | 4 | 4 |

CG



CHASSIS

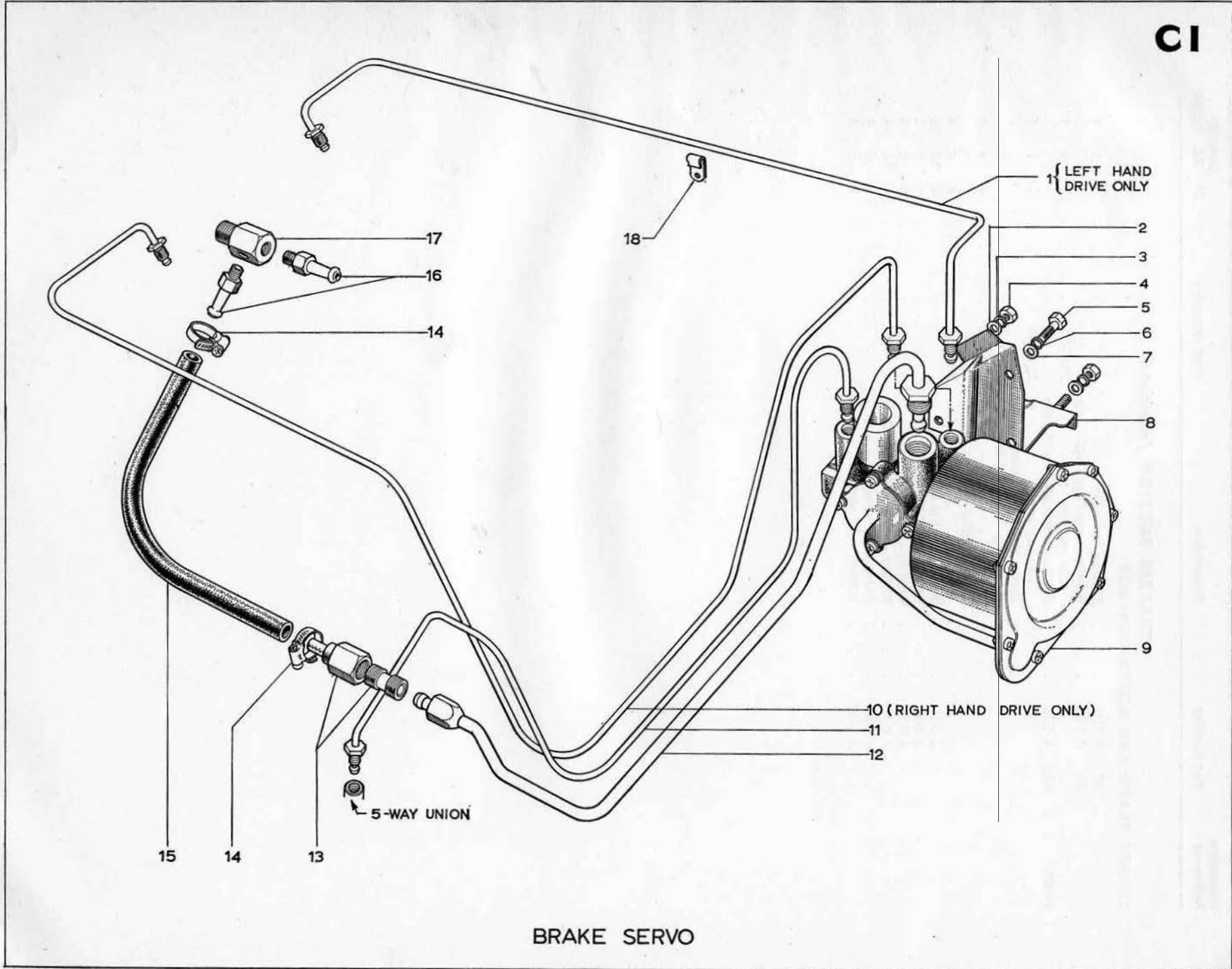
CH



- ① ⑥ ② ③/8 IN. U.N.C. BOBBINS FOR 2 IN. LONG BOLTS
- ③ ⑥ ④ PADS TAPPED FOR 3/8 IN. U.N.F. X 1 1/2 IN. LONG BOLTS (3/8 IN. CLEARANCE BOBBINS IN BODY SHELL)
- ⑤ ⑥ ⑥ 3/8 IN. U.N.C. BOBBINS FOR 3/8 IN. X 1 IN. LONG BOLTS
- ⑦ ⑥ ⑧ PADS UNDER TOP FLANGE TAPPED FOR 3/8 IN. U.N.F. X 1 1/2 IN. BOLTS.
- ⑨ ⑥ ⑩ ⑪ ⑥ ⑫ 3/8 IN. U.N.C. BOBBINS FOR 1 IN LONG BOLTS
- ⑬ ⑥ ⑭ PADS TAPPED FOR 7/16 IN. U.N.F. X 1 1/2 IN. BOLTS (7/16 IN. CLEARANCE BOBBINS IN BODY SHELL)
- ⑮ ⑥ ⑯ 3/8 IN. U.N.C. BOBBINS FOR 1 1/2 IN. BOLT.

BODY TO CHASSIS MOUNTING POINTS

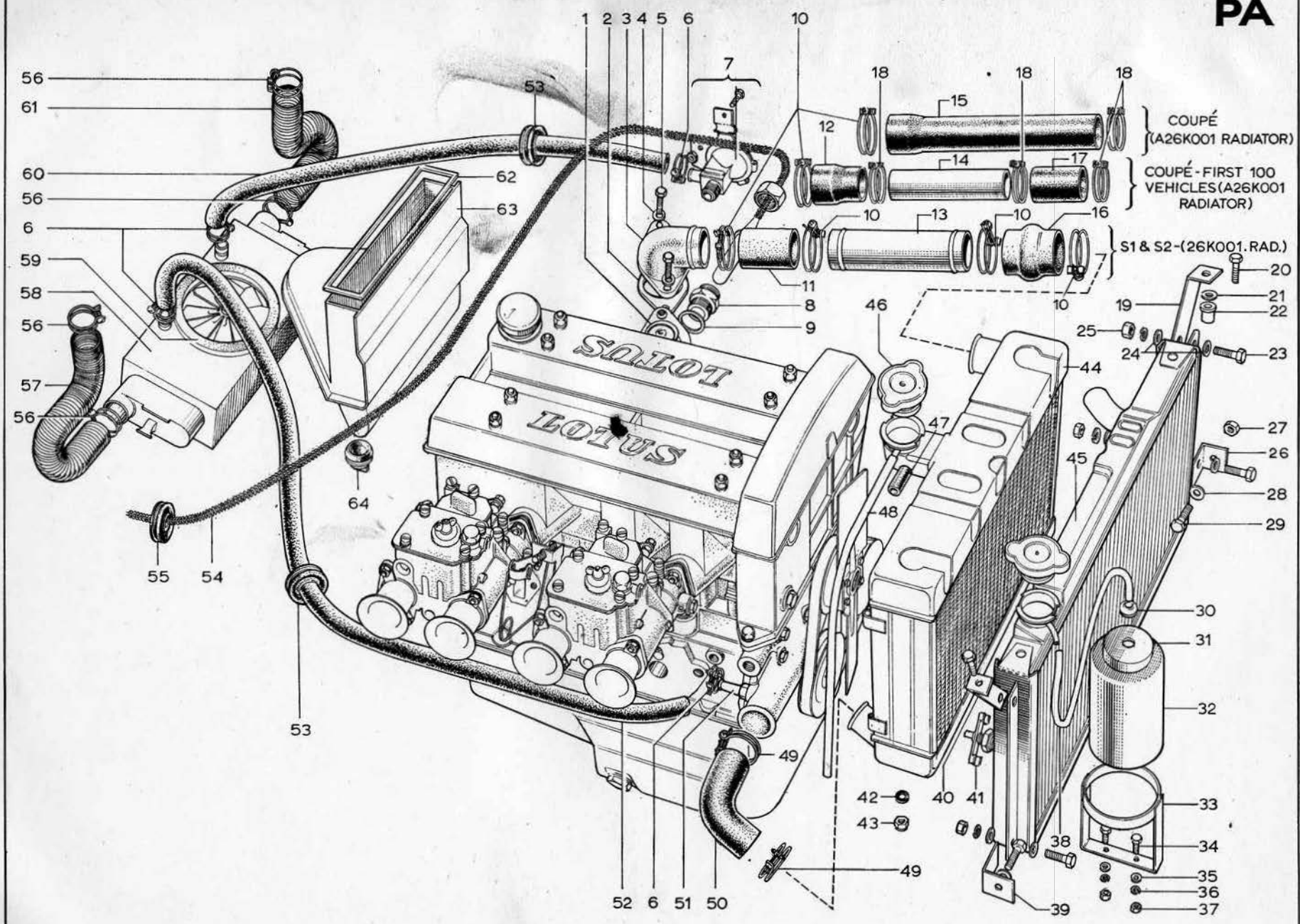
| Illustration Reference | Part Number | Description | Next Assembly | Quantity | | |
|---|-------------|---|---------------|----------|----|-------|
| | | | | S1 | S2 | Coupé |
| CHASSIS SECTION (continued) | | | | | | |
| CHASSIS FRAME AND BODY MOUNTINGS | | | | | | |
| | 26 A 701 | Chassis assembly | | 1 | 1 | 1 |
| | 26 A 002 | Gearbox mounting - with close ratio gearbox | 26A701 | 1 | 1 | 1 |
| PH61 | A26 A 002 | Gearbox mounting - with rally ratio gearbox | 26A701 | - | 1 | 1 |
| | | Screw (gearbox mounting to chassis) - $\frac{5}{16}$ " U.N.F. $\times \frac{1}{2}$ " long | 26A701 | 4 | 4 | 4 |
| | | Spring washer - $\frac{5}{16}$ " dia. square section | 26A701 | 4 | 4 | 4 |
| | J 001 | Bobbin - $\frac{1}{4}$ " U.N.C. | | 19 | 19 | 19 |
| | J 004 | Bobbin - $\frac{5}{16}$ " U.N.C. | | 3 | 3 | 3 |
| | J 005 | Bobbin - $\frac{5}{16}$ " clear | | 5 | 5 | 5 |
| | J 007 | Bobbin - $\frac{3}{8}$ " U.N.C. | | 14 | 14 | 14 |
| | J 008 | Bobbin - $\frac{3}{8}$ " clear | | 4 | 4 | 4 |
| | J 010 | Bobbin - $\frac{7}{16}$ " clear | | 2 | 2 | 2 |



BRAKE SERVO

| Illustration Reference | Part Number | Description | Next Assembly | Quantity | | |
|------------------------------------|----------------------|---|---------------|----------|----|-------|
| | | | | S1 | S2 | Coupé |
| CHASSIS SECTION (continued) | | | | | | |
| BRAKE SERVO | | | | | | |
| C19 | (G) 64049118 | Servo (brake) assembly - optional extra | | 1 | 1 | 1 |
| C18 | (F) 120E-2A248 | Bracket (servo mounting) | | 1 | 1 | 1 |
| C15 | (F) 20369-S7 | Bolt (servo to bracket) | | 3 | 3 | 3 |
| C17 | (F) 44727-S7 | Washer | | 3 | 3 | 3 |
| C16 | (F) 34807-S7 | Lockwasher | | 3 | 3 | 3 |
| C14 | (F) 33798-S7 | Nut (bracket to body) | | 3 | 3 | 3 |
| C12 | (F) 44725-S7 | Washer | | 3 | 3 | 3 |
| C13 | (F) 34806-S7 | Lockwasher | | 3 | 3 | 3 |
| C113 | (G) 64490895 | Valve (non-return) | | 1 | 1 | 1 |
| C117 | 26 E 367 | Union (manifold vacuum take-off) | | 1 | 1 | 1 |
| C118 | 77810X368 | Connector (manifold) | | 1 | 1 | 1 |
| C111 | (G) 64473442 | Pipe (servo to five-way connection) - 44" long | | 1 | 1 | 1 |
| C110 | (G) 64473219 | Pipe (master cylinder to servo) - R.H.D. - 55" long | | 1 | 1 | 1 |
| C11 | (G) 3506910 | Pipe (master cylinder to servo) - L.H.D. - 34" long | | 1 | 1 | 1 |
| C112 | (G) 64476109 | $\frac{3}{8}$ " Bundy tube | | 1 | 1 | 1 |
| C116 | (G) 64490242 | Vacuum hose - 15" long | | 1 | 1 | 1 |
| C115 | (G) $\frac{3}{8}$ A2 | Clip (vacuum hose) | | 2 | 2 | 2 |
| C119 | (F) E349-CL-9 | Clip (brake pipe to body) | | 1 | 1 | 1 |

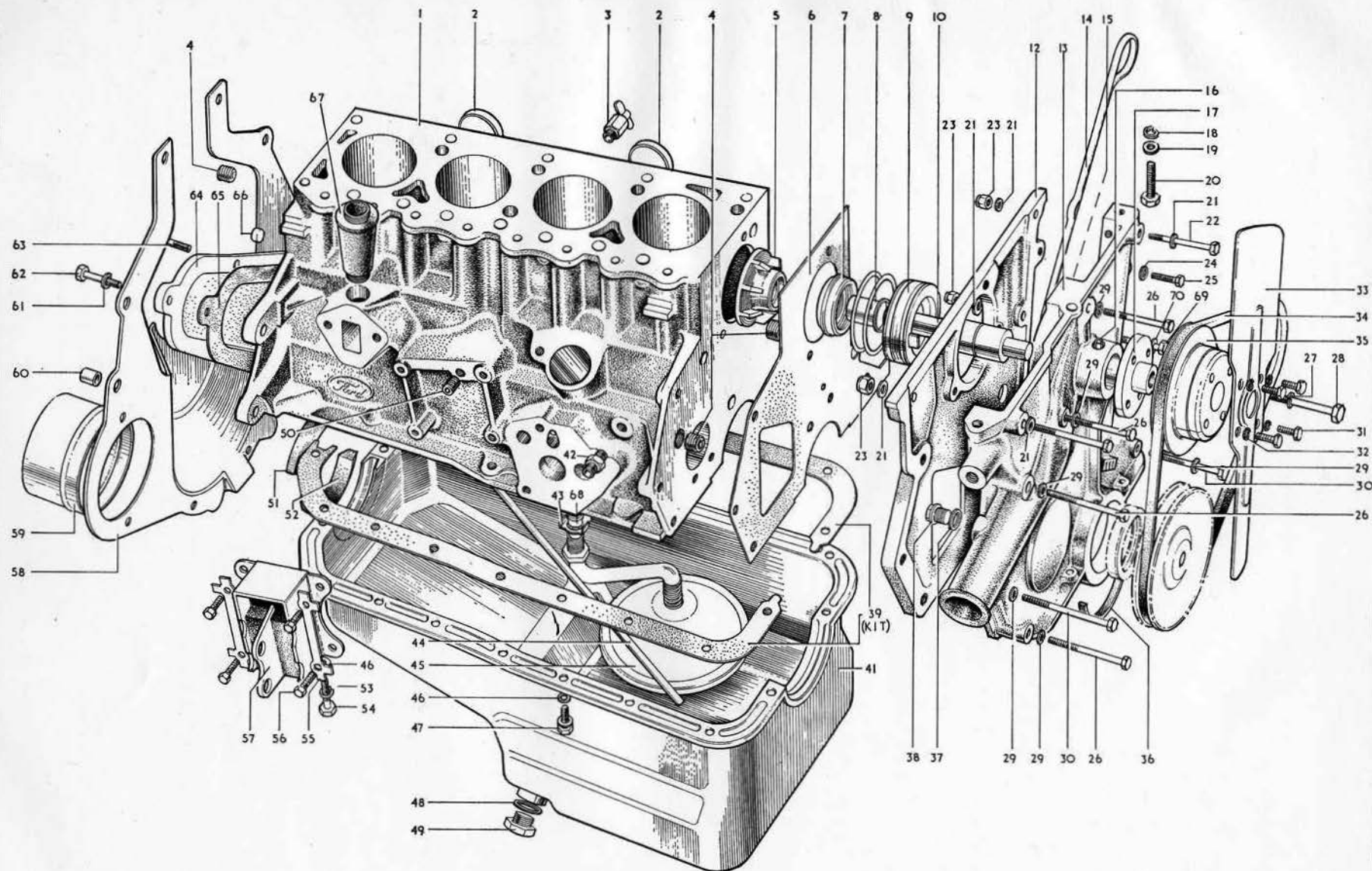
| Illustration Reference | Part Number | Description | Next Assembly | Quantity | | |
|------------------------------------|-------------|---|---------------|----------|----|-------|
| | | | | S1 | S2 | Coupé |
| CHASSIS SECTION (continued) | | | | | | |
| TOOLS | | | | | | |
| A26 | T 002 | Jack assembly | | 1 | 1 | 1 |
| A26 | T 003 | Jack handle assembly | | 1 | 1 | 1 |
| (T) | 109762 | Wheelbrace - with bolt-on wheels | | 1 | 1 | 1 |
| | 212 No. 2 | Hammer (copper/hide) - with knock-on wheels | | - | 1 | 1 |
| 26 | T 001 | Tool roll assembly | | 1 | 1 | 1 |
| | | Spanner - 2x4 B.A. nickel-plated | 26T001 | 1 | 1 | 1 |
| | | Spanner - 3/8" x 7/16" A.F. - black | 26T001 | 1 | 1 | 1 |
| | | Spanner - 1/2" x 9/16" A.F. - black | 26T001 | 1 | 1 | 1 |
| | | Wrench - 7" adjustable | 26T001 | 1 | 1 | 1 |
| | | Screwdriver - 6" wire type | 26T001 | 1 | 1 | 1 |
| | | Pliers - 6" lay-on | 26T001 | 1 | 1 | 1 |
| | | Plug spanner - 14 mm. tubular - 7" O/A | 26T001 | 1 | 1 | 1 |
| | | Tommy bar - 3/8" dia. x 6" long | 26T001 | 1 | 1 | 1 |
| 36 | B 523 | Insulator (tool kit) | | - | - | 1 |



COOLING SYSTEM

| Illustration Reference | Part Number | Description | Next Assembly | Quantity | | |
|---|-----------------|--|----------------|----------|----|-------|
| | | | | S1 | S2 | Coupé |
| POWER TRAIN SECTION | | | | | | |
| COOLING SYSTEM AND INTERIOR HEATER | | | | | | |
| PA1 | (F) 116E-8575 | Thermostat (water) assembly | A26E701 | 1 | 1 | 1 |
| PA2 | (F) 105E-8255 | Gasket | A26E701 | 1 | 1 | 1 |
| PA3 | (F) 113E-8250 | Connection (cylinder head water outlet) | A26E701 | 1 | 1 | 1 |
| PA5 | (F) 20366-S7 | Bolt (connection to cylinder head) | A26E701 | 2 | 2 | 2 |
| PA4 | (F) 34806-S7 | Lockwasher | A26E701 | 2 | 2 | 2 |
| PA10 | 120/H1 | Hose clip (top water) | | 4 | - | - |
| PA10 | 120/H | Hose clip (top rear) | | - | 1 | 1 |
| PA11 | 26K 009 | Hosepipe (top rear) | | 1 | - | - |
| PA12 | 28K 009 | Hosepipe (top rear) | | - | 1 | 1 |
| PA13 | 26K 002 | Tube (top water) | | 1 | 1 | - |
| PA14 | A26 K 002 | Tube (top water) | | - | - | 1 |
| PA18 | 120/E | Hoseclip (top front) | | - | - | 3 |
| PA16 | 26 K 003 | Hosepipe (top front) | | 1 | - | - |
| PA44 | 26 K 001 | Radiator assembly (incl. cap) | | 1 | 1 | - |
| PA46 | A26 K 001 | Radiator assembly (incl. cap) | | - | - | 1 |
| PA45 | J-RC1 | Radiator cap | 26K001/A26K001 | 1 | 1 | 1 |
| PA48 | | Overflow pipe - $\frac{5}{8}$ " O.D. x 24" long. (nylon) | | 1 | 1 | - |
| PA47 | J 017 | Sleeve | | 1 | 1 | - |
| PA19 | 26 K 045 | Upper mounting bracket, radiator - L.H. | | 1 | 1 | 1 |
| PA40 | 26 K 046 | Upper mounting bracket, radiator - R.H. | | 1 | 1 | 1 |
| PA20 | | Set screw Hexagonal Head, upper bracket to body | | - | - | 2 |
| PA21 | | Plain washer - $\frac{3}{8}$ " upper bracket to body | | - | - | 2 |
| PA22 | 160 | Rivnut No. 10 U.N.F. upper bracket to body | | - | - | 2 |
| PA26 | 26 K 049 | Lower mounting bracket, radiator - L.H. | | 1 | 1 | 1 |
| PA39 | 26 K 050 | Lower mounting bracket, radiator - R.H. | | 1 | 1 | 1 |
| PA29 | | Setscrew $\frac{5}{8}$ " U.N.F. x $\frac{3}{4}$ " long - lower bracket to body | | 2 | 2 | 2 |
| PA28 | | Washer $\frac{5}{8}$ " - lower bracket to body | | 2 | 2 | 2 |
| PA27 | | Nut $\frac{5}{8}$ " U.N.F. 'stover' - lower bracket to body | | 2 | 2 | 2 |
| PA23 | | Setscrew $\frac{5}{8}$ " x $\frac{1}{2}$ " long - brackets to radiator | | 4 | 4 | 4 |
| PA24 | | Plain washer $\frac{5}{8}$ " - brackets to radiator | | 8 | 8 | 8 |
| PA25 | | Nut $\frac{5}{8}$ " U.N.F. 'stover' - brackets to radiator | | 4 | 4 | 4 |
| PA41 | SD6D | Drain tap - $\frac{1}{4}$ " B.S.P. (radiator) | | 1 | 1 | 1 |
| PA42 | U3760 | Rubber washer - $\frac{1}{4}$ " dia. | | 2 | 2 | 2 |
| PA43 | | Nut - $\frac{1}{4}$ " 'stover' | | 2 | 2 | 2 |
| PA50 | 26 K 004 | Hose - bottom | | 1 | 1 | 1 |
| PA49 | 120/G | Hose clip - bottom | | 2 | 2 | 2 |
| PA51 | | Adaptor - heater take-off - $\frac{1}{2}$ " pipe to $\frac{3}{8}$ " B.S.P. | | 1 | 1 | 1 |
| PA6 | | Hose clip - heater pipes | | 4 | 4 | 4 |
| PA52 | 26 P 006 | Pipe (heater to engine) - 66" long | | 1 | 1 | 1 |
| PA60 | 26 P 005 | Pipe (engine to heater) - 18" long | | 1 | 1 | 1 |
| EL38 | 26 B 037 | Cable (heater control) | | 1 | 1 | 1 |
| EU22 | 26 B 039 | Nut (cable retaining) | | 1 | 1 | 1 |
| PA7 | | Control (heater water valve) assembly | | 1 | 1 | 1 |
| EL39 | (L) 655A/35537D | Switch (heater) | | 1 | 1 | 1 |
| EL43 | FHD8115/96 | Tube (heater unit to de-mister grille) - $1\frac{1}{2}$ " dia. x 26" long | | 1 | 1 | 1 |
| EL47 | SHD8115/48 | Tube (heater unit to de-mister grille) - $1\frac{1}{2}$ " dia. x 12" long | | 1 | 1 | 1 |

| Illustration Reference | Part Number | Description | Next Assembly | Quantity | | |
|---|-------------------------|--|---------------|----------|----|-------|
| | | | | S1 | S2 | Coupe |
| POWER TRAIN SECTION (continued) | | | | | | |
| COOLING SYSTEM AND INTERIOR HEATER (continued) | | | | | | |
| EL42 | 40-276-117 | Hose clip - 1½" | | 4 | 4 | 4 |
| EL49 | 26 P 001 | Plenum chamber (heater) assembly | | 1 | 1 | 1 |
| | | Bolt (plenum chamber to body) - ½" U.N.C. x 1½" long | | 3 | 3 | 3 |
| PA62 | | Seal (plenum chamber to body) - 18" long | | 1 | 1 | 1 |
| | | Ladac - ½" x ½" x 12" long | | 1 | 1 | 1 |
| | | Lockwasher - ¼" | | 3 | 3 | 3 |
| PA58 | (S) FHS 6444 | Heater fan and end-plates assembly | | 1 | 1 | 1 |
| PA59 | 26 P 004 | Seal (heater intake) | | 1 | 1 | 1 |
| PA64 | 26 P 002 | Grommet (plenum chamber drain valve) | | 1 | 1 | 1 |
| PA31 | (TA) 1560 | Recuperator bottle | | - | - | 1 |
| PA32 | (TA) 2696 | Cap - recuperator bottle | | - | - | 1 |
| PA33 | 26 K 051 | Bracket - bottle mounting - (mod. (TA) 350G661) | | - | - | 1 |
| PA34 | | Set screw No. 10 U.N.F. x ½" long | | - | - | 2 |
| PA35 | | Shakeproof washer - ⅜" dia. | | - | - | 2 |
| PA36 | | Washer plain - ⅜" dia. | | - | - | 2 |
| PA37 | | Nut No. 10 U.N.F. - plain | | - | - | 2 |
| PA30 | (TA) 720/1000 | Grommet - bottle neck | | - | - | 1 |
| PA31 | | Tube recuperator bottle to radiator | | - | - | 1 |
| | 26 P 003 | Bracket (heater mounting) | | 1 | 1 | - |
| | MT 190 | Locking washer | | 1 | 1 | 1 |
| | 720/1000 | Grommet (heater control cable to bulkhead) | | 1 | 1 | 1 |
| BB132 | 36 P 003 | Bracket (heater mounting) | | - | - | 1 |
| | 36 P 012 | Bracket (heater) | | - | - | 1 |
| BB130 | STC/08/06 | Screw (bracket to bracket) - No. 8 x ⅜" long | | - | - | 2 |
| | SNU 1907 | Nut - No. 8 spire | | - | - | 2 |
| BB131 | STC/06/06 | Screw (heater to bracket) - No. 6 x ⅜" long | | - | - | 2 |



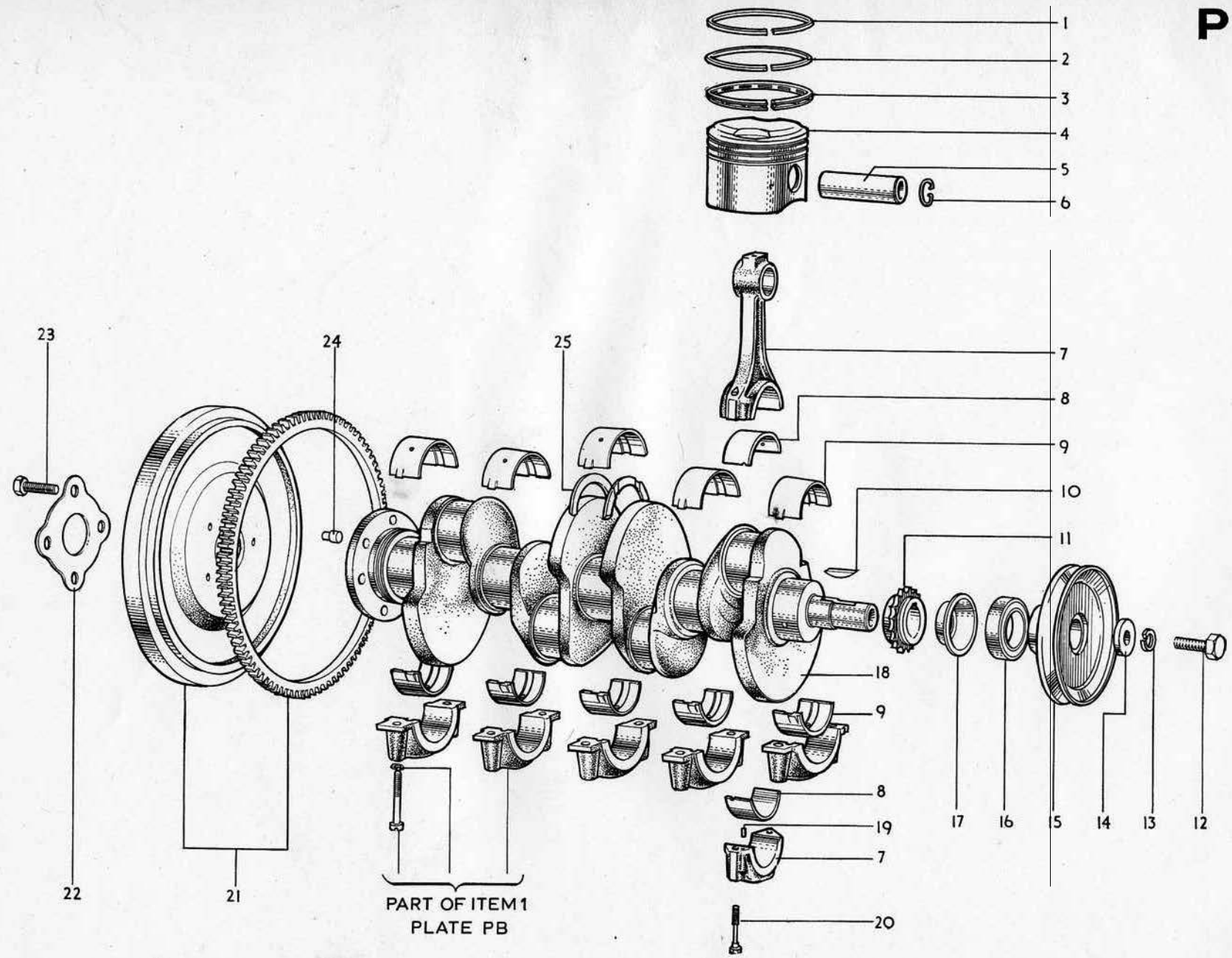
CYLINDER BLOCK AND WATER PUMP

| Illustration Reference | Part Number | Description | Next Assembly | Quantity | | |
|--|-----------------|---|---------------|----------|----|-------|
| | | | | S1 | S2 | Coupé |
| POWER TRAIN SECTION (continued) | | | | | | |
| CYLINDER BLOCK AND WATER PUMP | | | | | | |
| | A26 E 701 | Engine assembly—1558 c.c. | | 1 | 1 | 1 |
| PB1 | A26 E 708 | Cylinder block assembly — 1558 c.c. | A26E701 | 1 | 1 | 1 |
| PB2 | (F) 353000-S | Plug (cylinder block water jacket) | A26E708 | 3 | 3 | 3 |
| PB3 | (F) EOTA-8115 | Cock (cylinder block drain) | A26E708 | 1 | 1 | 1 |
| PB4 | (F) 87837-ES2 | Plug (cylinder block oil galleries) | A26E708 | 3 | 3 | 3 |
| PB50 | (F) 353052-ES | Plug (cylinder block transverse oil gallery) | A26E708 | 1 | 1 | 1 |
| | (F) 353052-ES | Plug (cylinder block oil pressure gauge hole) | A26E708 | 1 | 1 | 1 |
| | (F) 357966-S | Plug (cylinder block oil gallery drain) | A26E708 | 1 | 1 | 1 |
| PB14 | | Indicator (oil level) | A26E701 | 1 | 1 | 1 |
| PB12 | 26 E 004 | Timing case | A26E701 | 1 | 1 | 1 |
| | 26 E 705 | Timing case cover assembly | A26E701 | 1 | 1 | 1 |
| PB5 | (F) 105E-8512 | Impeller (water pump) | A26E705 | 1 | 1 | 1 |
| PB7 | (F) 105E-8564-B | Seal (water pump assembly) | A26E705 | 1 | 1 | 1 |
| PB8 | (F) 105E-8550 | Siinger (water pump) | A26E705 | 1 | 1 | 1 |
| PB9 | 26 E 362 | Insert (water pump) | A26E705 | 1 | 1 | 1 |
| PB10 | (F) 105E-8530 | Shaft (water pump) | A26E705 | 1 | 1 | 1 |
| PB17 | (F) 105E-8567-C | Hub (water pump pulley) | A26E705 | 1 | 1 | 1 |
| PB13 | 26 E 361 | Timing case cover | A26E705 | 1 | 1 | 1 |
| PC16 | (F) 105E-6362 | Seal (crankshaft front bearing) | A26E705 | 1 | 1 | 1 |
| PB16 | (F) 105E-8576-B | Retainer (water pump bearing) | A26E705 | 1 | 1 | 1 |
| | R 164 | 'O' ring | A26E705 | 1 | 1 | 1 |
| PB6 | 26 E 005 | Gasket (timing case to block) | A26E701 | 1 | 1 | 1 |
| PE20 | 26 E 032 | Gasket (timing case to cylinder head) | A26E701 | 1 | 1 | 1 |
| PB20 | (F) 20386-ES | Bolt (timing case to cylinder head) — $\frac{5}{16}$ " U.N.C. \times 1" long | A26E701 | 1 | 1 | 1 |
| PB19 | (F) 34746-ES | Washer — $\frac{5}{16}$ " dia. | A26E701 | 2 | 2 | 2 |
| PB18 | (F) 34806-ES | Lockwasher — $\frac{5}{16}$ " dia. | A26E701 | 2 | 2 | 2 |
| PB22 | (F) 45511-S7 | Bolt (timing case cover to timing case) — $\frac{1}{2}$ " \times 2 $\frac{1}{4}$ " | A26E701 | 3 | 3 | 3 |
| PB21 | (F) 44715-S7 | Washer — $\frac{1}{4}$ " dia. | A26E701 | 6 | 6 | 6 |
| PB23 | | Nut — $\frac{1}{2}$ " 'stover' | A26E701 | 3 | 3 | 3 |
| PB25 | (F) 20344-S2 | Screw (timing case to cylinder block) — $\frac{1}{4}$ " U.N.C. \times $\frac{3}{8}$ " long | A26E701 | 1 | 1 | 1 |
| PB24 | (F) 34805-ES | Lockwasher — $\frac{1}{4}$ " dia. | A26E701 | 1 | 1 | 1 |
| PB26 | (F) 45510-S7 | Bolt (timing case and cover to cylinder block) — $\frac{1}{4}$ " U.N.C. \times 2 $\frac{1}{4}$ " long | A26E701 | 4 | 4 | 4 |
| PB29 | (F) 34805-S7 | Lockwasher | A26E701 | 6 | 6 | 6 |
| PB69 | (F) 45512-S2 | Bolt — $\frac{5}{16}$ " U.N.C. \times 2 $\frac{1}{4}$ " long | A26E701 | 1 | 1 | 1 |
| PB70 | (F) 34806-S7 | Lockwasher | A26E701 | 1 | 1 | 1 |
| PB30 | 26 E 006 | Bolt — special | A26E701 | 1 | 1 | 1 |
| PE16 | (F) 20426-ES8 | Bolt — $\frac{5}{16}$ " U.N.C. \times 1 $\frac{1}{2}$ " long | A26E701 | 1 | 1 | 1 |
| PB33 | (F) 109E-8607 | Fan blade | A26E701 | 1 | 1 | 1 |
| PB35 | (F) 105E-8509-B | Pulley (water pump) | A26E701 | 1 | 1 | 1 |
| PB31 | (F) 20308-S7 | Bolt (fan blade and pulley to hub) | A26E701 | 4 | 4 | 4 |
| PB32 | (F) 34805-S7 | Lockwasher | A26E701 | 4 | 4 | 4 |
| PB34 | 26 E 353 | Fan belt | A26E701 | 1 | 1 | 1 |
| PB38 | 26 E 047 | Plug — $\frac{3}{8}$ " B.S.P. | A26E701 | 1 | 1 | 1 |
| PB37 | 26 E 049 | Crush washer — $\frac{3}{8}$ " B.S.P. | A26E701 | 1 | 1 | 1 |
| PB41 | (F) 116E-6675-A | Sump (engine oil) assembly | A26E701 | 1 | 1 | 1 |
| PB39 | (F) E211-Z-1 | Kit (sump gasket) | A26E701 | 1 | 1 | 1 |
| PB36 | (F) E29-CE-1 | Packing (front cover to sump) | A26E701 | 1 | 1 | 1 |
| PB47 | (F) 43263-ES2 | Screw (sump to cylinder block) and washer assembly | A26E701 | 16 | 16 | 16 |
| PB46 | (F) 118297-ES2 | Washer | A26E701 | 18 | 18 | 18 |
| PB54 | (F) 45510-S2 | Bolt (sump to cylinder block to front support) | A26E701 | 2 | 2 | 2 |
| PB53 | (F) 34805-S7 | Lockwasher | A26E701 | 2 | 2 | 2 |
| PB51 | (F) 105E-6702 | Packing (crankshaft rear oil seal) — upper | A26E701 | 1 | 1 | 1 |

| Illustration Reference | Part Number | Description | Next Assembly | Quantity | | |
|--|---------------------------|---|-------------------|----------|----|-------|
| | | | | S1 | S2 | Coupé |
| POWER TRAIN SECTION (continued) | | | | | | |
| CYLINDER BLOCK AND WATER PUMP (continued) | | | | | | |
| PB52 . . . | (F) 105E-6701 . . . | Packing (crankshaft rear oil seal) - lower | A26E701 | 1 | 1 | 1 |
| PB49 . . . | (F) EB-6730 | Plug (sump drain) | A26E701 | 1 | 1 | 1 |
| PB48 . . . | (F) 105E-6734 | Gasket (sump drain plug) | A26E701 | 1 | 1 | 1 |
| PB43 . . . | (F) E55-CF-1 | Plate (oil pump connection lock) | A26E701 | 1 | 1 | 1 |
| PB45 . . . | (F) 105E-6615-B | Pipe (oil pump inlet and screen cover) assembly | A26E701 | 1 | 1 | 1 |
| PB44 . . . | (F) 105E-6646 | Pipe (oil relief valve return) | A26E701 | 1 | 1 | 1 |
| PB58 . . . | (F) 105E-7009 | Backplate (engine to clutch housing) | A26E701 | 1 | 1 | 1 |
| PB59 . . . | (F) 105E-6677 | Cover (starter motor drive) | A26E701 | 1 | 1 | 1 |
| PB60 . . . | (F) 105E-6397 | Dowel (cylinder block to clutch housing) | A26E701 | 2 | 2 | 2 |
| PB64 . . . | (F) 105E-6689 | Retainer (main bearing oil seal) | A26E701 | 1 | 1 | 1 |
| PB65 . . . | (F) 105E-6369 | Gasket (crankshaft rear oil seal housing) | A26E701 | 1 | 1 | 1 |
| PB63 . . . | (F) 20366-S7 | Bolt (retainer to cylinder block) | A26E701 | 2 | 2 | 2 |
| PB62 . . . | (F) 115803-ES8 | Bolt | A26E701 | 2 | 2 | 2 |
| PB61 . . . | (F) 34806-S7 | Lockwasher | A26E701 | 4 | 4 | 4 |
| PB67 . . . | 26 E 034 | Connector (breather) - neoprene | A26E701 | 1 | 1 | 1 |
| PB57 . . . | 26 E 374 | Insulator (engine front support assembly - R.H.) | A26E701 | 1 | 1 | 1 |
| | (F) 109E-6068 | Insulator (engine front support assembly - L.H.) | A26E701 | 1 | 1 | 1 |
| PB56 . . . | (F) 20346-57 | Bolt (insulator to cylinder block) | A26E701 | 8 | 8 | 8 |
| PB55 . . . | (F) 105E-66039 | Washer - tab | A26E701 | 4 | 4 | 4 |
| | | Screw (insulator to chassis) - $\frac{3}{8}$ " x $\frac{7}{8}$ " long | | 4 | 4 | 4 |
| | | Nut - $\frac{3}{8}$ " stover | | 4 | 4 | 4 |
| | | Washer - $\frac{3}{8}$ " dia. | | 4 | 4 | 4 |

) FILE NOT TO BE REDISTRIBUTED FOR PROFIT

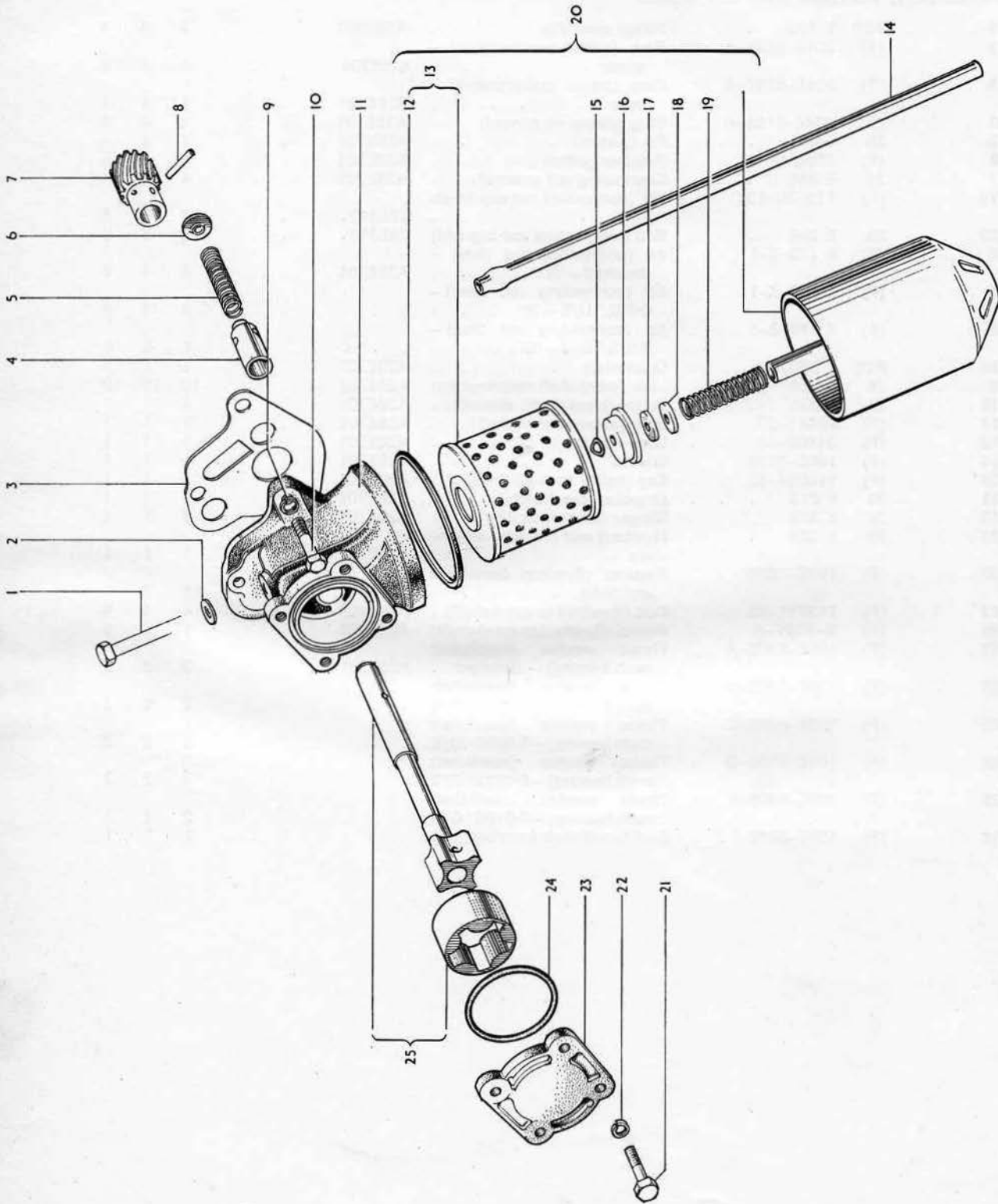
ORIGINAL COPYRIGHT HOLDER LOTUS CARS LIMITED 1966)



CRANKSHAFT PISTON AND FLYWHEEL ASSEMBLIES

| Illustration Reference | Part Number | Description | Next Assembly | Quantity | | |
|---|-----------------|---|---------------|----------|----|-------|
| | | | | S1 | S2 | Coupé |
| POWER TRAIN SECTION (continued) | | | | | | |
| CRANKSHAFT, PISTONS AND FLYWHEEL | | | | | | |
| PC4 | A26 E 400 | Piston assembly | A26E701 | 4 | 4 | 4 |
| BC1 | (F) 204E-6150-A | Ring (piston compression) - upper | A26E701 | 4 | 4 | 4 |
| PC2 | (F) 204E-6152-A | Ring (piston compression) - lower | A26E701 | 4 | 4 | 4 |
| PC3 | (F) 204E-6153-H | Ring (piston oil control) | A26E701 | 4 | 4 | 4 |
| PC5 | 26 E 405 | Pin (piston) | A26E701 | 4 | 4 | 4 |
| PC6 | (F) 105E-6140 | Retainer (piston pin) | A26E701 | 8 | 8 | 8 |
| PC7 | 26 E 340 | Connecting rod assembly | A26E701 | 4 | 4 | 4 |
| PC19 | (F) 116336-ES2 | Pin (connecting rod cap locating) | 26E340 | 8 | 8 | 8 |
| PC20 | 26 E 344 | Bolt (connecting rod big end) | 26E340 | 8 | 8 | 8 |
| PC8 | (F) E 176-Z-1 | Kit (connecting rod liner) - standard - 'N' | A26E701 | 4 | 4 | 4 |
| PC8 | (F) E 178-Z-1 | Kit (connecting rod liner) - 0-002" U/S - 'P' | | 4 | 4 | 4 |
| PC8 | (F) E 180-Z-1 | Kit (connecting rod liner) - 0-010" U/S - 'Q' | | 4 | 4 | 4 |
| PC18 | A26 E 330 | Crankshaft | A26E701 | 1 | 1 | 1 |
| PC9 | 26 E 336 | Liner (crankshaft main bearing) | A26E701 | 10 | 10 | 10 |
| PC15 | 26 E 331 | Pulley (crankshaft) assembly | A26E701 | 1 | 1 | 1 |
| PC12 | (F) 20411-S7 | Bolt (pulley to crankshaft) | A26E701 | 1 | 1 | 1 |
| PC13 | (F) 34808-S7 | Lockwasher | A26E701 | 1 | 1 | 1 |
| PC14 | (F) 100E-6378 | Washer | A26E701 | 1 | 1 | 1 |
| PC10 | (F) 115004-ES | Key (pulley to crankshaft) | A26E701 | 1 | 1 | 1 |
| PC11 | 26 E 015 | Sprocket (crankshaft) | A26E701 | 1 | 1 | 1 |
| PC17 | 26 E 326 | Slinger (crankshaft oil) | A26E701 | 1 | 1 | 1 |
| PC21 | 26 E 333 | Flywheel and ring gear assembly | A26E701 | 1 | 1 | 1 |
| PC22 | (F) 105E-7609 | Retainer (flywheel dowel pin and bolt) | A26E701 | 1 | 1 | 1 |
| PC23 | (F) 115711-ES | Bolt (flywheel to crankshaft) | A26E701 | 4 | 4 | 4 |
| PC24 | (F) B-6387-A | Dowel (flywheel to crankshaft) | A26E701 | 1 | 1 | 1 |
| PC25 | (F) 105E-6308-A | Thrust washer (crankshaft main bearing) - standard | A26E701 | 2 | 2 | 2 |
| PC25 | (F) 105E-6308-B | Thrust washer (crankshaft main bearing) - 0-0025" O/S | | 2 | 2 | 2 |
| PC25 | (F) 105E-6308-C | Thrust washer (crankshaft main bearing) - 0-0050" O/S | | 2 | 2 | 2 |
| PC25 | (F) 105E-6308-D | Thrust washer (crankshaft main bearing) - 0-0075" O/S | | 2 | 2 | 2 |
| PC25 | (F) 105E-6308-E | Thrust washer (crankshaft main bearing) - 0-0100" O/S | | 2 | 2 | 2 |
| PC16 | (F) 105E-6362 | Seal (crankshaft front bearing) | | 1 | 1 | 1 |

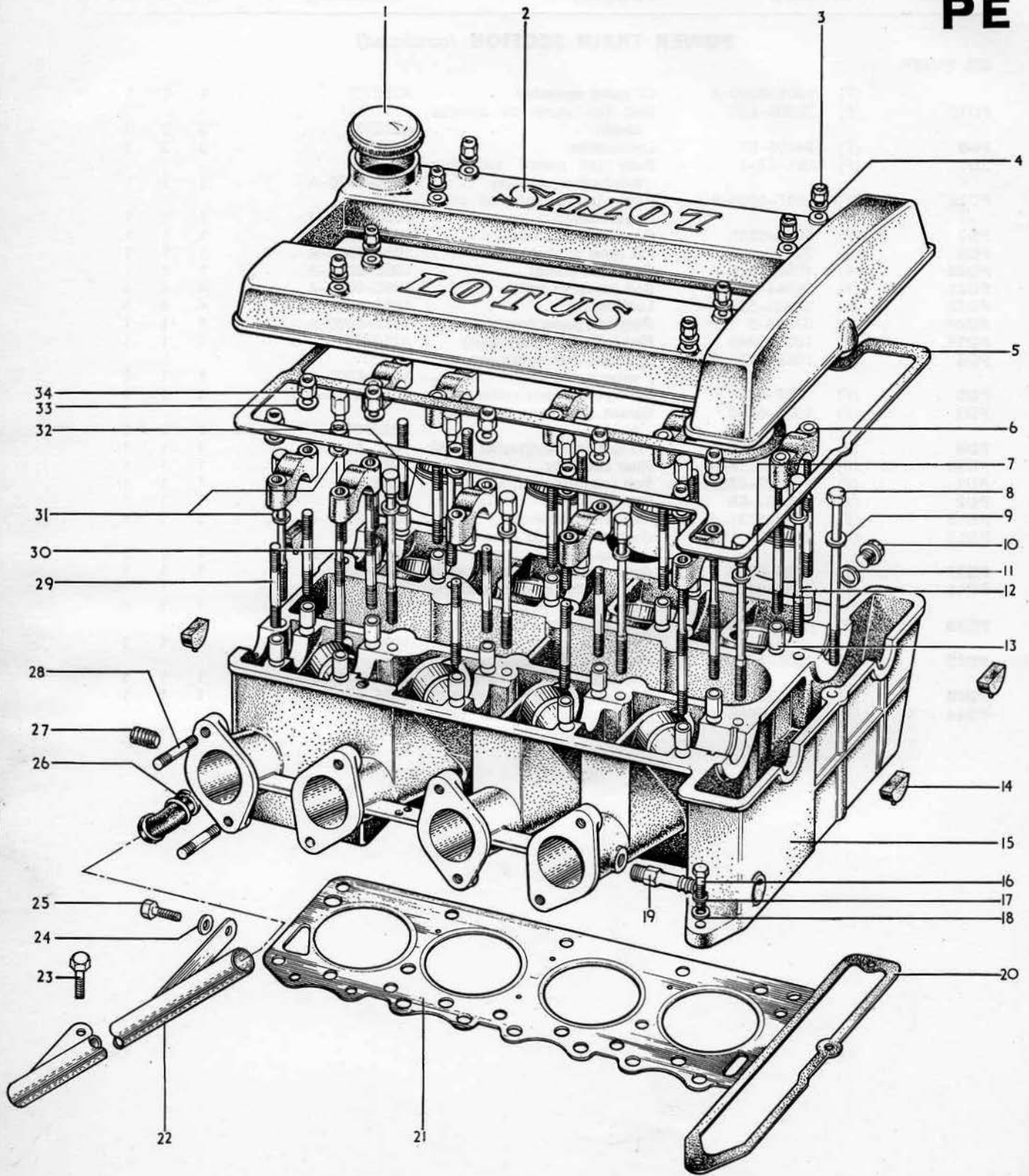
PD



OIL PUMP AND FILTER

| Illustration Reference | Part Number | Description | Next Assembly | Quantity | | |
|--|--------------------|--|---------------|----------|----|-------|
| | | | | S1 | S2 | Coupe |
| POWER TRAIN SECTION (continued) | | | | | | |
| OIL PUMP | | | | | | |
| | (F) 105E-6600-A | Oil pump assembly | A26E701 | 1 | 1 | 1 |
| PD10 | (F) 20386-ES2 | Bolt (oil pump to cylinder block) | A26E701 | 3 | 3 | 3 |
| PD9 | (F) 34806-S7 | Lockwasher | A26E701 | 3 | 3 | 3 |
| PD11 | (F) E81-CF-1 | Body (oil pump) and filter relief valve assembly | 105E-6600-A | 1 | 1 | 1 |
| PD25 | (F) 105E-6608-A | Rotor (oil pump) and shaft assembly | 105E-6600-A | 1 | 1 | 1 |
| PD7 | (F) 105E-6551 | Gear (oil pump drive) | 105E-6600-A | 1 | 1 | 1 |
| PD8 | (F) 72432-S | Pin (gear to shaft) | 105E-6600-A | 1 | 1 | 1 |
| PD23 | (F) 105E-6616-B | Cover (oil pump) | 105E-6600-A | 1 | 1 | 1 |
| PD21 | (F) 20344-S7 | Bolt (cover to body) | 105E-6600-A | 4 | 4 | 4 |
| PD22 | (F) 34825-S7 | Lockwasher | 105E-6600-A | 4 | 4 | 4 |
| PD24 | (F) 87066-S | Ring (oil pump cover sealing) | 105E-6600-A | 1 | 1 | 1 |
| PD14 | (F) 105E-6646 | Pipe (oil relief valve return) | A26E701 | 1 | 1 | 1 |
| PD6 | (F) 105E-6653-B | Retainer (oil pressure relief valve spring) | 105E-6600-A | 1 | 1 | 1 |
| PD5 | (F) 105E-6654 | Spring (oil pressure relief valve) | 105E-6600-A | 1 | 1 | 1 |
| PD3 | (F) 105E-6659 | Gasket (oil pump to cylinder block) | A26E701 | 1 | 1 | 1 |
| PD4 | (F) 105E-6663-D | Plunger (oil pump relief valve) | 105E-6600-A | 1 | 1 | 1 |
| PD20 | (F) 105E-6714-A | Filter assembly | A26E701 | 1 | 1 | 1 |
| PD1 | (F) 115827-ES8 | Bolt (oil filter to oil pump) | A26E701 | 1 | 1 | 1 |
| PD2 | (F) 116087-ES | Washer | A26E701 | 1 | 1 | 1 |
| PD13 | (F) 105E-6731-A | Kit (oil filter element) | 105E-6714-A | 1 | 1 | 1 |
| PD12 | (F) E1ADKN-18688-B | Gasket (oil filter case to oil pump body) | 105E-6731-A | 1 | 1 | 1 |
| PD17 | (F) 105E-6746 | Gasket (oil filter element seal) | 105E-6714-A | 1 | 1 | 1 |
| PD16 | (F) 105E-6887-B | Seal (oil filter element retaining spring) | 105E-6714-A | 1 | 1 | 1 |
| PD19 | (F) 105E-6889-A | Spring (oil filter element retaining) | 105E-6714-A | 1 | 1 | 1 |
| PD15 | (F) 105E-6896 | Ring (oil filter cup retaining spring) | 105E-6714-A | 1 | 1 | 1 |
| PD18 | (F) 116199-ES8 | Washer (oil filter element seal) | 105E-6714-A | 1 | 1 | 1 |
| PD14 | (F) 105E-6646 | Pipe (oil pump relief valve return) | A26E701 | 1 | 1 | 1 |

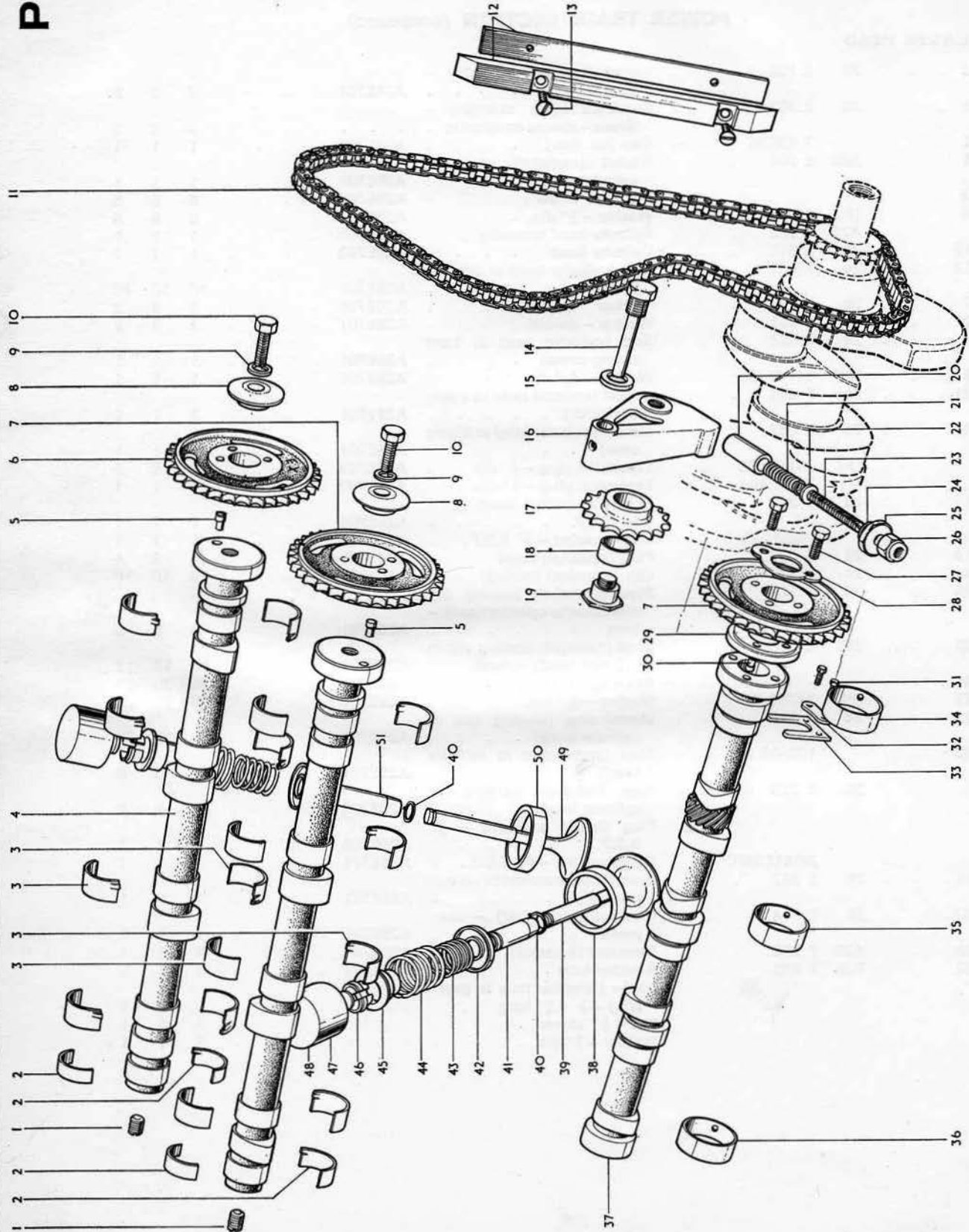
PE



CYLINDER HEAD

| Illustration Reference | Part Number | Description | Next Assembly | Quantity | | |
|--|--------------|--|---------------|----------|----|-------|
| | | | | S1 | S2 | Coupé |
| POWER TRAIN SECTION (continued) | | | | | | |
| CYLINDER HEAD | | | | | | |
| PE2 | 26 E 702 | Camshaft cover assembly - Blue | A26E701 | 2 | 2 | 2 |
| PE2 | 26 E 702A | Camshaft cover assembly - Green - special equipment | | - | 2 | 2 |
| PE1 | T 53238 | Cap (oil filler) | A26E701 | 1 | 1 | 1 |
| PE5 | A26 E 001 | Gasket (camshaft cover to cylinder head) | A26E701 | 1 | 1 | 1 |
| PE3 | | Nut - $\frac{1}{4}$ " 'stover' | A26E701 | 8 | 8 | 8 |
| PE4 | (F) 44715-S7 | Washer - $\frac{1}{4}$ " dia. | A26E701 | 8 | 8 | 8 |
| | A26 E 703 | Cylinder head assembly | A26E701 | 1 | 1 | 1 |
| PE15 | 26 E 311 | Cylinder head | A26E703 | 1 | 1 | 1 |
| PE12 | 26 E 027 | Bolt (cylinder head to cylinder block) | A26E701 | 10 | 10 | 10 |
| PE7 | 26 E 028 | Washer | A26E701 | 8 | 8 | 8 |
| PE31 | 26 E 031 | Washer - special | A26E701 | 2 | 2 | 2 |
| PE8 | 26 E 029 | Bolt (cylinder head to front timing cover) | A26E701 | 1 | 1 | 1 |
| PE9 | (F) 34746-ES | Washer - $\frac{5}{16}$ " dia. | A26E701 | 1 | 1 | 1 |
| PE21 | 26 E 026 | Gasket (cylinder head to cylinder block) | A26E701 | 1 | 1 | 1 |
| PE20 | 26 E 032 | Gasket (cylinder head to timing case) | A26E701 | 1 | 1 | 1 |
| | (F) 74113-S2 | Expansion plug - $\frac{3}{4}$ " dia. | A26E703 | 5 | 5 | 5 |
| | (F) 74117-S2 | Expansion plug - 1" dia. | A26E703 | 1 | 1 | 1 |
| PE10 | 26 E 046 | Plug (oil gallery blanking) - $\frac{1}{2}$ " B.S.P. | A26E703 | 1 | 1 | 1 |
| PE11 | AGS1138/B | Crush washer - $\frac{1}{4}$ " B.S.P. | A26E703 | 1 | 1 | 1 |
| PE14 | 26 E 002 | Plug (camshaft bore) | A26E701 | 4 | 4 | 4 |
| PE6 | 26 E 317 | Cap (camshaft bearing) | A26E701 | 10 | 10 | 10 |
| PE30 | 26 E 318 | Stud (camshaft bearing cap and cover to cylinder head) - long | A26E701 | 8 | 8 | 8 |
| PE29 | 26 E 319 | Stud (camshaft bearing cap to cylinder head) - short | A26E701 | 12 | 12 | 12 |
| PE34 | | Nut - $\frac{5}{8}$ " 'stover' | A26E701 | 20 | 20 | 20 |
| PE33 | (F) 34746-ES | Washer - $\frac{5}{16}$ " dia. | A26E701 | 20 | 20 | 20 |
| PE13 | 26 E 320 | Dowel ring (bearing cap to cylinder head) | A26E701 | 20 | 20 | 20 |
| PE28 | 102-10 | Stud (carburettor to cylinder head) | A26E701 | 8 | 8 | 8 |
| | 26 E 323 | Stud (exhaust manifold to cylinder head) | A26E701 | 8 | 8 | 8 |
| | | Plug (heater take-off) - $\frac{3}{8}$ " B.S.P. | A26E701 | 1 | 1 | 1 |
| | AGS1138/C | Crush washer - $\frac{3}{8}$ " B.S.P. | A26E701 | 1 | 1 | 1 |
| PE19 | 26 E 367 | Union (inlet manifold to vacuum take-off) | A26E701 | 1 | 1 | 1 |
| PB67 | 26 E 034 | Connector (breather) - neoprene | A26E701 | 1 | 1 | 1 |
| PE26 | A26 E 322 | Grommet (breather) | A26E701 | 1 | 1 | 1 |
| PE22 | B26 E 033 | Breather tube | A26E701 | 1 | 1 | 1 |
| | | Screw (breather tube to gear box) - $\frac{1}{4}$ " x $\frac{5}{8}$ " long | | 1 | 1 | 1 |
| | | Nut - $\frac{1}{4}$ " 'stover' | | 1 | 1 | 1 |
| | | Washer - $\frac{1}{4}$ " dia. | | 1 | 1 | 1 |

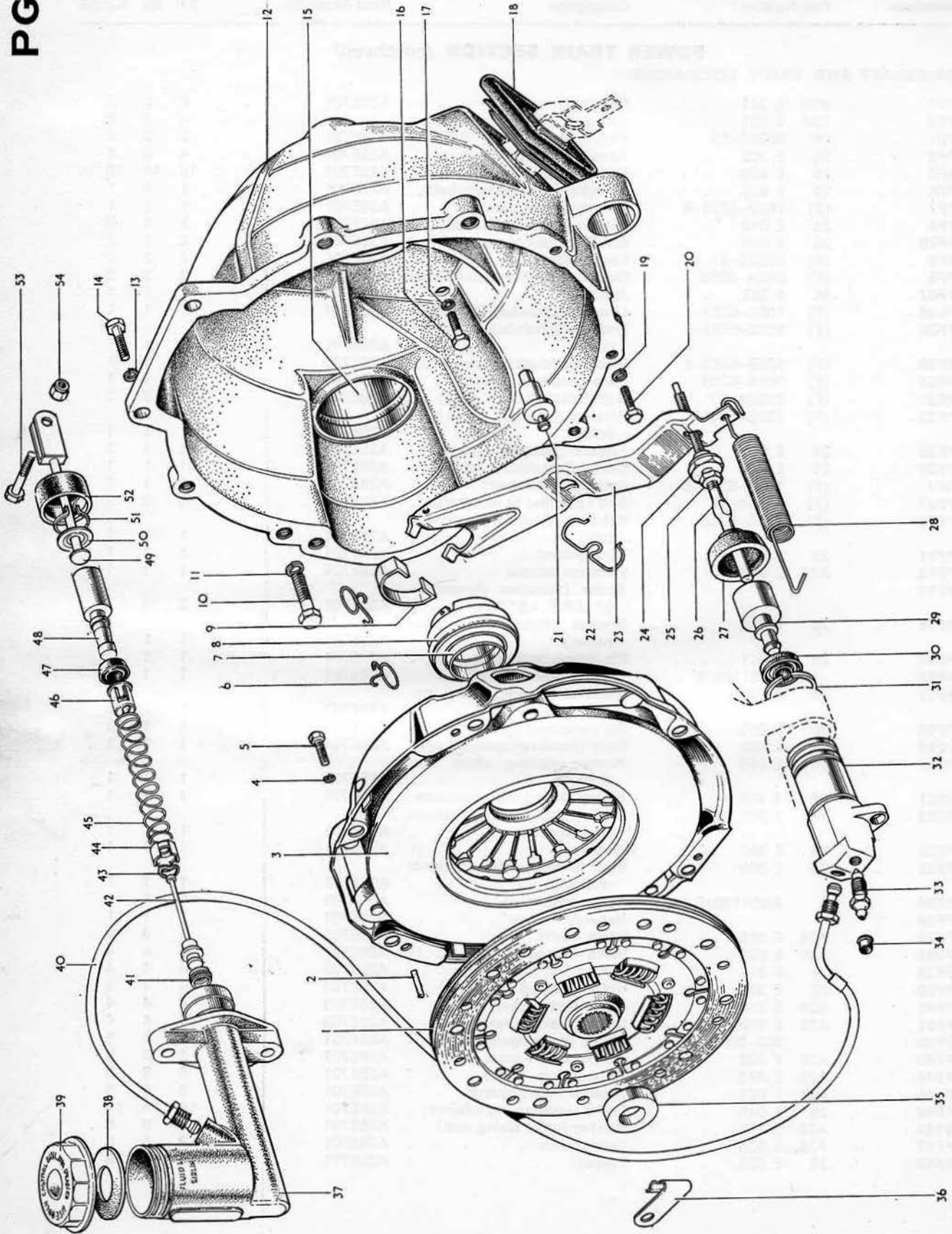
PF



CAMSHAFTS AND VALVE MECHANISM

| Illustration Reference | Part Number | Description | Next Assembly | Quantity | | |
|--|-----------------|---|---------------|----------|----|-------|
| | | | | S1 | S2 | Coupe |
| POWER TRAIN SECTION (continued) | | | | | | |
| CAMSHAFT AND VALVE MECHANISM | | | | | | |
| PF4 | B26 E 351 | Camshaft | A26E701 | 2 | 2 | 2 |
| PF4 | C26 E 351 | Camshaft - special equipment | | - | 2 | 2 |
| PF1 | (F) 35305-ES | Plug (camshaft) - $\frac{1}{8}$ " B.S.P. | A26E701 | 2 | 2 | 2 |
| PF2 | 26 E 303 | Bearing (camshaft) - rear | A26E701 | 4 | 4 | 4 |
| PF3 | 26 E 003 | Bearing (camshaft) | A26E701 | 16 | 16 | 16 |
| PF6 | 26 E 305 | Sprocket (exhaust camshaft) | A26E701 | 1 | 1 | 1 |
| PF7 | (F) 105E-6256-B | Sprocket (inlet camshaft) | A26E701 | 1 | 1 | 1 |
| PF8 | 26 E 016 | Washer (camshaft sprocket) | A26E701 | 2 | 2 | 2 |
| PF10 | 26 E 304 | Bolt (sprocket to camshaft) | A26E701 | 2 | 2 | 2 |
| PF9 | (F) 34828-S7 | Lockwasher | A26E701 | 2 | 2 | 2 |
| PF5 | (F) E93A-6253 | Dowel (sprocket to camshaft) | A26E701 | 2 | 2 | 2 |
| PF37 | 26 E 352 | Jackshaft | A26E701 | 1 | 1 | 1 |
| PF34 | (F) 105E-6261-E | Liner (jackshaft bearing) - front | A26E701 | 1 | 1 | 1 |
| PF35 | (F) 105E-6262-E | Liner (jackshaft bearing) - centre | A26E701 | 1 | 1 | 1 |
| PF36 | (F) 105E-6263-E | Liner (jackshaft bearing) - rear | A26E701 | 1 | 1 | 1 |
| PF33 | (F) 105E-6269 | Plate (jackshaft thrust) | A26E701 | 1 | 1 | 1 |
| PF31 | (F) 20324-S7 | Bolt (jackshaft thrust plate) | A26E701 | 2 | 2 | 2 |
| PF32 | (F) 105E-6255 | Retainer (jackshaft thrust plate bolt) | A26E701 | 1 | 1 | 1 |
| PF29 | 26 E 017 | Adaptor (jackshaft sprocket) | A26E701 | 1 | 1 | 1 |
| PF30 | 26 E 018 | Dowel (jackshaft to adaptor) | A26E701 | 1 | 1 | 1 |
| PF7 | (F) 105E-6256-B | Sprocket (jackshaft) | A26E701 | 1 | 1 | 1 |
| PF27 | (F) 20366-S7 | Bolt (sprocket to jackshaft) | A26E701 | 2 | 2 | 2 |
| PF28 | (F) 105E-6258 | Retainer (jackshaft sprocket bolt) | A26E701 | 1 | 1 | 1 |
| PF11 | 26 E 007 | Timing chain | A26E701 | 1 | 1 | 1 |
| PF12 | A26 E 014 | Vibration damper | A26E701 | 1 | 1 | 1 |
| PF13 | | Screw (vibration damper) - $\frac{1}{4}$ " U.N.C. \times $\frac{5}{8}$ " long | A26E701 | 2 | 2 | 2 |
| PF16 | 26 E 012 | Bracket (timing chain tensioner) | A26E701 | 1 | 1 | 1 |
| PF14 | 26 E 011 | Pin (tensioner bracket pivot) | A26E701 | 1 | 1 | 1 |
| PF15 | AGS1138/B | Crush washer - $\frac{1}{4}$ " B.S.P. | A26E701 | 1 | 1 | 1 |
| PF17 | 26 E 381 | Sprocket (timing chain tensioner) | A26E701 | 1 | 1 | 1 |
| PF19 | 26 E 013 | Pin (tensioner sprocket) | A26E701 | 1 | 1 | 1 |
| PF18 | 26 E 382 | Bush (tensioner sprocket pin) | A26E701 | 1 | 1 | 1 |
| PF20 | 26 E 010 | Plunger (timing chain tensioner) | A26E701 | 1 | 1 | 1 |
| PF21 | 26 E 009 | Spring (timing chain tensioner) | A26E701 | 1 | 1 | 1 |
| PF23 | 26 E 391 | Screw (timing chain tensioner adjustment) | A26E701 | 1 | 1 | 1 |
| PF22 | 26 E 392 | Washer | A26E701 | 1 | 1 | 1 |
| PF25 | 26 E 008 | Bolt (timing chain tensioner retaining) | A26E701 | 1 | 1 | 1 |
| PF24 | AGS1138/E | Crush washer - $\frac{5}{8}$ " | A26E701 | 1 | 1 | 1 |
| PF26 | | Nut - $\frac{5}{8}$ " stover | A26E701 | 1 | 1 | 1 |
| PF39 | A26 E 019 | Valve - inlet | A26E701 | 4 | 4 | 4 |
| PF49 | A26 E 020 | Valve - exhaust | A26E701 | 4 | 4 | 4 |
| PF38 | 26 E 312 | Insert (inlet valve seat) | A26E703 | 4 | 4 | 4 |
| PF50 | 26 E 313 | Insert (exhaust valve seat) | A26E703 | 4 | 4 | 4 |
| PF41 | A26 E 314 | Guide (inlet valve) | A26E703 | 4 | 4 | 4 |
| PF51 | A26 E 315 | Guide (exhaust valve) | A26E703 | 4 | 4 | 4 |
| PF40 | 900-50 | Circlip (valve retaining) | A26E701 | 8 | 8 | 8 |
| PF43 | A26 E 023 | Valve spring - inner | A26E701 | 8 | 8 | 8 |
| PF44 | A26 E 022 | Valve spring - outer | A26E701 | 8 | 8 | 8 |
| PF45 | A26 E 021 | Retainer (valve spring) | A26E701 | 8 | 8 | 8 |
| PF46 | 26 E 045 | Collet (valve spring retainer) | A26E701 | 16 | 16 | 16 |
| PF42 | A26 E 316 | Washer (valve spring seat) | A26E701 | 8 | 8 | 8 |
| PF47 | A26 E 025 | Tappet shim | A26E701 | 8 | 8 | 8 |
| PF48 | 26 E 024 | Tappet | A26E701 | 8 | 8 | 8 |

PG



CLUTCH SYSTEM

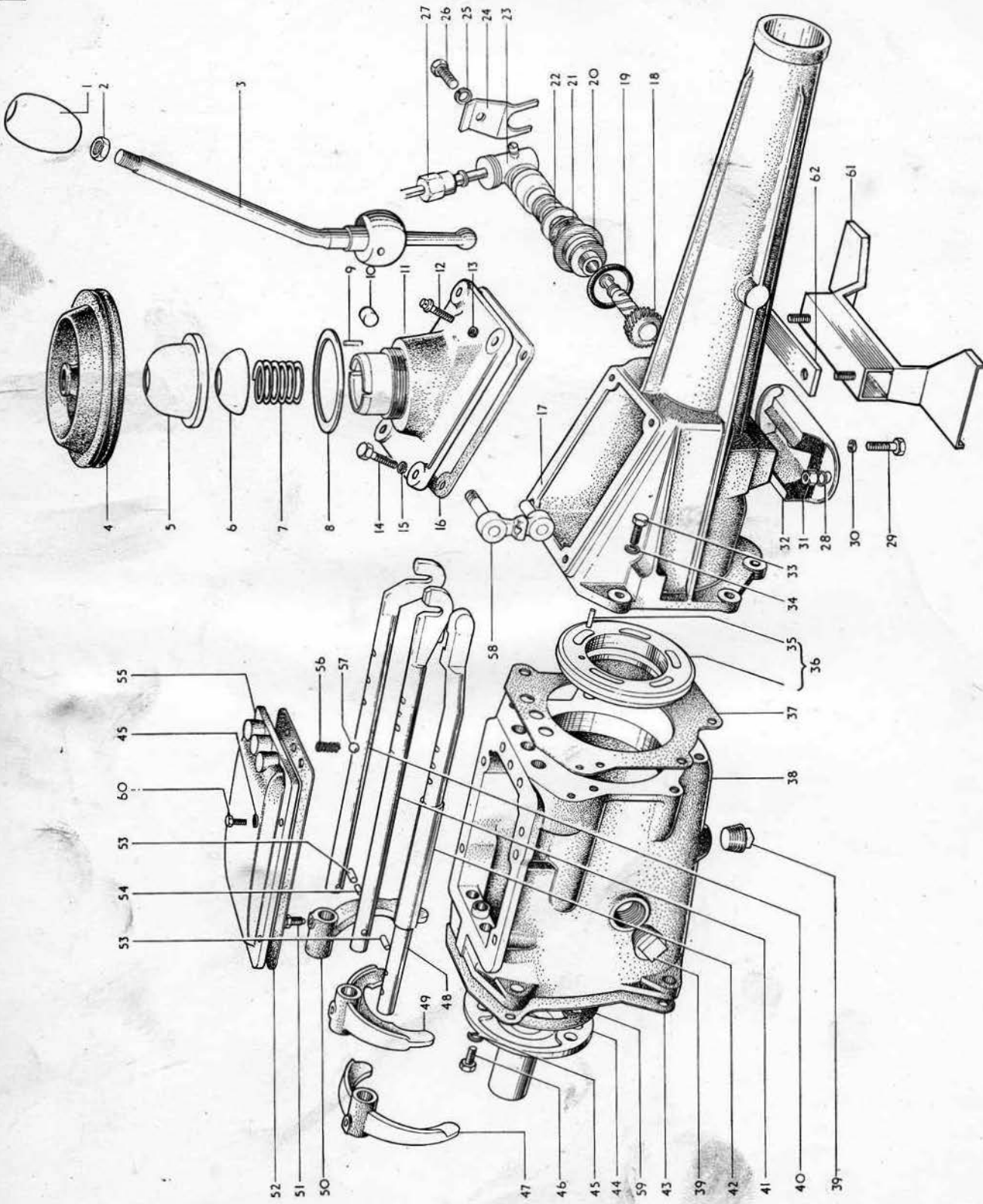
| Illustration Reference | Part Number | Description | Next Assembly | Quantity | | |
|--|-----------------|---|----------------------------------|----------|----|-------|
| | | | | S1 | S2 | Coupe |
| POWER TRAIN SECTION (continued) | | | | | | |
| CLUTCH SYSTEM | | | | | | |
| PG37 | (G) 64067949 | Clutch master cylinder assembly — L.H.D./R.H.D. — 0.625" dia. | To chassis No. 26/4108 | 1 | — | — |
| PG37 | (G) 64067972 | Clutch master cylinder assembly — R.H.D. — 0.625" dia. | | 1 | 1 | 1 |
| PG37 | (G) 64068064 | Clutch master cylinder assembly — L.H.D. — 0.625" dia. | | 1 | 1 | 1 |
| PG49 | (G) 64674539 | Push rod (26J036) | To chassis No. 26/4108 | 1 | — | — |
| PG49 | (G) 64673863 | Push rod (26J036) | | 1 | 1 | 1 |
| PG53 | | Bolt (push rod to clutch pedal) — $\frac{5}{8}$ " x $\frac{3}{4}$ " long | | 1 | 1 | 1 |
| PG54 | | Nut — $\frac{5}{8}$ " 'stover' | | 1 | 1 | 1 |
| PG40 | (G) 64047600 | Hose (clutch master cylinder to slave cylinder) — R.H.D. | | 1 | 1 | 1 |
| PG40 | (G) 64047488 | Hose (clutch master cylinder to slave cylinder) — L.H.D. | | 1 | 1 | 1 |
| PG36 | (F) 113813-ES | Clip (hose to bell housing) | | 1 | 1 | 1 |
| PG32 | (G) 64067950 | Clutch slave cylinder assembly | | 1 | 1 | 1 |
| PG31 | (F) EOA-7059-B | Circlip (slave cylinder to bell housing) | | 1 | 1 | 1 |
| PG26 | (F) E310-GD-7 | Push rod (slave cylinder) | 64067950 | 1 | 1 | 1 |
| PG24 | (F) E311-GD-7 | Nut (push rod) | 64067950 | 1 | 1 | 1 |
| PG25 | (F) 33923-S7 | Nut — lock | 64067950 | 1 | 1 | 1 |
| PG27 | | Cover (slave cylinder dust) | 64067950 | 1 | 1 | 1 |
| PG28 | (F) 109E-7525 | Spring clutch release fork re- tracting) | | 1 | 1 | 1 |
| PG29 | | Piston (slave cylinder) | 64067950 | 1 | 1 | 1 |
| PG30 | | Seal (slave cylinder) | 64067950 | 1 | 1 | 1 |
| PG33 | (F) 100E-2208 | Screw (slave cylinder bleed) | 64067950 | 1 | 1 | 1 |
| PG34 | (F) EOA-2200 | Cap (bleed screw) | 64067950 | 1 | 1 | 1 |
| PG1 | 28 | Q 703 | | 1 | 1 | 1 |
| PG3 | (B) 75352/11 | Plate (clutch driven) assembly | | 1 | 1 | 1 |
| PG3 | (B) 75352/11 | Plate (clutch pressure) assembly | | 1 | 1 | 1 |
| PG35 | (F) E70-7600 | Bearing (clutch pilot) | | 1 | 1 | 1 |
| PG5 | (F) 20326-S7 | Bolt (clutch to flywheel) | | 6 | 6 | 6 |
| PG4 | (F) 34846-S | Lockwasher | | 6 | 6 | 6 |
| PG2 | (F) E65-GC-1 | Dowel | | 3 | 3 | 3 |
| PG7 | | Hub (clutch release bearing) | | 1 | 1 | 1 |
| PG8 | (F) 105E-7580-B | Bearing (clutch release) | | 1 | 1 | 1 |
| PG23 | (F) 109E-7511 | Fork (clutch release) | | 1 | 1 | 1 |
| PG6 | (F) 109E-7605-B | Spring (clutch release bearing hub) | | 2 | 2 | 2 |
| PG22 | (F) 109E-7562 | Spring (clutch release fork re- taining) | | 1 | 1 | 1 |
| PG9 | (F) E308-GD-7 | Link (clutch release fork to bearing) | | 1 | 1 | 1 |
| PG12 | (F) 105E-7505-B | Housing (clutch bell) assembly | | 1 | 1 | 1 |
| PG21 | (F) 109E-7522 | Pin (clutch release fork fulcrum) | | 1 | 1 | 1 |
| PG16 | (F) 20390-S7 | Bolt (housing to gearbox) — 1" long | | 4 | 4 | 4 |
| PG17 | (F) 34848-S2 | Lockwasher | | 4 | 4 | 4 |
| PG14 | (F) 20428-S2 | Bolt (housing to cylinder block) $1\frac{1}{4}$ " long | | 2 | 2 | 2 |
| PG10 | (F) 20488-S7 | Bolt (housing to cylinder block) $1\frac{5}{8}$ " long | | 4 | 4 | 4 |
| PG11/13 | (F) 34847-S2 | Lockwasher | | 6 | 6 | 6 |
| PG20 | (F) 20324-S7 | Bolt (housing to cylinder block) $\frac{3}{8}$ " long | | 3 | 3 | 3 |
| PG19 | (F) 34845-S2 | Lockwasher | | 3 | 3 | 3 |
| EL78 | B26 | Q 002 | Clutch pedal — R.H.D. | 1 | 1 | 1 |
| | A26 | Q 001 | Clutch pedal — L.H.D. | 1 | 1 | 1 |
| EL86 | | S2946 | Pad (clutch pedal) | 1 | 1 | 1 |
| EL83 | | 12DU08 | Bush (pedal to cross shaft) | 2 | 2 | 2 |
| EL81 | | J 014 | Spacing washer | 2 | 2 | 2 |
| EL90 | 26 | J 017 | Spring (pedal return) | 1 | 1 | 1 |
| | | | Link (clutch actuating) — L.H.D. | 1 | 1 | 1 |
| PG45 | (G) 378847 | Spring (clutch master cylinder) | | 1 | 1 | 1 |
| PG39 | (G) 378434 | Filler cap (clutch master cyl- inder) | | 1 | 1 | 1 |

| Illustration Reference | Part Number | Description | Next Assembly | Quantity | | |
|--|--------------------|--|------------------------|----------|----|-------|
| | | | | S1 | S2 | Coupé |
| POWER TRAIN SECTION (continued) | | | | | | |
| CLUTCH SYSTEM (continued) | | | | | | |
| PG50 . . . | (G) 378230 . . . | Retaining washer (clutch push rod) | To chassis No. 26/4108 | 1 | - | - |
| | (G) 373201 . . . | Clevis (clutch push rod) | To chassis No. 26/4108 | 1 | - | - |
| | (G) 64100031 . . . | Locknut (clutch push rod/clevis) | To chassis No. 26/4108 | 1 | - | - |
| | (G) SP.2164 . . . | Service kit (clutch master cylinder) | To chassis No. 26/4108 | 1 | - | - |
| | (G) SP.2115 . . . | Service kit (clutch master cylinder) | | 1 | 1 | 1 |
| | (G) SP.2204 . . . | Service kit (clutch slave cylinder) | | 1 | 1 | 1 |
| PG34 . . . | (G) 363400 . . . | Dust cap (clutch slave cylinder) | | 1 | 1 | 1 |
| PG33 . . . | (G) 64470444 . . . | Bleed screw (clutch slave cylinder) | | 1 | 1 | 1 |

ORIGINAL COPYRIGHT HOLDER LOTUS CARS LIMITED 1966

FILE NOT TO BE REDISTRIBUTED FOR PROFIT

PH



GEARBOX EXTERIOR

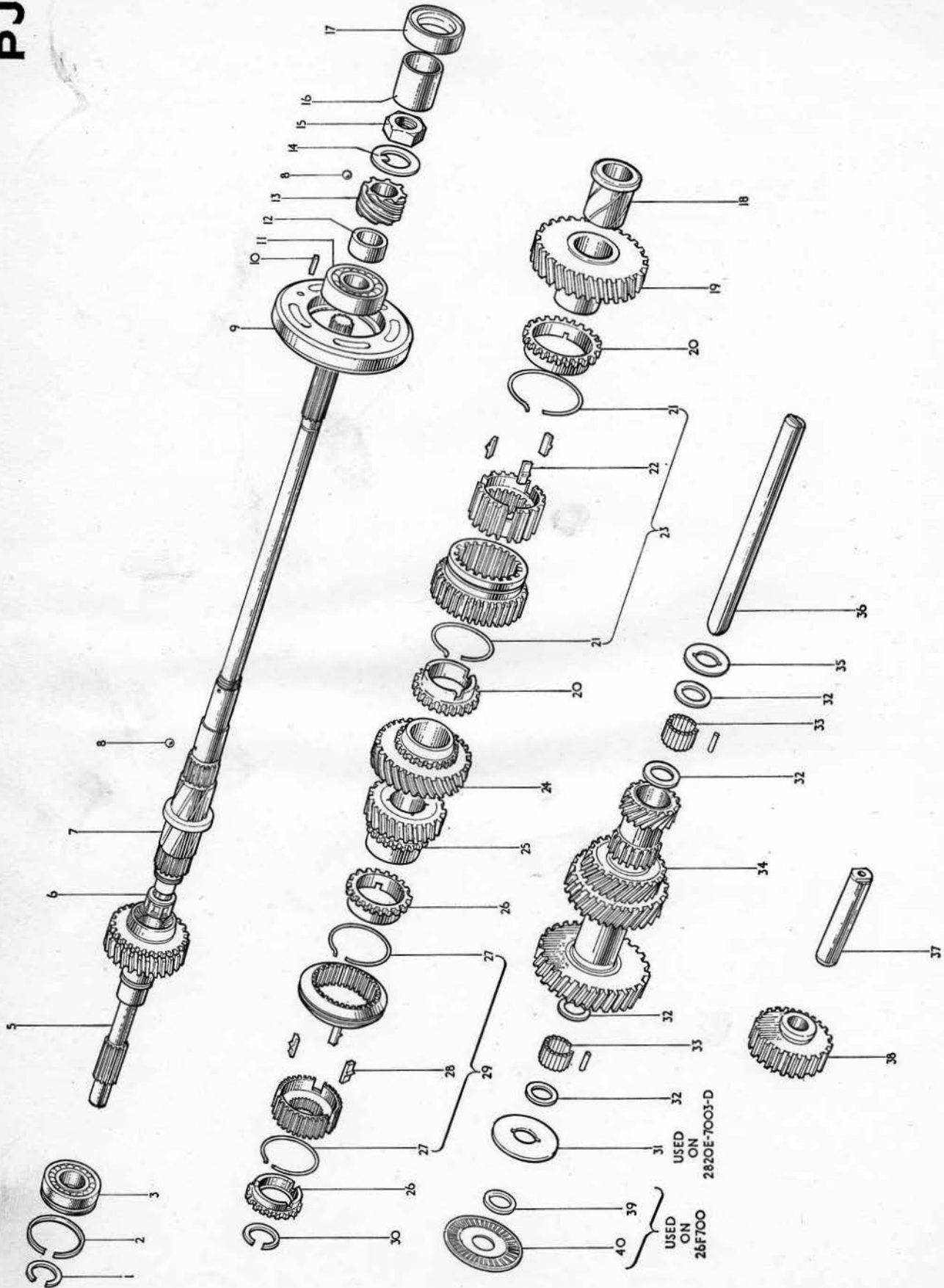
| Illustration Reference | Part Number | Description | Next Assembly | Quantity | | | |
|--|-------------|--------------|---|---------------------|----|-------|---|
| | | | | S1 | S2 | Coupé | |
| POWER TRAIN SECTION (continued) | | | | | | | |
| GEARBOX EXTERIOR | | | | | | | |
| | 26 | F 700 | Gearbox and extension assembly - close ratio | | 1 | 1 | 1 |
| | (F) | 2820E-7003-D | Gearbox and extension assembly - rally ratios | | - | 1 | 1 |
| PH1 | 28 | F 002 | Knob (gearchange lever) | | 1 | 1 | 1 |
| PH2 | | | Nut (knob to lever) - $\frac{3}{8}$ " U.N.F. | | 1 | 1 | 1 |
| PH3 | 26 | F 002 | Lever (gearchange) | | 1 | 1 | 1 |
| PH4 | 26 | B 254 | Grommet (gear lever) | | 1 | 1 | 1 |
| PH5 | (F) | 116E-7220 | Cap (gearchange lever retaining) | | 1 | 1 | 1 |
| PH6 | (F) | 116E-7A138 | Seat (gearchange lever spring) | | 1 | 1 | 1 |
| PH7 | (F) | 105E-7227-B | Spring (gearchange lever) | | 1 | 1 | 1 |
| PH8 | (F) | 105E-7207 | Gasket (gearchange lever retaining cap) | | 1 | 1 | 1 |
| PH9 | (F) | EOA-7121 | Pin (gear lever to cover) | | 1 | 1 | 1 |
| PH10 | (F) | 115459-ES | Plug (gearchange cover) | | 1 | 1 | 1 |
| PH11 | (F) | 113E-7205-C | Cover (gearchange) | | 1 | 1 | 1 |
| PH12 | (F) | 105E-7034 | Vent (gearbox extension housing) | | 1 | 1 | 1 |
| PH13 | (F) | 34806-S7 | Lockwasher | | 1 | 1 | 1 |
| PH14 | (F) | 20346-S7 | Bolt (gearchange cover to extension housing) | | 3 | 3 | 3 |
| PH15 | (F) | 34847-ES2 | Lockwasher | | 3 | 3 | 3 |
| PH16 | (F) | E339-GA-1 | Gasket (gearchange cover to extension housing) | | 1 | 1 | 1 |
| PH58 | (F) | E509-GA-1 | Lever (reverse gearchange) | | 1 | 1 | 1 |
| PH17 | (F) | 113E-7650-B | Housing (gearbox extension) | 2820E-7003-D | - | 1 | 1 |
| PH17 | (F) | 116E-7650-B | Housing (gearbox extension) | 26F700 | 1 | 1 | 1 |
| PH18 | (F) | 107E-17322 | Gear (speedometer driven) - with 3.55:1 final drive | | - | 1 | 1 |
| PH18 | (F) | 109E-17322-A | Gear (speedometer driven) - with 3.9:1 final drive | | 1 | 1 | 1 |
| PH19 | (F) | 87052-S91 | Ring (speedometer bearing to housing) | | 1 | 1 | 1 |
| PH20 | (F) | 105E-17269 | Bearing (speedometer driven gear) | | 1 | 1 | 1 |
| PH21 | (F) | E316-NE-1 | Gasket (speedometer cable) | | 1 | 1 | 1 |
| PH22 | 26 | F 100 | Adaptor (speedometer drive) | | 1 | 1 | 1 |
| PH23 | (S) | BG2402/03 | Gearbox (speedometer cable to gearbox) - right-angled | | 1 | 1 | 1 |
| PH24 | (F) | 105E-17264 | Clip (speedometer shaft and cable retaining) | | 1 | 1 | 1 |
| PH26 | (F) | 20324-S7 | Bolt (clip to casing) | | 1 | 1 | 1 |
| PH25 | (F) | 34805-S7 | Lockwasher | | 1 | 1 | 1 |
| PH27 | | DF1104/00 | Cable (speedometer drive) assembly | | 1 | 1 | 1 |
| PH61 | 26 | A 002 | Bracket (gearbox mounting) - with close ratio gearbox | | 1 | 1 | 1 |
| PH61 | A26 | A 002 | Bracket (gearbox mounting) - with rally ratio gearbox | | - | 1 | 1 |
| PH62 | W | 007 | Spacer (gearbox mounting) - with rally ratio gearbox | | - | 1 | 1 |
| | (F) | E106-CN-7 | Bracket (gearbox mounting) | | 1 | 1 | 1 |
| PH32 | (F) | 109E-6068-B | Insulator (gearbox mounting) - with close ratio gearbox | | 1 | 1 | 1 |
| PH32 | (F) | 118E-6068-B | Insulator (gearbox mounting) - with rally ratio gearbox | | - | 1 | 1 |
| PH31 | (F) | 34447-ES | Nut (insulator to bracket) | | 2 | 2 | 2 |
| PH28 | (F) | 34808-S7 | Lockwasher | | 2 | 2 | 2 |
| PH29 | (F) | 20368-S7 | Bolt (insulator to extension housing) | | 1 | 1 | 1 |
| PH30 | (F) | 34807-S7 | Lockwasher | | 1 | 1 | 1 |
| PH33 | (F) | 20368-S7 | Bolt (extension housing to gearbox case) | 26F700/2820E-7003-D | 5 | 5 | 5 |
| PH34 | (F) | 34847-ES | Lockwasher | 26F700/2820E-7003-D | 5 | 5 | 5 |
| PH36 | (F) | E436-GA-1 | Housing (gearbox mainshaft bearing) | 26F700/2820E-7003-D | 1 | 1 | 1 |
| PH35 | (F) | 306305-S | Pin (bearing housing) | E436-GA-1 | 1 | 1 | 1 |

| Illustration Reference | Part Number | Description | Next Assembly | Quantity | | |
|--|------------------|--|---------------------|----------|----|-------|
| | | | | S1 | S2 | Coupe |
| POWER TRAIN SECTION (continued) | | | | | | |
| GEARBOX EXTERIOR (continued) | | | | | | |
| PH37 . . . | (F) 113E-7086-C | Gasket (gearbox case to extension housing) | 26F700/2820E-7003-D | 1 | 1 | 1 |
| PH38 . . . | (F) 113E-7006-C | Case (gearbox) | 26F700/2820E-7003-D | 1 | 1 | 1 |
| PH39 . . . | (F) 353051-ES | Plug (gearbox filler and drain) | 26F700/2820E-7003-D | 2 | 2 | 2 |
| PH40 . . . | (F) 113E-7242-E | Shaft (reverse gearchange) | 26F700/2820E-7003-D | 1 | 1 | 1 |
| PH41 . . . | (F) 113E-7240-C | Shaft (first and second speed gearchange) | 26F700/2820E-7003-D | 1 | 1 | 1 |
| PH48 . . . | (F) 113E-7241-C | Shaft (third and fourth speed gearchange) | 26F700/2820E-7003-D | 1 | 1 | 1 |
| PH42 . . . | (F) E346-GA-1 | Sleeve (third and fourth speed gearchange shaft) | 26F700/2820E-7003-D | 1 | 1 | 1 |
| PH43 . . . | (F) 105E-7A619 | Gasket (gearbox to clutch housing) | | 1 | 1 | 1 |
| | (F) E106-CN-7 | Bracket (gearbox mounting) | | 1 | 1 | 1 |
| PH44 . . . | (F) 113E-7050 | Retainer (gearbox main drive gear bearing) | 26F700 | 1 | 1 | 1 |
| PH59 . . . | (F) 113E-7051 | Gasket (retainer to gearbox) | 26F700/2820E-7003-D | 1 | 1 | 1 |
| PH46 . . . | (F) 20366-S7 | Bolt (retainer to gearbox case) | 26F700 | 3 | 3 | 3 |
| PH44 . . . | (F) 2820E-7050-B | Retainer (gearbox main drive gear bearing) | 2820E-7003-D | 1 | 1 | 1 |
| PH46 . . . | (F) 304664-S2 | Bolt (retainer to gearbox) | 2820E-7003-D | 3 | 3 | 3 |
| PH45 . . . | (F) 34806-ES2 | Lockwasher | 26F700/2820E-7003-D | 3 | 3 | 3 |
| PH47 . . . | (F) 113E-7230 | Fork (third and fourth speed gearchange) | 26F700/2820E-7003-D | 1 | 1 | 1 |
| PH49 . . . | (F) 113E-7231-C | Fork (first and second speed gearchange) | 26F700/2820E-7003-D | 1 | 1 | 1 |
| PH50 . . . | (F) 113E-7243-B | Fork (reverse gearchange) | 26F700/2820E-7003-D | 1 | 1 | 1 |
| PH51 . . . | (F) 105E-7245 | Screw (gearchange fork securing) | 26F700/2820E-7003-D | 3 | 3 | 3 |
| PH52 . . . | (F) 105E-7223-B | Gasket (gearbox case cover) | 26F700/2820E-7003-D | 1 | 1 | 1 |
| PH55 . . . | (F) 105E-7222-B | Cover (gearbox case) | 26F700/2820E-7003-D | 1 | 1 | 1 |
| PH60 . . . | (F) 20366-S7 | Bolt (cover to gearbox case) | 26F700/2820E-7003-D | 4 | 4 | 4 |
| PH45 . . . | (F) 34806-ES2 | Lockwasher | 26F700/2820E-7003-D | 4 | 4 | 4 |
| PH53 . . . | (F) 105E-7233 | Plunger (gearchange shaft interlock) | 26F700/2820E-7003-D | 2 | 2 | 2 |
| PH54 . . . | (F) 105E-7235 | Pin (gearchange shaft interlock) | 26F700/2820E-7003-D | 1 | 1 | 1 |
| PH56 . . . | (F) 105E-7234 | Spring (gearchange ball) | 26F700/2820E-7003-D | 3 | 3 | 3 |
| PH57 . . . | (F) 353081-S | Ball (gearchange spring) | 26F700/2820E-7003-D | 3 | 3 | 3 |

ORIGINAL COPYRIGHT HOLDER LOTUS CARS LIMITED 1966

FILE NOT TO BE REDISTRIBUTED FOR PROFIT

PJ



GEARBOX INTERIOR

| Illustration Reference | Part Number | Description | Next Assembly | Quantity | | |
|--|-------------------|--|-------------------------------|----------|----|-------|
| | | | | S1 | S2 | Coupé |
| POWER TRAIN SECTION (continued) | | | | | | |
| GEARBOX INTERIOR | | | | | | |
| PJ5 | A28 F 020 | Gear (gearbox main drive) | 26F700 | 1 | 1 | 1 |
| PJ5 | (F) 2820E-7017-D | Gear (gearbox main drive) | 2820E-7003-D | - | 1 | 1 |
| PJ16 | (F) 105E-7041-D | Bearing (gearbox extension housing) | 113E-7650-B | 1 | 1 | 1 |
| PJ3 | (F) 105E-7025-A | Bearing (main drive gear) | 26F700/2820E-7003-D | 1 | 1 | 1 |
| PJ2 | (F) 105E-7026 | Ring (main drive gear bearing snap) | 26F700/2820E-7003-D | 1 | 1 | 1 |
| PJ9 | (F) 113E-7052-B | Seal (main drive gear oil) | 26F700/2820E-7003-D | 1 | 1 | 1 |
| | (F) E436-GA-1 | Housing (gearbox mainshaft bearing) | 26F700/2820E-7003-D | 1 | 1 | 1 |
| PJ10 | (F) 306305-S | Pin (bearing housing) | E436-GA-1 | 1 | 1 | 1 |
| PJ30 | (F) 105E-7059-B | Ring (third and fourth speed synchronizer hub) | 26F700/2820E-7003-D | 1 | 1 | 1 |
| PJ7 | (F) 113E-7061-C | Shaft (gearbox main) | 26F700/2820E-7003-D | 1 | 1 | 1 |
| PJ18 | (F) 113E-7B342 | Sleeve (gearbox mainshaft) | 26F700/2820E-7003-D | 1 | 1 | 1 |
| PJ8 | (F) 353080-S | Ball (mainshaft sleeve lock) | 26F700/2820E-7003-D | 1 | 1 | 1 |
| PJ15 | (F) 114027-ES | Nut (transmission mainshaft) | 26F700/2820E-7003-D | 1 | 1 | 1 |
| PJ14 | (F) 116208-ES | Washer - tab | 26F700/2820E-7003-D | 1 | 1 | 1 |
| PJ11 | (F) 113E-7065-A | Bearing (gearbox mainshaft ball) | 26F700/2820E-7003-D | 1 | 1 | 1 |
| PJ19 | (F) 113E-7100-C | Gear (gearbox first speed) | 26F700 | 1 | 1 | 1 |
| PJ19 | (F) 2820E-7100-B | Gear (gearbox first speed) | 2820E-7003-D | - | 1 | 1 |
| PJ24 | A28 F 024 | Gear (gearbox second speed) | 26F700 | 1 | 1 | 1 |
| PJ24 | (F) 2820E-7102-B | Gear (gearbox second speed) | 2820E-7003-D | - | 1 | 1 |
| PJ26 | (F) 113E-7107-B | Ring (third and fourth speed synchronizer blocking) | 26F700/2820E-7003-D | 1 | 1 | 1 |
| PJ20 | (F) 211E-7107-F | Ring (first and second speed synchronizer blocking) | 26F700 | 1 | 1 | 1 |
| PJ20 | (F) 2820E-7107-A | Ring (first and second speed synchronizer blocking) | 2820E-7003-D | - | 1 | 1 |
| PJ27 | (F) 105E-7109 | Spring (gearbox synchronizer) | 120E-7124-A | 2 | 2 | 2 |
| PJ27 | (F) 2820E-7109 | Spring (gearbox synchronizer) | 2820E-7B280-A | - | 2 | 2 |
| PJ21 | (F) 211E-7109-A | Spring (gearbox synchronizer) | 120E-7124-B/ 2820E-7124-A | 2 | 2 | 2 |
| PJ36 | (F) 113E-7111-A | Countershaft (gearbox) | 26F700 | 1 | 1 | 1 |
| PJ36 | (F) 2820E-7111-A | Countershaft (gearbox) | 2820E-7003-D | - | 1 | 1 |
| PJ34 | A28 F 034 | Gear (gearbox countershaft) | 26F700 | 1 | 1 | 1 |
| PJ34 | (F) 2820E-7113-A | Gear (gearbox countershaft) | 2820E-7003-D | - | 1 | 1 |
| PJ40 | †AX 18 123 | Race (countershaft thrust) | 26F700 | 1 | 1 | 1 |
| PJ39 | †28 F 096 | Spacer (countershaft thrust race) | 26F700 | 1 | 1 | 1 |
| PJ38 | (F) 105E-7116 | Insert (third and fourth speed synchronizer hub) | 120E-7124-A/ 2820E-7B280-A | 3 | 3 | 3 |
| PJ6 | (F) 113E-7120 | Bearing (mainshaft pilot) - caged | 26F700/2820E-7003-D | 1 | 1 | 1 |
| PJ33 | (F) EOA-7121 | Roller (gearbox countershaft gear) | 26F700/2820E-7003-D | 40 | 40 | 40 |
| PJ32 | (F) 119686-ES8 | Washer (countershaft) | 28F700 | 2 | 2 | 2 |
| PJ32 | (F) 119686-ES8 | Washer (countershaft) | 2720E-7003-D | 4 | 4 | 4 |
| PJ29 | (F) 120E-7124-A | Synchronizer (gearbox third and fourth speed) assembly | 26F700 | 1 | 1 | 1 |
| PJ23 | (F) 120E-7124-B | Synchronizer (gearbox first and second speed) assembly | 26F700 | 1 | 1 | 1 |
| PJ23 | (F) 2820E-7124-A | Synchronizer (gearbox first and second speed) assembly | 2820E-7003-D | - | 1 | 1 |
| PJ22 | (F) E457-GA-1 | Insert (first and second speed synchronizer hub) | 120E-7124-B/ 2820E-7124-A | 3 | 3 | 3 |
| PJ25 | A28 F 026 | Gear (gearbox third speed) | 26F700 | 1 | 1 | 1 |
| PJ25 | (F) 2820E-7B340-B | Gear (gearbox third speed) | 2820E-7003-D | - | 1 | 1 |
| PJ35 | (F) 105E-7128-B | Washer (gearbox countershaft thrust) - rear | 26F700/2820E-7003-D | 1 | 1 | 1 |
| PJ31 | (F) 105E-7129-B | Washer (gearbox countershaft thrust) - front | 2820E-7003-D | - | 1 | 1 |
| PJ37 | (F) 211E-7140-B | Shaft (gearbox reverse gear) | 26F700/2820E-7003-D | 1 | 1 | 1 |
| PJ38 | (F) 113E-7141-C | Gear (gearbox reverse) | 26F700/2820E-7003-D | 1 | 1 | 1 |

† These parts together must be used to replace the front gearbox countershaft thrust washer [(F)105E-7129-B] used prior to November 1964.

| Illustration Reference | Part Number | Description | Next Assembly | Quantity | | |
|---|------------------------|--|---------------------|----------|----|-------|
| | | | | S1 | S2 | Coupé |
| POWER TRAIN SECTION <i>(continued)</i> | | | | | | |
| GEARBOX INTERIOR <i>(continued)</i> | | | | | | |
| PJ1 . . . | (F) 105E-7160 . . . | Ring (gearbox main drive gear snap) | 26F700/2820E-7003-D | 1 | 1 | 1 |
| PJ17 . . . | (F) 105E-7657-B . . . | Seal (gearbox extension hous- ing oil) | 26F700/2820E-7003-D | 1 | 1 | 1 |
| PJ13 . . . | (F) 109E-17285-B . . . | Gear (speedometer driving) . . . | 26F700/2820E-7003-D | 1 | 1 | 1 |
| PJ12 . . . | (F) 113E-17288-B . . . | Spacer (speedometer driving gear) | 26F700/2820E-7003-D | 1 | 1 | 1 |
| PJ8 . . . | (F) 353080-S . . . | Ball (speedometer driving gear retaining) | 26F700/2820E-7003-D | 1 | 1 | 1 |

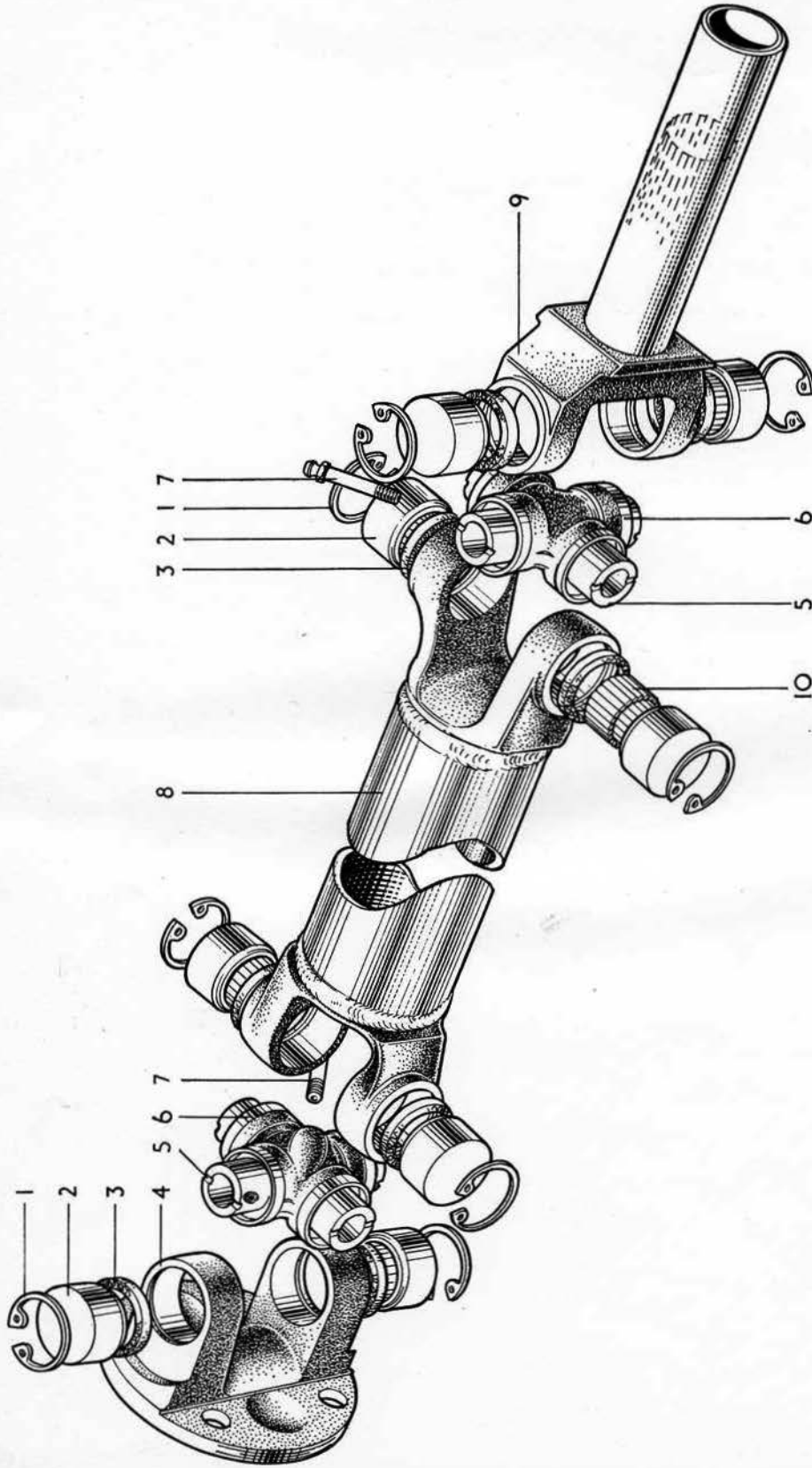
ORIGINAL COPYRIGHT HOLDER LOTUS CARS LIMITED 1966

FILE NOT TO BE REDISTRIBUTED FOR PROFIT

) FILE NOT TO BE REDISTRIBUTED FOR PROFIT

ORIGINAL COPYRIGHT HOLDER LOTUS CARS LIMITED 1966

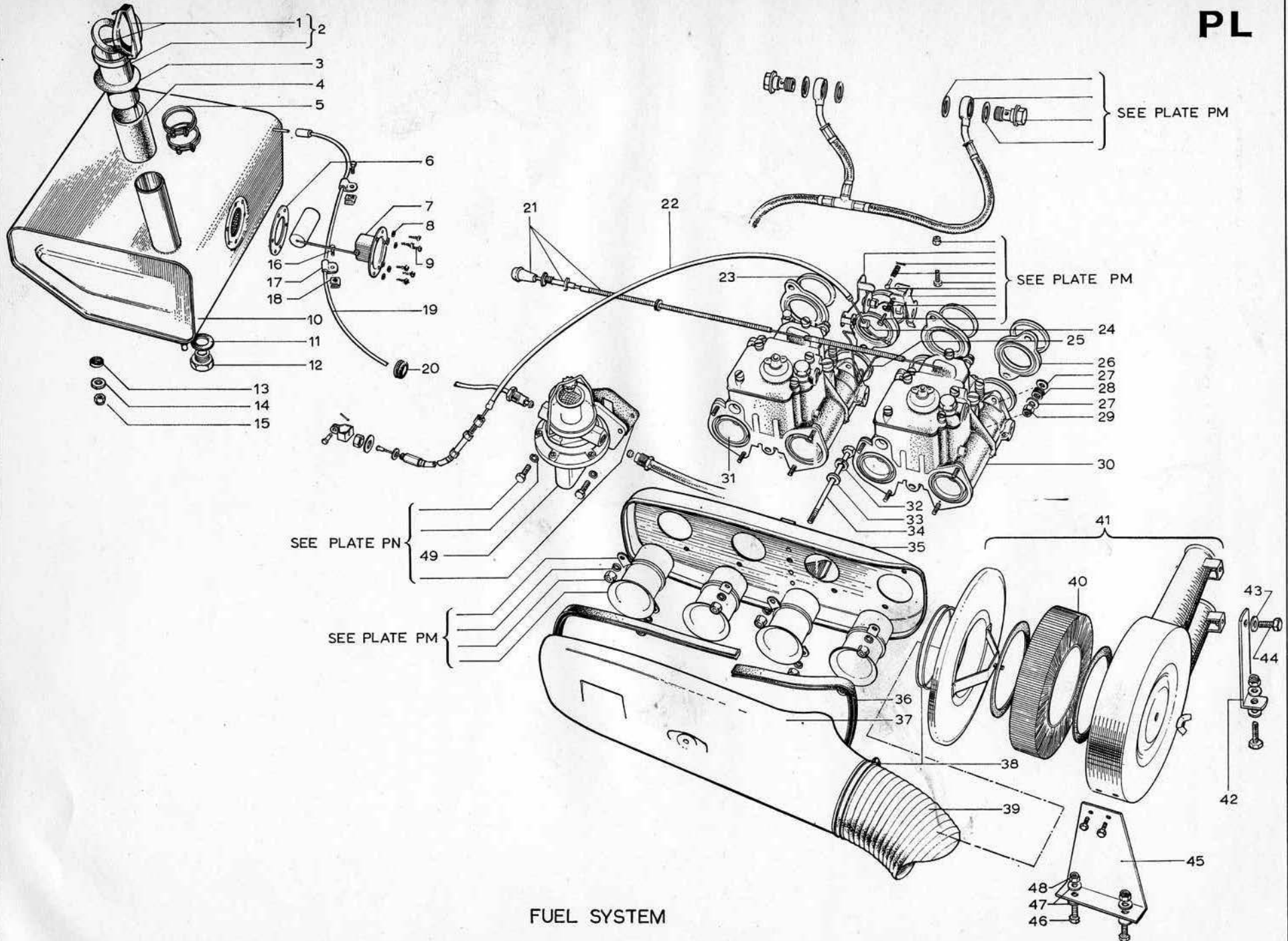
PK



DRIVE SHAFT

| Illustration Reference | Part Number | Description | Next Assembly | Quantity | | |
|--|-----------------|---|------------------|----------|----|-------|
| | | | | S1 | S2 | Coupe |
| POWER TRAIN SECTION (continued) | | | | | | |
| DRIVE SHAFT AND FINAL DRIVE | | | | | | |
| PK1/10 | 26 R 001 | Drive shaft assembly - with close ratio gearbox | | 1 | 1 | 1 |
| | 36 R 001 | Drive shaft assembly - with rally ratio gearbox | | - | 1 | 1 |
| | 26 R 702 | Differential and carrier assembly - 3-9:1 ratio | | 1 | 1 | 1 |
| | 26 R 702A | Differential and carrier assembly - 3-55:1 ratio | | - | 1 | 1 |
| CB32 | (F) 105E-4017 | Carrier (rear axle differential) assembly | 26R702/A | 1 | 1 | 1 |
| CB30 | (F) 115749-ES | Bolt (cap to carrier) | 105E-4017 | 4 | 4 | 4 |
| CB31 | (F) 34808-S7 | Lockwasher | 105E-4017 | 4 | 4 | 4 |
| CB52 | (F) 105E-4851-B | Flange (drive shaft) assembly - rear | 26R702 | 1 | 1 | 1 |
| CB52 | (F) 118E-4851-B | Flange (drive shaft) assembly - rear | 26R702A | - | 1 | 1 |
| CB51 | (F) 105E-4859-C | Deflector (drive pinion oil seal dust) | 105E/118E-4851-B | 1 | 1 | 1 |
| CB50 | (F) 105E-4676-B | Seal (drive pinion seal) assembly | 26R702/A | 1 | 1 | 1 |
| CB49 | (F) 105E-4621-A | Cone (drive pinion bearing) and roller assembly | 26R702/A | 2 | 2 | 2 |
| CB48 | (F) 105E-4616-A | Cup (driving pinion bearing) | 26R702/A | 2 | 2 | 2 |
| CB43 | (F) 105E-4662-A | Spacer (driving pinion bearing) | 26R702/A | 1 | 1 | 1 |
| CB40 | (F) 105E-4672-A | Shim (drive pinion bearing adjusting) - 1304/1308" | 26R702/A | 1 | 1 | 1 |
| CB40 | (F) 105E-4672-B | Shim (drive pinion bearing adjusting) - 1314/1318" | 26R702/A | 1 | 1 | 1 |
| CB40 | (F) 105E-4672-C | Shim (drive pinion bearing adjusting) - 1324/1328" | 26R702/A | 1 | 1 | 1 |
| CB40 | (F) 105E-4672-D | Shim (drive pinion bearing adjusting) - 1334/1338" | 26R702/A | 1 | 1 | 1 |
| CB40 | (F) 105E-4672-E | Shim (drive pinion bearing adjusting) - 1344/1348" | 26R702/A | 1 | 1 | 1 |
| CB40 | (F) 105E-4672-F | Shim (drive pinion bearing adjusting) - 1354/1358" | 26R702/A | 1 | 1 | 1 |
| CB40 | (F) 105E-4672-G | Shim (drive pinion bearing adjusting) - 1364/1368" | 26R702/A | 1 | 1 | 1 |
| CB40 | (F) 105E-4672-H | Shim (drive pinion bearing adjusting) - 1374/1378" | 26R702/A | 1 | 1 | 1 |
| CB40 | (F) 105E-4672-J | Shim (drive pinion bearing adjusting) - 1384/1388" | 26R702/A | 1 | 1 | 1 |
| CB40 | (F) 105E-4672-K | Shim (drive pinion bearing adjusting) - 1394/1398" | 26R702/A | 1 | 1 | 1 |
| CB40 | (F) 105E-4672-L | Shim (drive pinion bearing adjusting) - 1404/1408" | 26R702/A | 1 | 1 | 1 |
| CB40 | (F) 105E-4672-M | Shim (drive pinion bearing adjusting) - 1414/1418" | 26R702/A | 1 | 1 | 1 |
| CB40 | (F) 105E-4672-N | Shim (drive pinion bearing adjusting) - 1424/1428" | 26R702/A | 1 | 1 | 1 |
| CB25 | 26 R 703 | Gear (rear axle driving) and pinion assembly - 3-9:1 ratio | 26R702 | 1 | 1 | 1 |
| CB26 | 26 R 703A | Gear (rear axle driving) and pinion assembly - 3-55:1 ratio | 26R702A | - | 1 | 1 |
| CB53 | (F) 117698-ES | Nut (pinion to rear U/J flange) | 26R702/A | 1 | 1 | 1 |
| CB28 | (F) EOA-4143-A | Lock (differential bearing adjusting nut) - tang offset to top | 26R702/A | 2 | 2 | 2 |
| CB29 | (F) EOA-4143-B | Lock (differential bearing adjusting nut) - tang offset to bottom | 26R702/A | 2 | 2 | 2 |
| CB26 | (F) 20310-S7 | Bolt (differential bearing lock) | 26R702/A | 2 | 2 | 2 |
| CB27 | (F) 34806-ES2 | Lockwasher | 26R702/A | 2 | 2 | 2 |
| CB33 | (F) 105E-4228 | Washer (differential gear thrust) | 26R702/A | 2 | 2 | 2 |
| CB36 | (F) 105E-4236 | Gear (differential) | 26R702/A | 2 | 2 | 2 |
| CB35 | (F) 105E-4215-B | Pinion (differential) | 26R702/A | 2 | 2 | 2 |

| Illustration Reference | Part Number | Description | Next Assembly | Quantity | | |
|--|-----------------|--|---------------|----------|----|-------|
| | | | | S1 | S2 | Coupe |
| POWER TRAIN SECTION (continued) | | | | | | |
| DRIVE SHAFT AND FINAL DRIVE (continued) | | | | | | |
| CB34 | (F) 105E-4230-B | Washer (differential pinion thrust) | 26R702/A | 2 | 2 | 2 |
| CB39 | (F) 105E-4211-B | Shaft (differential pinion) | 26R702/A | 1 | 1 | 1 |
| CB38 | (F) 105E-4241 | Pin (differential pinion shaft lock) | 26R702/A | 1 | 1 | 1 |
| CB24 | (F) 105E-4205-B | Case (differential gear) | 26R702/A | 1 | 1 | 1 |
| CB23 | (F) 113573-ES | Bolt (differential case to driving gear) | 26R702/A | 6 | 6 | 6 |
| CB22 | (F) 105E-4221-A | Cone (differential bearing) and roller assembly | 26R702/A | 2 | 2 | 2 |
| CB21 | (F) 105E-4222-A | Cup (differential bearing) | 26R702/A | 2 | 2 | 2 |
| CB20 | (F) 105E-4067 | Nut (differential bearing adjusting) | 26R702/A | 2 | 2 | 2 |
| CB83 | A26 R 004 | Casing (differential) | | 1 | 1 | 1 |
| CB75 | A26 R 005 | Drive shaft (inboard) | | 2 | 2 | 2 |
| CB76 | MIM3040 | Seal (drive shaft to differential casing) | | 2 | 2 | 2 |
| CB66 | 2100K-30 | Circlip (external) | | 2 | 2 | 2 |
| CB61 | LJ30WSRR | Bearing (drive shaft) | | 2 | 2 | 2 |
| CB60 | 1300-62 | Circlip (internal) | | 2 | 2 | 2 |
| CB47 | | Screw (differential and carrier assembly to casing) - $\frac{5}{16}$ " U.N.C. \times 1" long | | 8 | 8 | 8 |
| CB46 | | Lockwasher - $\frac{5}{16}$ " | | 8 | 8 | 8 |
| CB44 | 26 R 014 | Gasket | | 1 | 1 | 1 |
| CB134 | | Bolt (differential and carrier assembly to drive shaft) - $\frac{7}{16}$ " \times 1" long | | 4 | 4 | 4 |
| CB135 | | Nut - $\frac{5}{16}$ " 'stover' | | 4 | 4 | 4 |
| CB85 | 1385B | Drain plug - $\frac{1}{4}$ " B.S.P. | | 1 | 1 | 1 |
| CB84 | | Washer - fibre - $\frac{1}{4}$ " dia. | | 1 | 1 | 1 |
| CB81 | 1385D | Filler and level plug - $\frac{1}{2}$ " B.S.P. | | 1 | 1 | 1 |
| CB82 | | Washer - fibre - $\frac{1}{2}$ " dia. | | 1 | 1 | 1 |
| CB116 | FN30M | Top mounting | | 2 | 2 | 2 |
| CB114 | | Bolt (top mounting to differential case) - $\frac{3}{8}$ " \times 3 $\frac{3}{4}$ " long | | 2 | 2 | 2 |
| CB77 | | Nut - $\frac{3}{8}$ " 'stover' | | 2 | 2 | 2 |
| CB78 | 26 R 003 | Washer - $\frac{3}{8}$ " I.D. \times 2" O.D. \times $\frac{1}{8}$ " thick | | 4 | 4 | 4 |
| CB118 | | Bolt (top mounting to chassis) - $\frac{5}{16}$ " U.N.F. \times $\frac{3}{4}$ " long | | 4 | 4 | 4 |
| CB117 | | Lockwasher - $\frac{5}{16}$ " dia. | | 4 | 4 | 4 |
| CB113 | 26 B 373 | Sealing ring (top mountings to body) | | 2 | 2 | 2 |
| CB80 | A26 R 009 | Breather (differential casing) | | 1 | 1 | 1 |
| CB79 | | Fibre washer | | 1 | 1 | 1 |
| CB11 | A26 R 006 | Torque rod - R.H. | | 1 | 1 | 1 |
| CB36 | A26 R 007 | Torque rod - L.H. | | 1 | 1 | 1 |
| CB12 | AT 7403 | Mounting bush rubber | | 4 | 4 | 4 |
| CB15 | AT 7702 | Washer (mounting bush) - outer | | 4 | 4 | 4 |
| CB13 | AT 75005 | Washer (mounting bush) - inner | | 2 | 2 | 2 |
| CB14 | AT 7613 | Spacer (mounting bush washer) | | 2 | 2 | 2 |
| CB19 | | Screw (torque rods to chassis) - $\frac{1}{8}$ " \times 1" long | | 2 | 2 | 2 |
| CB17 | | Nut - $\frac{5}{16}$ " 'stover' | | 2 | 2 | 2 |
| CB18 | | Washer - $\frac{5}{16}$ " | | 2 | 2 | 2 |
| CB16 | | Nut (torque rods to differential casing) | | 2 | 2 | 2 |
| | 26 B 0691 | Air scoop (differential cooling) - with 3-55:1 final drive | | - | 1 | 1 |
| | | Screw (scoop to rear floor pan) - No. 8 \times $\frac{3}{4}$ " long | | - | 11 | 11 |
| | SNU 1907 | Nut - No. 8 | | - | 11 | 11 |
| | 26 R 017 | Oil (differential) - Esso AL1713 | | ar | ar | ar |



FUEL SYSTEM

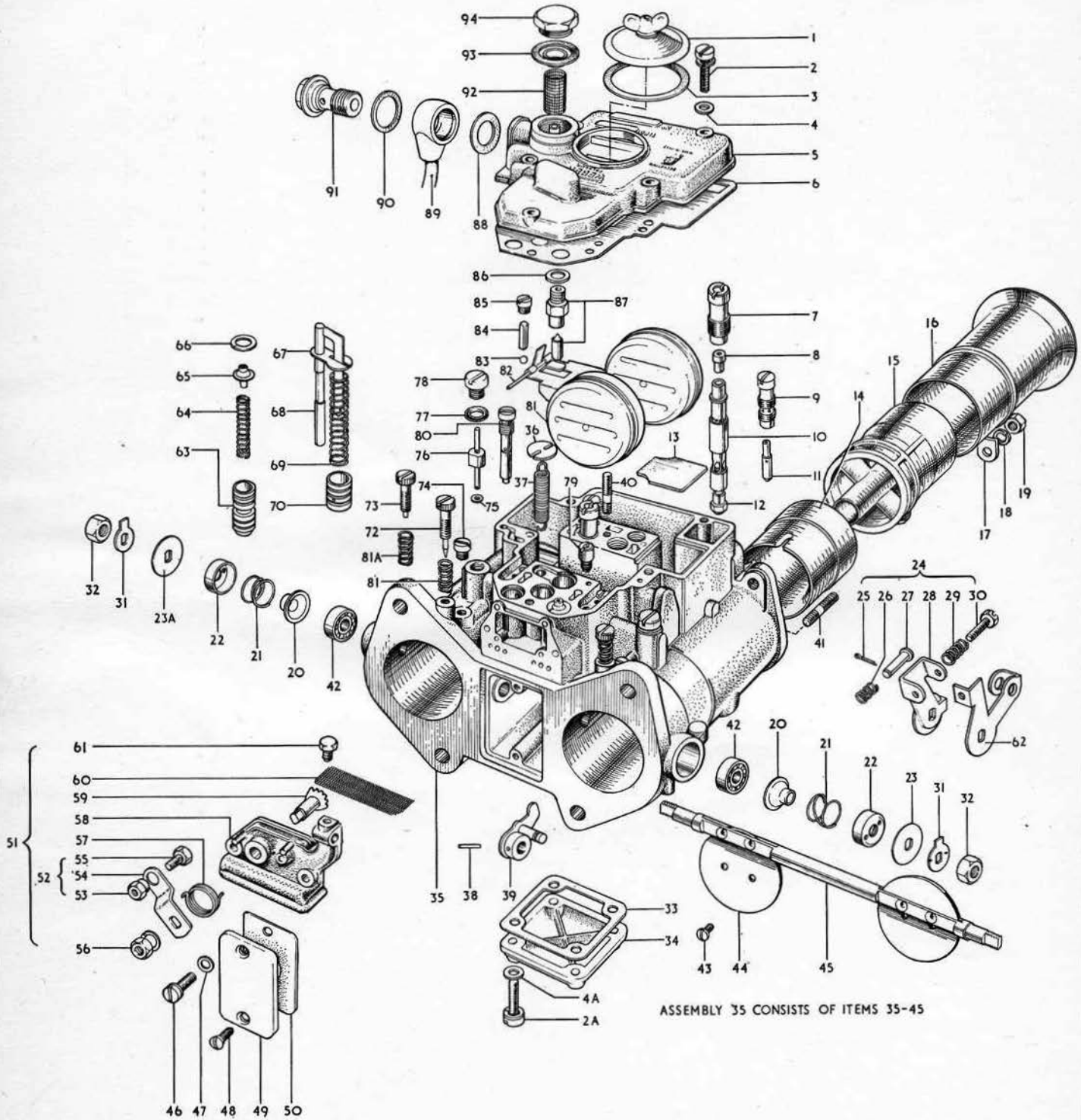
| Illustration Reference | Part Number | Description | Next Assembly | Quantity | | |
|--|---------------|--|---------------|----------|----|-------|
| | | | | S1 | S2 | Coupé |
| POWER TRAIN SECTION (continued) | | | | | | |
| FUEL SYSTEM | | | | | | |
| PL10 | 26 L 702 | Fuel tank assembly | | 1 | 1 | 1 |
| PL12 | | Drain plug - $\frac{1}{4}$ " B.S.P. | 26L702 | 1 | 1 | 1 |
| PL11 | | Fibre washer - $\frac{1}{4}$ " B.S.P. | 26L702 | 1 | 1 | 1 |
| PL13 | U 3760 | Washer (fuel tank to body) - rubber | | 3 | 3 | 3 |
| PL14 | | Washer - $\frac{1}{2}$ " dia. | | 3 | 3 | 3 |
| PL15 | | Nut - $\frac{1}{4}$ " 'stover' | | 3 | 3 | 3 |
| PL7 | FT 3334/50 | Unit (fuel tank gauge) | | 1 | 1 | 1 |
| PL6 | | Gasket | | 1 | 1 | 1 |
| PL8 | | Washer (fastening - unit to tank) | | 6 | 6 | 6 |
| PL9 | | Screw fastening (unit to fuel tank) | | 6 | 6 | 6 |
| PL2 | A26 L 705 | Tube (fuel filler) and cap assembly | | 1 | 1 | 1 |
| PL1 | | Cap (fuel filler) | A26L705 | 1 | 1 | 1 |
| PL4 | 26 L 003 | Hose (fuel filler) - $2\frac{1}{4}$ " I.D. x $4\frac{1}{2}$ " long | | 1 | 1 | 1 |
| PL5 | 120/N | Hose clip (fuel filler) | | 2 | 2 | 2 |
| PL3 | 26 B 328 | Grommet (filler hose) | | 1 | 1 | 1 |
| PL19 | PNR2264/75 | Pipe (fuel tank to fuel pump) assembly | | 1 | 1 | 1 |
| PL20 | | Grommet (fuel pipe to chassis) | | 2 | 2 | 2 |
| PL17 | SCO1748/17/20 | Clip (fuel pipe retaining) | | 2 | 2 | 2 |
| PL16 | | Screw (clip to body) - No. 6 x $\frac{1}{2}$ " long | | 2 | 2 | 2 |
| PL18 | | Spire nut - No. 6 | | 2 | 2 | 2 |
| | | Seal (drain plug to body) - 'Ladac' - $\frac{3}{8}$ " x $\frac{1}{2}$ " x 6" | | 1 | 1 | 1 |
| PL30 | 26 S 710 | Carburettor (front) assembly | | 1 | 1 | 1 |
| PL31 | 26 S 711 | Carburettor (rear) assembly | | 1 | 1 | 1 |
| PL26 | A26 S 009 | Spacer (carburettor) | | 4 | 4 | 4 |
| PL23 | 26 S 086 | 'O' ring | | 8 | 8 | 8 |
| PL29 | | Nut (carburettor to cylinder head) - $\frac{5}{16}$ " 'stover' | | 8 | 8 | 8 |
| PL27 | | Washer - $\frac{1}{8}$ " dia. | | 16 | 16 | 16 |
| PL28 | | Lockwasher | | 8 | 8 | 8 |
| | A26 S 026 | Bracket (throttle control to backplate) | | 1 | - | - |
| | | Screw (bracket mounting) - $\frac{1}{4}$ " x $\frac{3}{4}$ " long | | 2 | - | - |
| | | Nut - $\frac{1}{4}$ " 'stover' | | 2 | - | - |
| PL24 | 26 S 025 | Barrel (throttle lever) | | 1 | 1 | 1 |
| PL25 | 26 S 028 | Spring (throttle return) | | 1 | 1 | 1 |
| PL22 | 26 S 702 | Cable (throttle) assembly - R.H.D. | | 1 | 1 | 1 |
| | 26 S 703 | Cable (throttle) assembly - L.H.D. | | 1 | 1 | 1 |
| PL21 | 26 B 038 | Cable (choke control) assembly | | 1 | 1 | 1 |
| | 26 B 039 | Nut (cable retaining) | | 1 | 1 | 1 |
| PL35 | 28 S 021 | Backplate (air box) - except U.S.A. | | 1 | 1 | 1 |
| PL37 | B26 S 022 | Plate (air box cover) | | 1 | 1 | 1 |
| PL39 | 26 S 016 | Seal (air box) | | 1 | 1 | 1 |
| PL34 | | Bolt (plate to backplate) - $\frac{5}{8}$ " U.N.C. x $\frac{3}{4}$ " | | 1 | 1 | 1 |
| PL33 | | Washer - $\frac{5}{16}$ " special | | 1 | 1 | 1 |
| PL32 | | Lockwasher - $\frac{5}{8}$ " dia. | | 1 | 1 | 1 |
| PL41 | A26 S 704 | Air cleaner assembly | | 1 | 1 | 1 |
| PL40 | 28 S 020 | Element (air cleaner) | A26S704 | 1 | 1 | 1 |
| PL42 | 26 S 014 | Bracket (air cleaner) - inner | | 1 | 1 | - |
| PL45 | 26 S 015 | Bracket (air cleaner) - outer | | 1 | 1 | - |
| PL46 | | Screw (brackets to body) - $\frac{1}{2}$ " x $\frac{3}{4}$ " long | | 3 | 3 | - |
| | | Nut - $\frac{1}{2}$ " 'stover' | | 3 | 3 | - |
| PL48 | | Washer - $\frac{1}{4}$ " dia. | | 6 | 6 | 6 |
| PL47 | | Screw (brackets to cleaner) - $\frac{1}{4}$ " x $\frac{1}{2}$ " long | | 3 | 3 | - |
| PL44 | | | | | | |

| Illustration Reference | Part Number | Description | Next Assembly | Quantity | | |
|--|-------------|---|---------------|----------|----|-------|
| | | | | S1 | S2 | Coupé |
| POWER TRAIN SECTION (continued) | | | | | | |
| FUEL SYSTEM (continued) | | | | | | |
| PL43 | | Lockwasher — $\frac{1}{2}$ " dia. | | 3 | 3 | — |
| PL39 | 26 S 017 | Hose (air cleaner to airbox) — $3\frac{1}{2}$ " x 24" long | | 1 | 1 | — |
| PL38 | 120/V1 | Clip (hose to box and cleaner) — $3\frac{5}{8}$ " dia. | | 2 | 2 | 2 |
| PL39 | 36 S 017 | Hose (air cleaner to airbox) — $3\frac{1}{2}$ " x 30" long | | — | — | 1 |
| EL82 | A26 S 030 | Throttle pedal — R.H.D. | | 1 | 1 | 1 |
| | A26 S 031 | Throttle pedal — L.H.D. | | 1 | 1 | 1 |
| EL88 | | Stop (throttle pedal) — 'up' | A26S030/1 | 1 | 1 | 1 |
| | | Screw (stop to pedal) — No. 10 U.N.F. x $\frac{1}{2}$ " long | A26S030/1 | 1 | 1 | 1 |
| | | Nut — No. 10 | A26S030/1 | 1 | 1 | 1 |
| | | Washer — $\frac{3}{8}$ " dia. | A26S030/1 | 1 | 1 | 1 |
| | | Bolt (throttle pedal 'down' stop) — $\frac{5}{8}$ " U.N.C. x $1\frac{1}{2}$ " long — L.H.D. | | 1 | 1 | 1 |
| | | Screw (throttle pedal 'down' stop) — $\frac{5}{8}$ " U.N.C. x $\frac{3}{4}$ " long — R.H.D. | | 1 | 1 | 1 |
| | | Locknut — $\frac{5}{8}$ " | | 1 | 1 | 1 |
| | J 015 | Washer (throttle pedal mounting) — special — L.H.D. | | 1 | 1 | 1 |
| | | Washer — $\frac{3}{8}$ " dia. | | 1 | 1 | 1 |
| | | Nut — $\frac{3}{8}$ " 'stover' | | 1 | 1 | 1 |
| | 929981 | Grommet (throttle cable to body) — L.H.D. | | 1 | 1 | 1 |
| | 26 S 714A | Backplate (airbox) — U.S.A. only | | 1 | 1 | 1 |
| | 26 S 052 | Pipe (crankcase vent) — U.S.A. only | | 1 | 1 | 1 |
| | A26 E 322A | Grommet (vent pipe) — U.S.A. only | | 1 | 1 | 1 |
| | 26 S 054 | Hose (crankcase vent) — U.S.A. only | | 1 | 1 | 1 |
| | 120/A6 | Clip (hose) — $\frac{7}{8}$ " dia. — U.S.A. only | | 2 | 2 | 2 |

FILE NOT TO BE REDISTRIBUTED FOR PROFIT

ORIGINAL COPYRIGHT HOLDER LOTUS CARS LIMITED 1966

PM



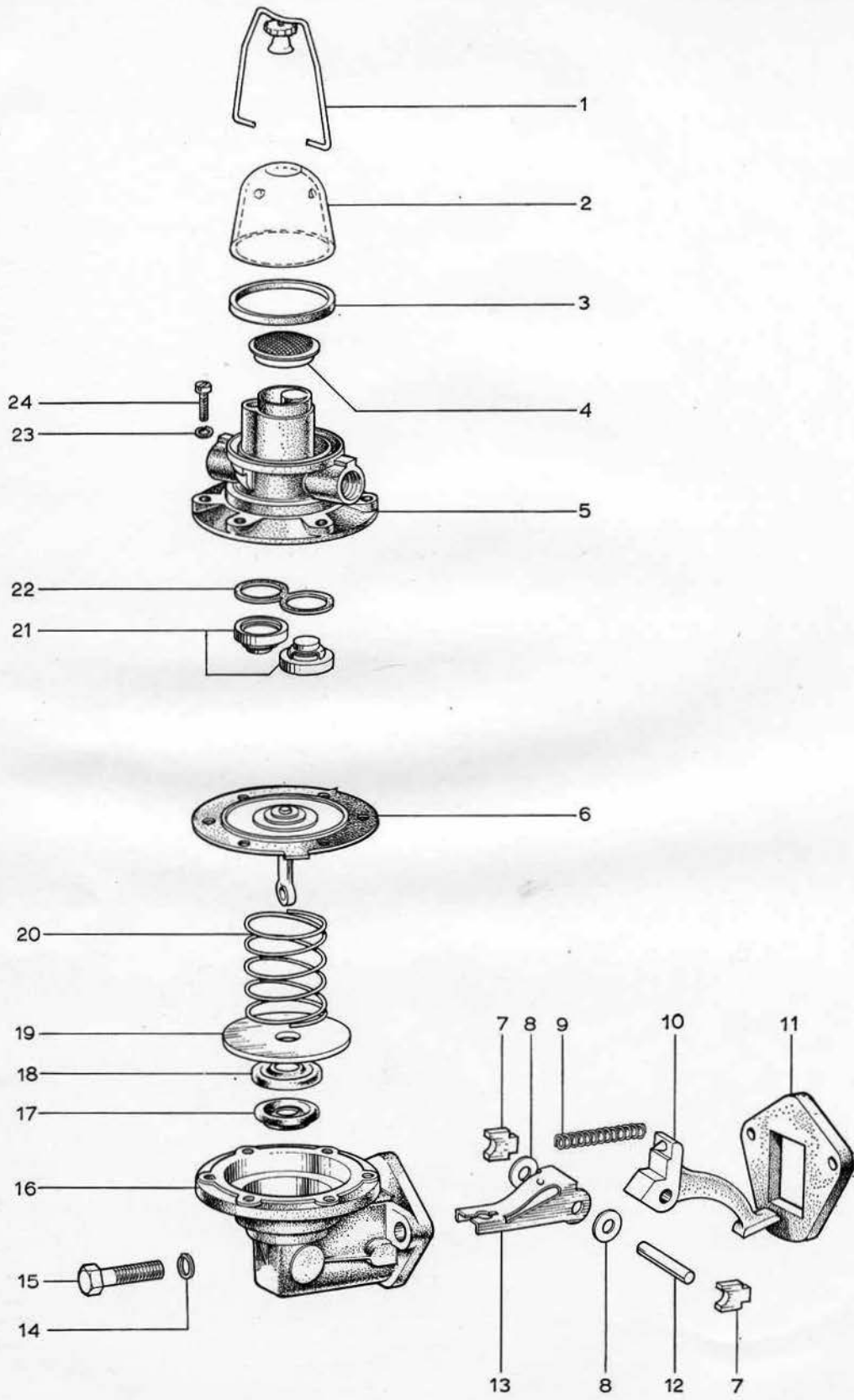
ASSEMBLY 35 CONSISTS OF ITEMS 35-45

WEBER 18 D.C.O.E. CARBURETTOR

| Illustration Reference | Part Number | Description | Next Assembly | Quantity | | |
|--|--------------|--|---------------|----------|----|-------|
| | | | | S1 | S2 | Coupé |
| POWER TRAIN SECTION (continued) | | | | | | |
| CARBURETTOR | | | | | | |
| PM41 | 28 S 710 | Carburettor (front) assembly | | 1 | 1 | 1 |
| PL42 | 28 S 711 | Carburettor (rear) assembly | | 1 | 1 | 1 |
| PL46 | 28 S 034 | Trumpet (carburettor) | | 4 | 4 | 4 |
| PM1 | (WF) 4629A | Cover (jets, inspection) | 28S710/1 | 2 | 2 | 2 |
| PM2/2A | (WF) 665 | Screw (cover fixing) | 28S710/1 | 10 | 10 | 10 |
| PM4/4A | (WF) 1356 | Washer | 28S710/1 | 10 | 10 | 10 |
| PM3 | (WF) 2808 | Gasket (jets inspection cover) | 28S710/1 | 2 | 2 | 2 |
| PM5 | (WF) 5813A | Cover (carburettor upper body) | 28S710/1 | 2 | 2 | 2 |
| PM6 | (WF) 4611 | Gasket (carburettor cover) | 28S710/1 | 2 | 2 | 2 |
| PM7 | (WF) TS 868 | Holder (emulsifying tube) | 28S710/1 | 4 | 4 | 4 |
| PM8 | (WF) 969 | Jet (air corrector) - 2.00 mm. | 28S710/1 | 4 | 4 | 4 |
| PM9 | (WF) 1590 | Holder (idling jet) | 28S710/1 | 4 | 4 | 4 |
| PM10 | (WF) TS 671 | Tube (emulsifying) - F11 | 28S710/1 | 4 | 4 | 4 |
| PM11 | (WF) 974 | Idling jet - 45F9 | 28S710/1 | 4 | 4 | 4 |
| PM12 | (WF) TS 195 | Main jet - 115 | 28S710/1 | 4 | 4 | 4 |
| PM13 | (WF) 4610 | Plate | 28S710/1 | 2 | 2 | 2 |
| PM14 | (WF) 4606A | Choke - 30 mm. | 28S710/1 | 4 | 4 | 4 |
| PM14 | (WF) 4606A | Choke - 32 mm. - special equipment | | - | 4 | 4 |
| PM8 | (WF) 969 | Jet (air corrector) - 1.50 mm. - special equipment | | - | 4 | 4 |
| PM15 | (WF) 4603A | Venturi (auxiliary) | 28S710/1 | 4 | 4 | 4 |
| PM20 | (WF) 5802 | Cover (throttle shaft) dust | 28S710/1 | 4 | 4 | 4 |
| PM21 | (WF) 5803 | Spring (throttle shaft) | 28S710/1 | 4 | 4 | 4 |
| PM22 | (WF) 5804 | Lid (spring retainer) | 28S710/1 | 4 | 4 | 4 |
| PM23 | (WF) 5797 | Distance washer (throttle shaft) | 28S710/1 | 4 | 4 | 4 |
| PM24 | (WF) 5766A | Lever (front carburettor throttle control) assembly | 28S710 | 2 | 2 | 2 |
| PM25 | (WF) 133 | Split pin (throttle control lever) - front carburettor | 5766A | 2 | 2 | 2 |
| PM26 | (WF) 5753 | Spring (throttle control lever) - front carburettor | 5766A | 2 | 2 | 2 |
| PM27 | (WF) 5752 | Pin (throttle control lever) - front carburettor | 5766A | 2 | 2 | 2 |
| PM28 | (WF) 5923A | Lever (throttle control) - front carburettor | 5766A | 2 | 2 | 2 |
| PM29 | (WF) 38 | Spring (throttle control lever) - front carburettor | 5766A | 2 | 2 | 2 |
| PM30 | (WF) 1843 | Screw (throttle control lever) - front carburettor | 5766A | 4 | 4 | 4 |
| PM32 | (WF) 2706 | Nut (throttle shaft fixing) | 28S710/1 | 2 | 2 | 2 |
| PM31 | (WF) 4612 | Lockwasher | 28S710/1 | 4 | 4 | 4 |
| PM34 | (WF) 4616 | Cover (bowl bottom) | 28S710/1 | 2 | 2 | 2 |
| PM33 | (WF) 4617 | Gasket (cover to bowl bottom) | 28S710/1 | 2 | 2 | 2 |
| PM35 | (WF) 5812A | Body (carburettor) | 28S710/1 | 1 | 1 | 1 |
| PM36 | (WF) 4636 | Plate (shaft return spring) | 5812A | 2 | 2 | 2 |
| PM37 | (WF) TS 1306 | Spring (shaft return) | 5812A | 2 | 2 | 2 |
| PM38 | (WF) 1349 | Spring pin (pump control lever) | 5812A | 2 | 2 | 2 |
| PM39 | (WF) 5809A | Lever (pump control) | 5812A | 2 | 2 | 2 |
| PM40 | (WF) 5420 | Stud (carburettor upper body to main body) | 5812A | 2 | 2 | 2 |
| PM41 | (WF) A 1359 | Stud (trumpet to carburettor body) | 5812A | 4 | 4 | 4 |
| PM42 | (WF) 5801 | Bearing (throttle shaft) ball | 5812A | 4 | 4 | 4 |
| PM44 | (WF) TS 776 | Throttle plate | 5812A | 4 | 4 | 4 |
| PM43 | (WF) 3718 | Screw (throttle plate fixing) | 5812A | 8 | 8 | 8 |
| PM45 | (WF) 5800 | Shaft (throttle) | 5812A | 2 | 2 | 2 |
| PM46 | (WF) 1153 | Screw (main body plate) | 28S710/1 | 4 | 4 | 4 |
| PM47 | (WF) 2496 | Washer (main body plate) | 28S710/1 | 4 | 4 | 4 |
| PM48 | (WF) 18 | Screw (main body plate) | 28S710/1 | 4 | 4 | 4 |
| PM49 | (WF) 4614 | Plate (main body) | 28S710/1 | 2 | 2 | 2 |
| PM50 | (WF) 4615 | Gasket (main body plate) | 28S710/1 | 2 | 2 | 2 |
| PM51 | (WF) 4609A | Control (starting) assembly | 28S710/1 | 2 | 2 | 2 |
| PM52 | (WF) 5875A | Lever (starting control) assembly | 4609A | 2 | 2 | 2 |
| PM53 | (WF) 4103 | Nut (starting control lever) | 4609A | 2 | 2 | 2 |
| PM54 | (WF) 5784 | Lever (starting control) | 4609A | 2 | 2 | 2 |
| PM55 | (WF) 4102 | Screw (wire securing) | 4609A | 2 | 2 | 2 |

| Illustration Reference | Part Number | Description | Next Assembly | Quantity | | |
|--|--------------|--|---------------|----------|----|-------|
| | | | | S1 | S2 | Coupé |
| POWER TRAIN SECTION (continued) | | | | | | |
| CARBURETTOR (continued) | | | | | | |
| PM56 | (WF) 335 | Nut (starting control lever) | 4609A | 2 | 2 | 2 |
| PM57 | (WF) 4368 | Spring (lever return) | 4609A | 2 | 2 | 2 |
| PM58 | (WF) 4855A | Cover (sheath support) | 4609A | 2 | 2 | 2 |
| PM59 | (WF) 4650A | Shaft (starting) | 4609A | 2 | 2 | 2 |
| PM60 | (WF) 4647 | Strainer | 4609A | 2 | 2 | 2 |
| PM61 | (WF) 3311 | Screw (sheath securing) | 4609A | 2 | 2 | 2 |
| PM62 | (WF) 5767A | Lever (rear carburettor throttle control) | 28S711 | 4 | 4 | 4 |
| PM63 | (WF) 4620 | Valve (starting) | 28S710/1 | 4 | 4 | 4 |
| PM64 | (WF) 4621 | Spring (starting valve) | 28S710/1 | 4 | 4 | 4 |
| PM65 | (WF) 4622 | Guide (spring and retainer) | 28S710/1 | 4 | 4 | 4 |
| PM66 | (WF) 4135 | Circlip (guide lock) | 28S710/1 | 1 | 1 | 1 |
| PM67 | (WF) 5799 | Plate (spring retainer) | 28S710/1 | 1 | 1 | 1 |
| PM68 | (WF) 5807A | Rod (pump control) | 28S710/1 | 2 | 2 | 2 |
| PM70 | (WF) 5345A | Plunger (pump) | 28S710/1 | 4 | 4 | 4 |
| PM69 | (WF) 5816 | Spring (pump plunger) | 28S710/1 | 2 | 2 | 2 |
| PM81 | (WF) 38 | Spring (idling mixture adjustment screw) | 28S710/1 | 2 | 2 | 2 |
| PM72 | (WF) 864 | Screw (idling mixture adjustment) | 28S710/1 | 2 | 2 | 2 |
| PM81A | (WF) 38 | Spring (throttles adjustment screw) - rear carburettor | 28S711 | 4 | 4 | 4 |
| PM73 | (WF) 970 | Screw (rear carburettor throttle adjustment) | 28S711 | 4 | 4 | 4 |
| PM74 | (WF) 5896 | Screw (progression holes inspection) | 28S710/1 | - | - | - |
| PM75 | (WF) 5782 | Gasket (pump jet) | 28S710/1 | 4 | 4 | 4 |
| PM76 | (WF) 5783 | Jet (pump) - 40 | 28S710/1 | 4 | 4 | 4 |
| PM78 | (WF) 5781 | Screw plug | 28S710/1 | 4 | 4 | 4 |
| PM77 | (WF) 5796 | Gasket (screw plug) | 28S710/1 | 4 | 4 | 4 |
| PM79 | (WF) 2948A | Valve (inlet) | 28S710/1 | 2 | 2 | 2 |
| PM80 | (WF) 3492 | Jet (starting) | 28S710/1 | 4 | 4 | 4 |
| PM81 | (WF) 5674A | Float | 28S710/1 | 2 | 2 | 2 |
| PM82 | (WF) 1829 | Shaft (carburettor float) | | 2 | 2 | 2 |
| PM83 | (WF) 756 | Ball (valve fuel inlet) | | 4 | 4 | 4 |
| PM84 | (WF) TS 1033 | Ball (stuffing) | | 4 | 4 | 4 |
| PM85 | (WF) 337 | Screw (stuffing ball) | | 4 | 4 | 4 |
| PM86 | (WF) 1975 | Gasket (needle valve seat) | | 2 | 2 | 2 |
| PM87 | (WF) 5330A/M | Seat (needle valve) | | 2 | 2 | 2 |
| PM88 | (WF) TS 610 | Gasket (fuel pipe to carburettor) | | 2 | 2 | 2 |
| PM89 | | Pipe (fuel pump to carburettor) | | 2 | 2 | 2 |
| PM90 | (WF) 4083 | Gasket (fuel pipe to carburettor) | | 2 | 2 | 2 |
| PM91 | (WF) 1688 | Union bolt (fuel filter) | | 2 | 2 | 2 |
| PM92 | (WF) 4064 | Filter (upper casing) | | 2 | 2 | 2 |
| PM93 | (WF) 4083 | Gasket (strainer inspection plug) | | 2 | 2 | 2 |
| PM94 | (WF) 4063 | Plug (strainer inspection) | | 2 | 2 | 2 |

PN

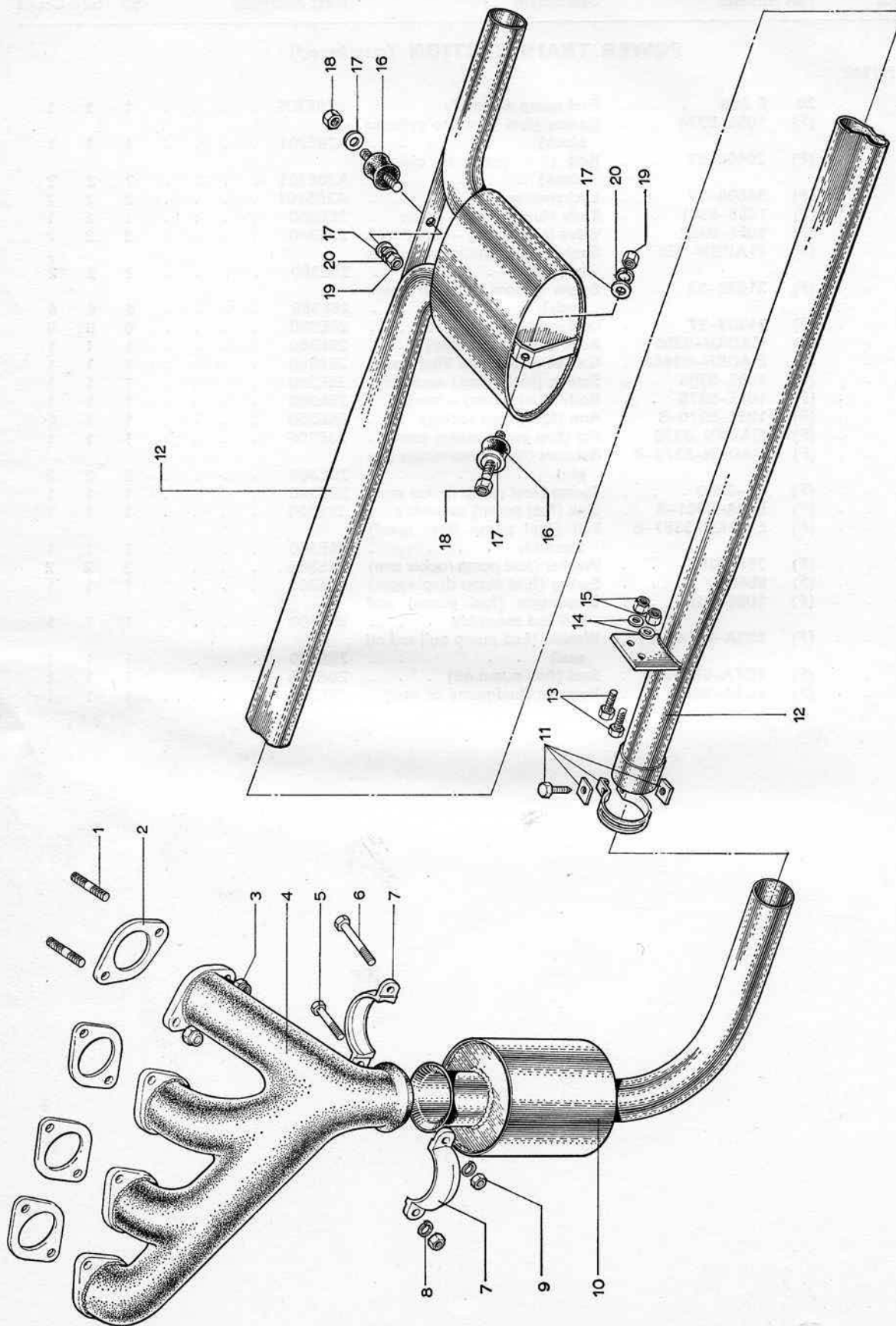


FUEL PUMP

ORIGINAL COPYRIGHT HOLDER LOTUS CARS LIMITED 1966
FILE NOT TO BE REDISTRIBUTED FOR PROFIT

| Illustration Reference | Part Number | Description | Next Assembly | Quantity | | | |
|--|-------------|---------------------|---|---------------|----|-------|---|
| | | | | S1 | S2 | Coupé | |
| POWER TRAIN SECTION (continued) | | | | | | | |
| FUEL PUMP | | | | | | | |
| PL49 . . . | 26 | E 360 . . . | Fuel pump assembly . . . | A26E701 . . . | 1 | 1 | 1 |
| PN13 . . . | (F) | 105E-9374 . . . | Gasket (fuel pump to cylinder block) . . . | A26E701 . . . | 1 | 1 | 1 |
| PN15 . . . | (F) | 20406-S7 . . . | Bolt (fuel pump to cylinder block) . . . | A26E701 . . . | 2 | 2 | 2 |
| PN14 . . . | (F) | 34806-S7 . . . | Lockwasher . . . | A26E701 . . . | 2 | 2 | 2 |
| PN5 . . . | (F) | 105E-9351 . . . | Body (fuel pump) - upper . . . | 26E360 . . . | 1 | 1 | 1 |
| PN21 . . . | (F) | 105E-9352 . . . | Valve (fuel pump) - caged type . . . | 26E360 . . . | 2 | 2 | 2 |
| PN22 . . . | (F) | E1ADDN-9367 . . . | Gasket (fuel pump valves to body) . . . | 26E360 . . . | 2 | 2 | 2 |
| PN24 . . . | (F) | 31628-S2 . . . | Screw (upper body to lower body) . . . | 26E360 . . . | 6 | 6 | 6 |
| PN23 . . . | (F) | 34803-S7 . . . | Lockwasher . . . | 26E360 . . . | 6 | 6 | 6 |
| PN2 . . . | (F) | EIADKN-9355 . . . | Bowl (fuel pump filter) . . . | 26E360 . . . | 1 | 1 | 1 |
| PN3 . . . | (F) | EIADKN-9364A . . . | Gasket (fuel pump filter bowl) . . . | 26E360 . . . | 1 | 1 | 1 |
| PN4 . . . | (F) | 109E-9365 . . . | Screen (fuel pump) assembly . . . | 26E360 . . . | 1 | 1 | 1 |
| PN16 . . . | (F) | 109E-9375 . . . | Body (fuel pump) - lower . . . | 26E360 . . . | 1 | 1 | 1 |
| PN10 . . . | (F) | 109E-9376-B . . . | Arm (fuel pump rocker) . . . | 26E360 . . . | 1 | 1 | 1 |
| PN12 . . . | (F) | EIADKN-9378 . . . | Pin (fuel pump rocker arm) . . . | 26E360 . . . | 1 | 1 | 1 |
| PN7 . . . | (F) | EIADKN-9379-B . . . | Retainer (fuel pump rocker arm pin) . . . | 26E360 . . . | 2 | 2 | 2 |
| PN9 . . . | (F) | BE-9380 . . . | Spring (fuel pump rocker arm) . . . | 26E360 . . . | 1 | 1 | 1 |
| PN13 . . . | (F) | E93A-9381-B . . . | Link (fuel pump) assembly . . . | 26E360 . . . | 1 | 1 | 1 |
| PN1 . . . | (F) | EIADKN-9387-B . . . | Ball (fuel pump filter bowl) assembly . . . | 26E360 . . . | 1 | 1 | 1 |
| PN8 . . . | (F) | 78E-9389 . . . | Washer (fuel pump rocker arm) . . . | 26E360 . . . | 2 | 2 | 2 |
| PN20 . . . | (F) | 856940 . . . | Spring (fuel pump diaphragm) . . . | 26E360 . . . | 1 | 1 | 1 |
| PN6 . . . | (F) | 109E-9398 . . . | Diaphragm (fuel pump) and pull rod assembly . . . | 26E360 . . . | 1 | 1 | 1 |
| PN19 . . . | (F) | E93A-9414 . . . | Washer (fuel pump pull rod oil seal) . . . | 26E360 . . . | 1 | 1 | 1 |
| PN17 . . . | (F) | EOTA-99399-B . . . | Seal (fuel pump oil) . . . | 26E360 . . . | 1 | 1 | 1 |
| PN18 . . . | (F) | EOTA-99401 . . . | Retainer (fuel pump oil seal) . . . | 26E360 . . . | 1 | 1 | 1 |

PP

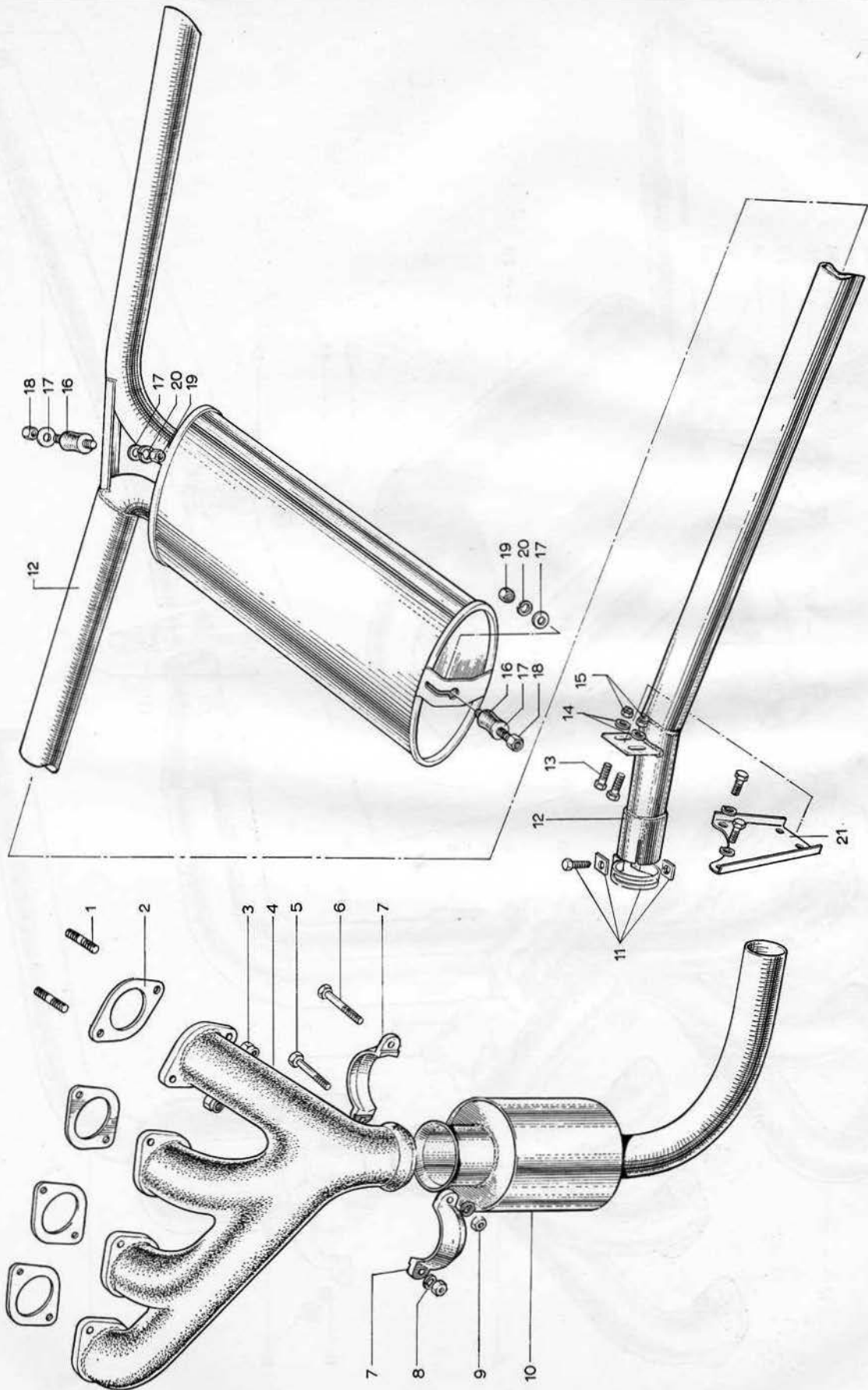


EXHAUST SYSTEM -S1

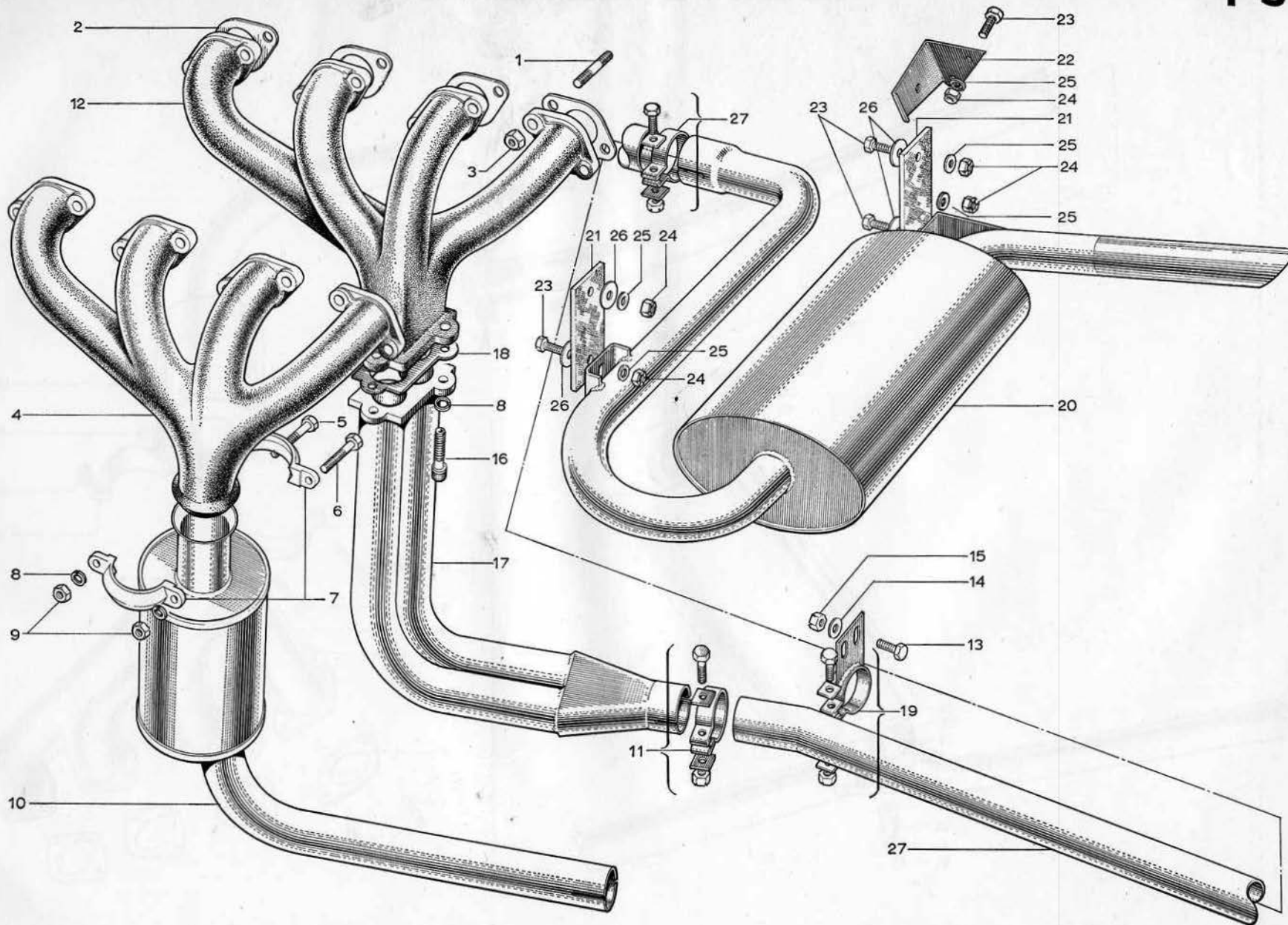
ORIGINAL COPYRIGHT HOLDER LOTUS CARS LIMITED 1966

FILE NOT TO BE REDISTRIBUTED FOR PROFIT

PR



EXHAUST SYSTEM - S2 AND COUPÉ



EXHAUST SYSTEM - COUPE AND SPECIAL EQUIPMENT

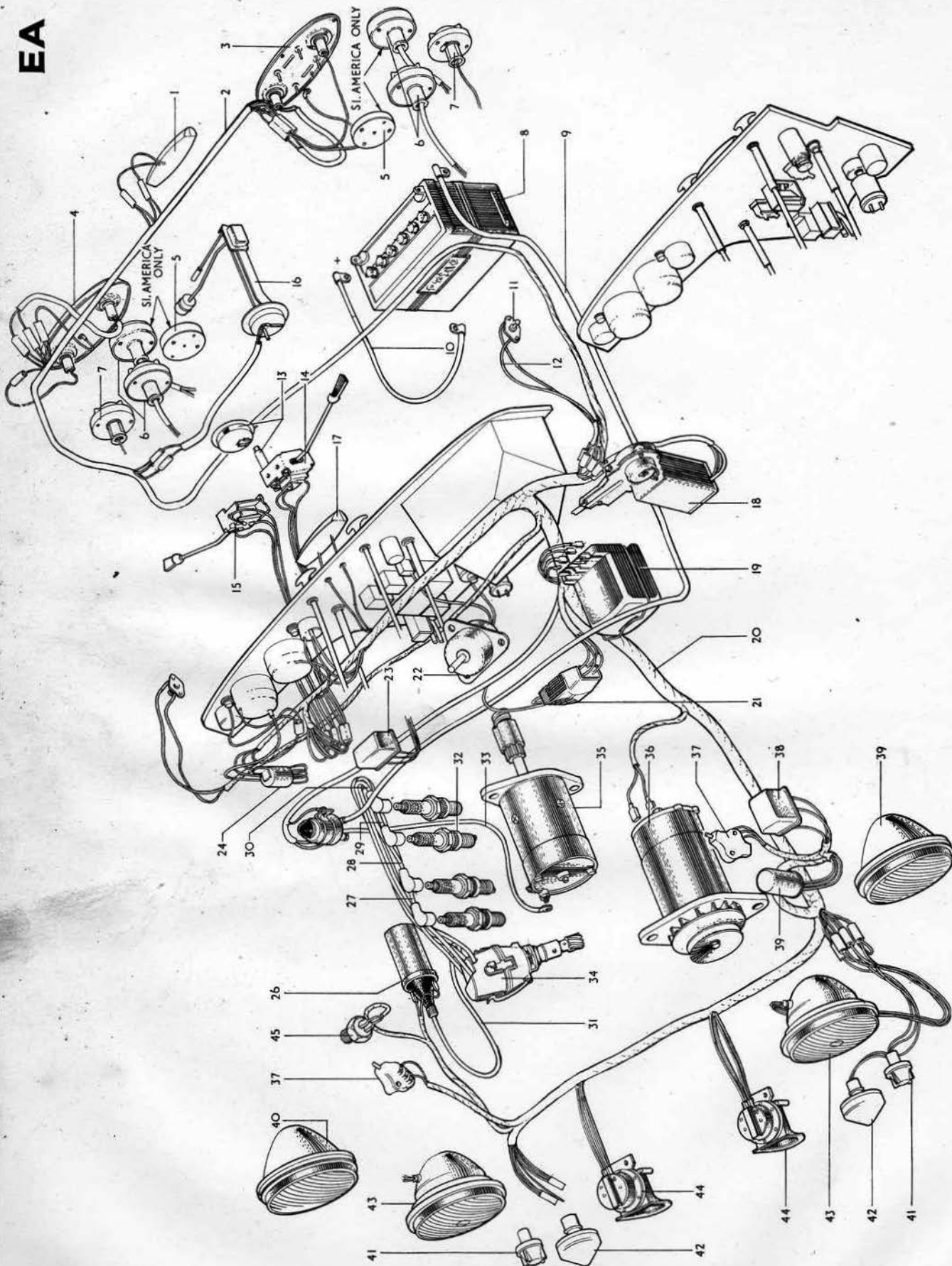
| Illustration Reference | Part Number | Description | Next Assembly | Quantity | | |
|--|---------------|--|---------------|----------|----|-------|
| | | | | S1 | S2 | Coupé |
| POWER TRAIN SECTION (continued) | | | | | | |
| EXHAUST SYSTEM | | | | | | |
| PP/R/S/4 | 26 S 001 | Exhaust manifold | | 1 | 1 | 1 |
| PS12 | A26 S 001 | Exhaust manifold - special equipment | | - | 1 | 1 |
| PP/R/S/2 | 26 S 004 | Gasket (exhaust manifold) | | 4 | 4 | 4 |
| PP/R/S/3 | | Nut - $\frac{5}{8}$ " (philidas) | | 8 | 8 | 8 |
| PP/R/S/1 | 26 E 323 | Stud - $\frac{5}{8}$ " (exhaust manifold) | | 8 | 8 | 8 |
| PP/R/S/7 | (F) Y-5251 | Clamp (manifold to downpipe) | | 2 | 2 | 2 |
| PP/R/S/5 | (F) 20504-S2 | Bolt (manifold clamp) - $\frac{5}{8}$ " U.N.C. \times 1 $\frac{1}{2}$ " long | | 1 | 1 | 1 |
| PP/R/S/6 | | Bolt (manifold clamp) - $\frac{5}{8}$ " U.N.C. \times 2" long | | 1 | 1 | 1 |
| PP/R/S/9 | (F) Y-21752 | Nut (manifold clamp bolts) - $\frac{5}{8}$ " U.N.C. | | 2 | 2 | 2 |
| PS16 | | Allen screw - manifold to downpipe - special equipment - $\frac{5}{8}$ " U.N.C. \times 1" long | | - | 3 | 3 |
| PS8 | | Lockwasher - manifold downpipe allen screws - $\frac{5}{8}$ " - special equipment | | - | 3 | 3 |
| PS18 | | Gasket (manifold / downpipe) - special equipment | | - | 1 | 1 |
| PP/R/S/8 | | Lockwasher - $\frac{5}{8}$ " dia. | | 2 | 2 | 2 |
| PP/R/S/10 | 26 S 002 | Exhaust downpipe assembly (expansion chamber) | | 1 | 1 | - |
| PS17 | 26 S 002A | Exhaust downpipe - special equipment | | - | 1 | 1 |
| PP/R/11 | J 046 | Clip (downpipe to intermediate pipe) | | 1 | 1 | - |
| PS11 | | Clip (downpipe to intermediate - servais) - N9. 6 \times 1 $\frac{1}{2}$ " | | - | 1 | 1 |
| PS12 | | Clip (intermediate pipe to rear exhaust pipe assembly) - No. 6 \times 1 $\frac{1}{2}$ " | | - | 1 | 1 |
| PS27 | | Intermediate pipe - exhaust (servais) - special equipment | | - | 1 | 1 |
| PP12 | | Rear exhaust pipe assembly | | 1 | - | - |
| PR12 | 26 S 707 | Rear exhaust pipe assembly | | - | 1 | - |
| PS19 | 26 S 088 | Support clip (intermediate pipe) - servais - special equipment | | - | 1 | 1 |
| PP/R/S/13 | | Bolt - No. 10 U.N.F. \times $\frac{5}{8}$ " long (support clip) | | 2 | 2 | 2 |
| PS20 | | Rear exhaust pipe assembly (servais) - special equipment | | 2 | 2 | 2 |
| PP/R/S/14 | | Plain washer - $\frac{5}{8}$ " (special equipment) | | 2 | 2 | 2 |
| PP/R/S/15 | | Nut - No. 10 U.N.F. (nyloc) - special equipment | | 2 | 2 | 2 |
| PP/R/16 | 26 S 013 | Mounting rubber (rear exhaust pipe resilient mounting assembly) | | 2 | 2 | - |
| PP/R/20 | | Washer - $\frac{5}{8}$ " dia. \times 1" O.D. (rear exhaust pipe resilient mounting) | | 4 | 4 | - |
| PP/R/18 | PT/D106/11/2 | Nut - $\frac{5}{8}$ " nyloc (rear exhaust pipe resilient mounting) | | 4 | 4 | - |
| PR17 | | Nut - $\frac{5}{8}$ " (rear exhaust pipe resilient mounting) | | 2 | 2 | - |
| PP/R/20 | | Lockwasher - $\frac{5}{8}$ " dia. (rear exhaust pipe resilient mounting) | | 2 | 2 | - |
| PS22 | 7961/V/1-S2 | Bracket (servais/special equipment) | | - | 1 | 1 |
| PS21 | (F) 211E-5297 | Insulator (servais/special equipment) | | - | 2 | 2 |
| PS23 | | Hexagonal set screw - $\frac{5}{8}$ " U.N.F. \times $\frac{5}{8}$ " long (servais/special equipment) | | - | 6 | 6 |
| PS24 | | 'Stover' nut - $\frac{5}{8}$ " U.N.F. (servais/special equipment) | | - | 6 | 6 |

| Illustration Reference | Part Number | Description | Next Assembly | Quantity | |
|--|-------------|--|---------------|----------|----------|
| | | | | S2 | S2 Coupé |
| POWER TRAIN SECTION (continued) | | | | | |
| EXHAUST SYSTEM (continued) | | | | | |
| PS25 | | Plain washer — $\frac{5}{16}$ " dia. (servais/ special equipment) | | - | 6 6 |
| PS26 | | Plain washer — $\frac{5}{16}$ " dia. × 1" O.D./ | | - | 4 4 |

) FILE NOT TO BE REDISTRIBUTED FOR PROFIT

ORIGINAL COPYRIGHT HOLDER LOTUS CARS LIMITED 1966

EA

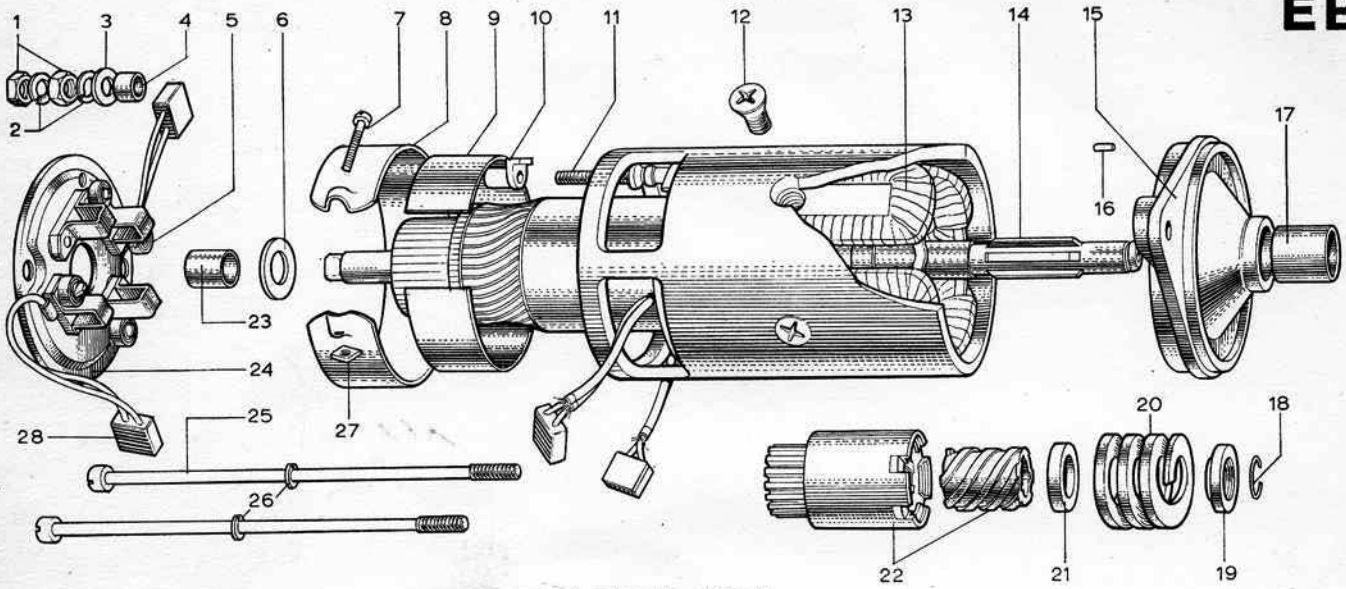


ELECTRICAL SYSTEM

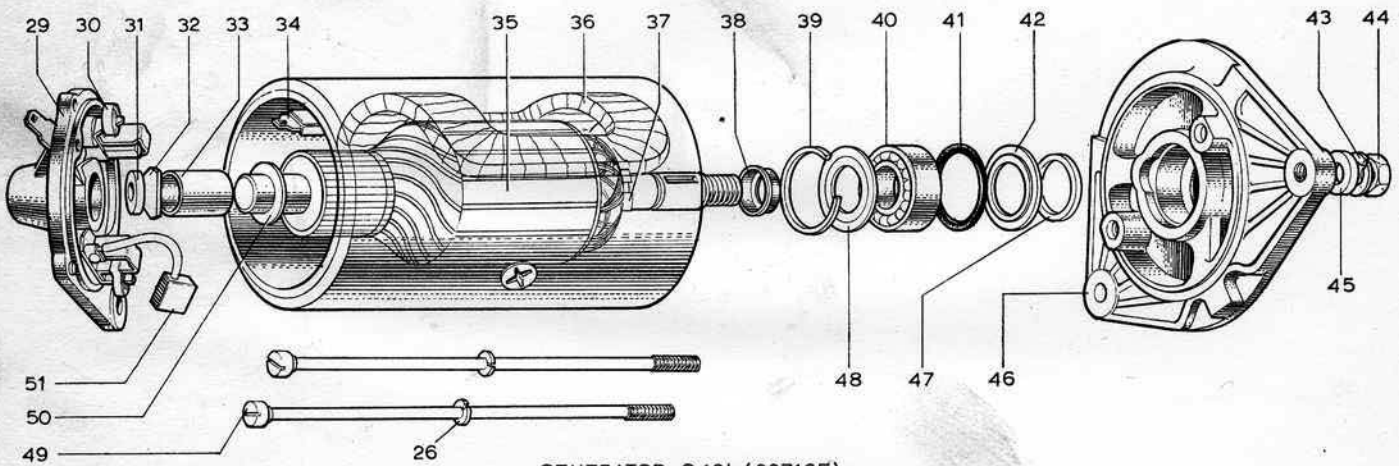
| Illustration Reference | Part Number | Description | Next Assembly | Quantity | | |
|---------------------------|-----------------|--|---------------|----------|----|-------|
| | | | | S1 | S2 | Coupe |
| ELECTRICAL SECTION | | | | | | |
| ELECTRICAL SYSTEM | | | | | | |
| EA20 | 26 M 704 | Main loom | | 1 | 1 | — |
| | | Clip (headlamp cable to body) | | 2 | 2 | 2 |
| | | Screw (clip to body) — No. 6 × ½" long | | 2 | 2 | 2 |
| | | Spring nut — No. 6 | | 2 | 2 | 2 |
| | 26 M 052 | Loom (foot dipper switch) — L.H.D. | | 1 | 1 | 1 |
| EA2 | 26 M 703 | Wiring (rear lamp) | | 1 | 1 | — |
| | A26 M 706 | H.T. ignition set | | 1 | 1 | 1 |
| EA30 | 26 M 050 | Lead (distributor to spark plug No. 4) and suppressor assembly — 20½" long | A26M706 | 1 | 1 | 1 |
| EA29 | 26 M 050A | Lead (distributor to spark plug No. 3) and suppressor assembly — 21½" long | A26M706 | 1 | 1 | 1 |
| EA28 | 26 M 050B | Lead (distributor to spark plug No. 2) and suppressor assembly — 28½" long | A26M706 | 1 | 1 | 1 |
| EA27 | 26 M 050C | Lead (distributor to spark plug No. 1) and suppressor assembly — 29½" long | A26M706 | 1 | 1 | 1 |
| EA31 | A26 M 048 | Lead (coil to distributor) — suppressed | A26M706 | 1 | 1 | 1 |
| EA32 | (F) AG32 | Spark plug | | 4 | 4 | 4 |
| EAB | 6VTM29L | Battery — 'Exide Autofill' | | 1 | 1 | 1 |
| BB100 | 36 B 503 | Battery clamp channel | | — | — | 1 |
| BB121 | | Screw — ⅝" U.N.C. × ½" long | | — | — | 1 |
| BB98 | (F) 113E-5163 | Battery clamp — rear | | — | — | 1 |
| BB99 | | Screw — ⅝" U.N.C. × 2" long | | — | — | 1 |
| | | Shakeproof washer — ⅝" (battery mounting) | | — | — | 2 |
| EA10 | 26 M 040 | Lead (battery to earth) — R.H.D. | | 1 | 1 | — |
| | 26 M 041 | Lead (battery to earth) — L.H.D. | | 1 | 1 | — |
| | 36 M 040 | Lead (battery to earth) | | — | — | 1 |
| EA9 | 26 M 046 | Lead (battery to starter solenoid) | | 1 | 1 | — |
| | 36 M 046 | Lead (battery to starter solenoid) | | — | — | 1 |
| | | Bolt (lead terminals to battery) — ¼" × 1" long | | 2 | 2 | 2 |
| | | Nut — ¼" lock | | 2 | 2 | 2 |
| | | Lockwasher — ¼" dia. | | 2 | 2 | 2 |
| | | Washer — ¼" dia. | | 2 | 2 | 2 |
| | 720/1000 | Grommet (battery to starter solenoid lead to body) | | 1 | 1 | 1 |
| EA33 | 26 M 045 | Lead (starter solenoid to starter motor) | | 1 | 1 | 1 |
| | 26 M 039 | Lead (engine earth) | | 1 | 1 | 1 |
| | 26 M 038 | Lead (horn earth) | | 1 | 1 | 1 |
| | 26 B 023 | Breather (battery) assembly | | 1 | 1 | — |
| EA12 | 26 M 054 | Cable (courtesy light switch) | | 1 | 1 | 1 |
| EG27 | (M) FT300/12V | Unit (headlamp flasher) | | 1 | 1 | 1 |
| EG35 | | Screw (unit to body) — No. 10 × ½" long | | 1 | 1 | 1 |
| | | Spring nut — No. 10 | | 1 | 1 | 1 |
| EG28 | | Spring nut — No. 10 | | 1 | 1 | 1 |
| EL69 | (M) FT42/12V | Unit (direction indicator flasher) | | 1 | 1 | 1 |
| EG33 | (C) R124/14 | Relay (headlamp flasher) | | 2 | 2 | 2 |
| | | Screw (relay to body) — No. 10 × ½" long | | 4 | 4 | 4 |
| | | Spring nut — No. 10 | | 4 | 4 | 4 |
| EG37 | (C) R246 | Relay (main headlamp) | | 1 | 1 | 1 |
| | | Screw (relay to body) — No. 10 × ½" long | | 2 | 2 | 2 |
| | | Spring nut — No. 10 | | 2 | 2 | 2 |
| | (L) 1035A34536B | Switch (foot dipper) assembly — L.H.D. | | 1 | 1 | 1 |
| | | Screw (dipper switch to body) — 2 B.A. × ¾" long | | 2 | 2 | 2 |
| | PT/B026/11/6 | Nut — 2 B.A. nyloc | | 2 | 2 | 2 |

| Illustration Reference | Part Number | Description | Next Assembly | Quantity | | | |
|---------------------------------------|-------------|--------------------------------|---|----------|----|-------|----|
| | | | | S1 | S2 | Coupé | |
| ELECTRICAL SECTION (continued) | | | | | | | |
| ELECTRICAL SYSTEM (continued) | | | | | | | |
| EA11 | LCS/43 | Washer - $\frac{3}{16}$ " dia. | | 4 | 4 | 4 | |
| | 26 | M 059 | Switch (courtesy light) | 2 | 2 | 2 | |
| | | | Packing (courtesy light switch) | ar | ar | ar | |
| | | | Screw (switch to body) - No. 6 $\times \frac{3}{8}$ " long | 4 | 4 | 4 | |
| | | | Spring nut - No. 6 | 4 | 4 | 4 | |
| | | X4 | Clip (harness) - $\frac{3}{8}$ " dia. - R.H.D. | 5 | 5 | 5 | |
| | | X4 | Clip (harness) - $\frac{3}{8}$ " dia. - L.H.D. | 3 | 3 | 3 | |
| | | | Screw (harness clip to body) - No. 6 $\times \frac{1}{2}$ " long | ar | ar | ar | |
| | | | Spring nut - No. 6 | ar | ar | ar | |
| | | X8 | Clip (harness) - $\frac{5}{8}$ " dia. | 6 | 6 | 6 | |
| | | | Screw (harness clip to body) - No. 10 $\times \frac{1}{2}$ " long | 6 | 6 | 6 | |
| | | | Spring nut - No. 10 | 6 | 6 | 6 | |
| | | HV3254 $\times \frac{5}{16}$ | Strip (cable binding) - perforated P.V.C. strip | ar | ar | ar | |
| | | OP 3255 | Collar stud | ar | ar | ar | |
| | | (S) 970T/LT02/3 | Radio assembly - Europe - optional extra | 1 | 1 | 1 | |
| | | (S) 972T/LT02/AW91 | Radio assembly - Canada and U.S.A. - optional extra | 1 | 1 | 1 | |
| | | 26 M 734 | Kit (suppression) - for use with non-standard radio | 1 | 1 | 1 | |
| | | 26 M 081 | Plate (engine screening) - rear | 26M736 | 1 | 1 | 1 |
| | | 26 M 083 | Plate (coil screening) | 26M736 | 1 | 1 | 1 |
| | | 26 B 374 | Edging strip | 26M736 | ar | ar | ar |
| | | 26 M 085 | Bond (coil screen) | 26M736 | 1 | 1 | 1 |
| | | | Screw (band to screening plate - No. 10 U.N.F. $\times \frac{1}{2}$ " long) | 26M736 | 1 | 1 | 1 |
| | | | Washer - $\frac{3}{16}$ " dia. | 26M736 | 1 | 1 | 1 |
| | | | Lockwasher - $\frac{3}{16}$ " dia. | 26M736 | 1 | 1 | 1 |
| | | 26 M 084 | Bond (aerial) | 26M736 | 1 | 1 | 1 |
| | | 26 M 086 | Bond (coil) | 26M736 | 1 | 1 | 1 |

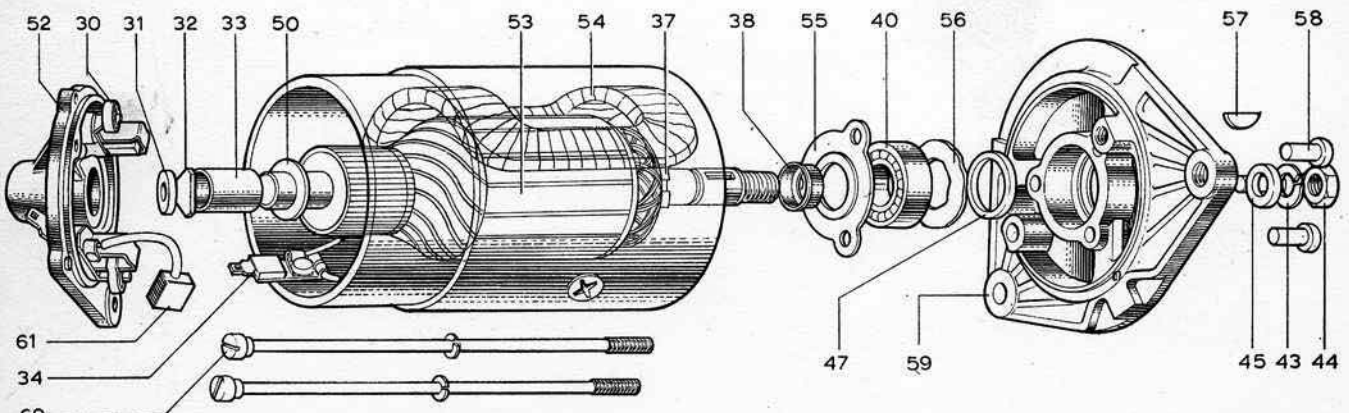
EB



STARTER MOTOR



GENERATOR C40L (22716E)



GENERATOR C40 (116E-10002)

GENERATORS AND STARTER MOTOR

| Illustration Reference | Part Number | Description | Next Assembly | Quantity | | |
|---------------------------------------|----------------------------|---|-----------------------------|----------|----|-------|
| | | | | S1 | S2 | Coupé |
| ELECTRICAL SECTION (continued) | | | | | | |
| GENERATOR | | | | | | |
| EA36 | (L) 22716E | Generator assembly | | 1 | - | - |
| EA36 | (F) 116E-10002 | Generator assembly | A26E701 | - | 1 | 1 |
| EB29 | (L) 54211125 | Plate (generator front) | 22716E | 1 | - | - |
| EB52 | (F) 116E-10129 | Plate (generator commutator end) | 116E-10002 | - | 1 | 1 |
| EB30 | (F) 109E-10068 | Spring (generator brush) | 22716E/116E-10129 | 2 | 2 | 2 |
| EB31 | (F) 105E-10147 | Felt (commutator end plate) | 22716E/116E-10129 | 1 | 1 | 1 |
| EB32 | (F) 105E-10115 | Retainer (felt) | 22716E/116E-10129 | 1 | 1 | 1 |
| EB33 | (F) EOTA-10128-B | Bush (commutator end bearing) | 22716E/116E-10129 | 1 | 1 | 1 |
| EB51 | (L) 54213117 | Brush set | 22716E | 1 | - | - |
| EB61 | (F) 109E-10043 | Brush set | 116E-10129 | 1 | 1 | 1 |
| EB34 | (L) 54211890 | Terminal assembly | 22716E/116E-10002 | 1 | 1 | 1 |
| EB35 | (L) 54213321 | Armature assembly | 22716E | 1 | - | - |
| EB53 | (F) 109E-10005 | Armature assembly | 116E-10002 | - | 1 | 1 |
| EB36 | (L) 54211803 | Field coil assembly | 22716E | 1 | - | - |
| EB54 | (F) 109E-10175 | Field coil assembly | 116E-10002 | - | 1 | 1 |
| EB37 | (F) E93A-10099 | Collar (armature) | 22716E/109E-10005 | 1 | 1 | 1 |
| EB38 | (F) E93A-10095 | Retainer (bearing ring) | 22716E/109E-10005 | 1 | 1 | 1 |
| EB39 | (L) | Circlip | 22716E | 1 | - | - |
| EB42 | (L) 229400 | Plate (bearing retaining) | 22716E | 1 | - | - |
| EB55 | (F) 116E-10098 | Plate (generator bearing re-tainer) | 22716E/116E-10138 | 1 | 1 | 1 |
| EB40 | (F) YE-10094 | Bearing (drive end) | 22716E/116E-10138 | 1 | 1 | 1 |
| EB49 | (L) | Pressure ring | 22716E | 1 | - | - |
| EB48 | (L) 229400 | Plate (generator bearing re-tainer) | 22716E | 1 | - | - |
| EB56 | (F) YE-10114 | Washer - corrugated | 116E-10138 | - | 1 | 1 |
| EB47 | (F) YE-10160 | Felt (drive end plate) | 22716E/116E-10138 | 1 | 1 | 1 |
| EB46 | (L) 54211095 | Plate (generator drive end) | 22716E | 1 | - | - |
| EB59 | (F) 116E-10138 | Plate (generator drive end) assembly | 116E-10002 | - | 1 | 1 |
| EB58 | (F) 117372-ES | Rivet | 116E-10138 | - | 3 | 3 |
| EB50 | (L) 1164736 | Washer (commutator thrust) | 22716E | 1 | - | - |
| EB49 | (L) 228335 | Bolt (generator through) | 22716E | 2 | - | - |
| EB60 | (F) 109E-10166 | Bolt (generator through) | 116E-10002 | - | 2 | 2 |
| EB26 | (F) 119269-ES4 | Washer | 22716E/116E-10002 | 2 | 2 | 2 |
| | (F) 105E-10130-B | Pulley (generator drive) | | 1 | 1 | 1 |
| EB45 | (F) 105E-10097 | Spacer (generator pulley) | | 1 | 1 | 1 |
| EB44 | (F) 34690-S7 | Nut (pulley to generator) | | 1 | 1 | 1 |
| EB43 | (F) 118209-ES | Lockwasher | | 1 | 1 | 1 |
| EB57 | (F) 74142-S7 | Key | | 1 | 1 | 1 |
| | (F) 304702-S2 | Bolt (generator to bracket) | | 2 | 2 | 2 |
| | (F) 34443-ES2A | Nut | | 2 | 2 | 2 |
| | 26 E 030 | Link (generator adjuster) | A26E701 | 1 | 1 | 1 |
| | (F) 20513-S7 | Bolt (link to timing case cover) - - $\frac{5}{16}$ " \times $1\frac{7}{8}$ " long | A26E701 | 1 | 1 | 1 |
| | | Nut - $\frac{5}{16}$ " 'stover' | A26E701 | 1 | 1 | 1 |
| | (F) 34746-ES | Washer - $\frac{5}{16}$ " | A26E701 | 1 | 1 | 1 |
| | (F) 20346-S7 | Bolt (link to generator) | A26E701 | 1 | 1 | 1 |
| | (F) 34806-S7 | Lockwasher | A26E701 | 1 | 1 | 1 |
| | (F) 44724-S7 | Washer | A26E701 | 1 | 1 | 1 |
| | (F) 105E-10151-B | Bracket (generator) | A26E701 | 1 | 1 | 1 |
| | (F) 304684-S7 | Bolt (bracket to cylinder block) | A26E701 | 2 | 2 | 2 |
| | (F) 34806-S7 | Lockwasher | A26E701 | 2 | 2 | 2 |

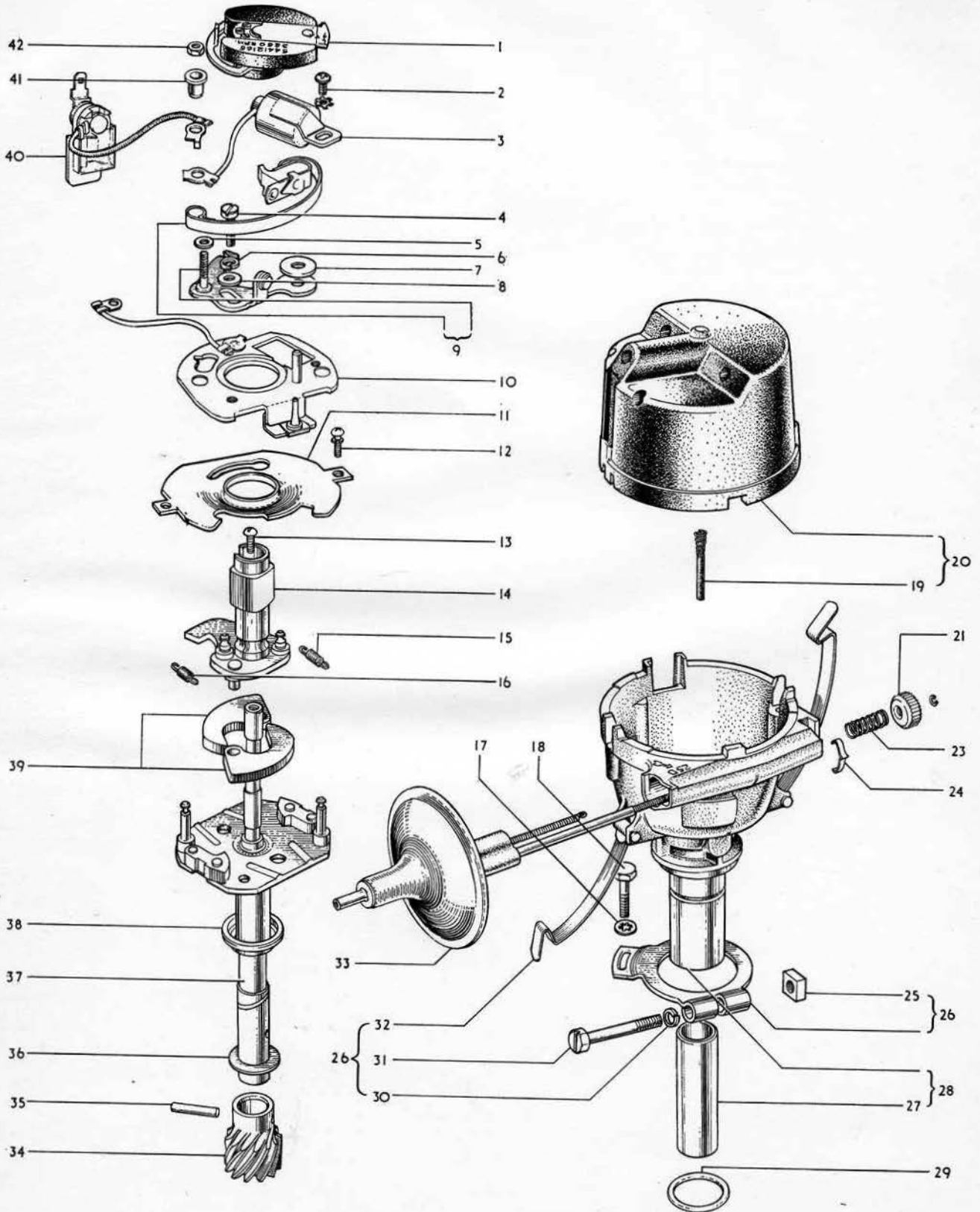
ORIGINAL COPYRIGHT HOLDER LOTUS CARS LIMITED 1966) FILE NOT TO BE REDISTRIBUTED FOR PROFIT

| Illustration Reference | Part Number | Description | Next Assembly | Quantity | | |
|---------------------------------------|------------------|--|---------------|----------|----|-------|
| | | | | S1 | S2 | Coupe |
| ELECTRICAL SECTION (continued) | | | | | | |
| STARTER MOTOR | | | | | | |
| EA35 . . . | (F) 105E-11001-C | Motor (starter) and drive assembly | | 1 | 1 | 1 |
| EB14 . . . | (F) 211E-11005-B | Armature (starter motor) assembly | 105E-11001-C | 1 | 1 | 1 |
| EB6 . . . | (F) 105E-11036 | Washer (commutator end plate thrust) | 105E-11001-C | 1 | 1 | 1 |
| EB26 . . . | (F) 105E-11049 | Plate (starter brush end) assembly | 105E-11001-C | 1 | 1 | 1 |
| EB23 . . . | (F) 105E-11052 | Bush (starter brush end bearing) | 105E-11001-C | 1 | 1 | 1 |
| EB28 . . . | (F) 105E-11057 | Kit (starter motor brush) | 105E-11001-C | 1 | 1 | 1 |
| EB5 . . . | (F) EOTA-11059-C | Spring (starter motor brush) | 105E-11001-C | 4 | 4 | 4 |
| EB13 . . . | (F) 204E-11081 | Coil (starter motor field) assembly | 105E-11001-C | 1 | 1 | 1 |
| EB9 . . . | (F) EOTA-11089 | Insulator (starter motor field coil) | EOTA-11125 | 1 | 1 | 1 |
| EB11 . . . | (F) 105E-11102 | Terminal (starter motor field coil) | 105E-11001-C | 1 | 1 | 1 |
| EB3 . . . | (F) 118153-ES7 | Washer (terminal) | 105E-11001-C | 1 | 1 | 1 |
| EB2 . . . | (F) 118152-ES7 | Lockwasher | 105E-11001-C | 2 | 2 | 2 |
| EB10 . . . | (F) 105E-11107-B | Bush (terminal insulating) - inner | 105E-11001-C | 1 | 1 | 1 |
| EB4 . . . | (F) E281-CQ-1 | Spacer (insulating bush) | 105E-11001-C | 1 | 1 | 1 |
| EB1 . . . | (F) 105E-11108 | Nut (starter field terminal) | 105E-11001-C | 2 | 2 | 2 |
| EB8 . . . | (F) EOTA-11125 | Band (starter motor cover) assembly | 105E-11001-C | 1 | 1 | 1 |
| EB7 . . . | (F) 118676-ES | Screw (cover band) | EOTA-11125 | 1 | 1 | 1 |
| EB27 . . . | (F) 117511-ES | Nut | EOTA-11125 | 1 | 1 | 1 |
| EB15 . . . | (F) 105E-11130-B | Plate (starter motor drive end) assembly | 105E-11001-C | 1 | 1 | 1 |
| EB16 . . . | (F) 7W-10088 | Dowel (drive end plate) | 105E-11001-C | 1 | 1 | 1 |
| EB17 . . . | (F) 105E-11135 | Bush (starter motor drive end plate) | 105E-11001-C | 1 | 1 | 1 |
| EB22 . . . | (F) E274-CQ-1 | Pinion (starter drive) assembly | 105E-11001-C | 1 | 1 | 1 |
| EB21 . . . | (F) EOTA-11365-B | Washer (starter drive retaining spring) | 105E-11001-C | 1 | 1 | 1 |
| EB20 . . . | (F) EOTA-11375 | Spring (starter motor drive main) | 105E-11001-C | 1 | 1 | 1 |
| EB19 . . . | (F) 105E-11392 | Cup (starter motor drive main spring) | 105E-11001-C | 1 | 1 | 1 |
| EB18 . . . | (F) E353-CQ-1 | Ring (starter motor drive retaining) | 105E-11001-C | 1 | 1 | 1 |
| EB12 . . . | (F) 118861-ES | Screw (starter pole piece to yoke) | 105E-11001-C | 4 | 4 | 4 |
| EB25 . . . | (F) E93A-10166-A | Bolt (starter motor frame through) | 105E-11001-C | 2 | 2 | 2 |
| EB26 . . . | (F) 119269-ES4 | Washer | 105E-11001-C | 2 | 2 | 2 |
| | (F) 20408-S7 | Bolt (starter motor to clutch housing) | | 2 | 2 | 2 |
| | (F) 34847-S7 | Lockwasher | | 2 | 2 | 2 |

) FILE NOT TO BE REDISTRIBUTED FOR PROFIT

ORIGINAL COPYRIGHT HOLDER LOTUS CARS LIMITED 1966

EC

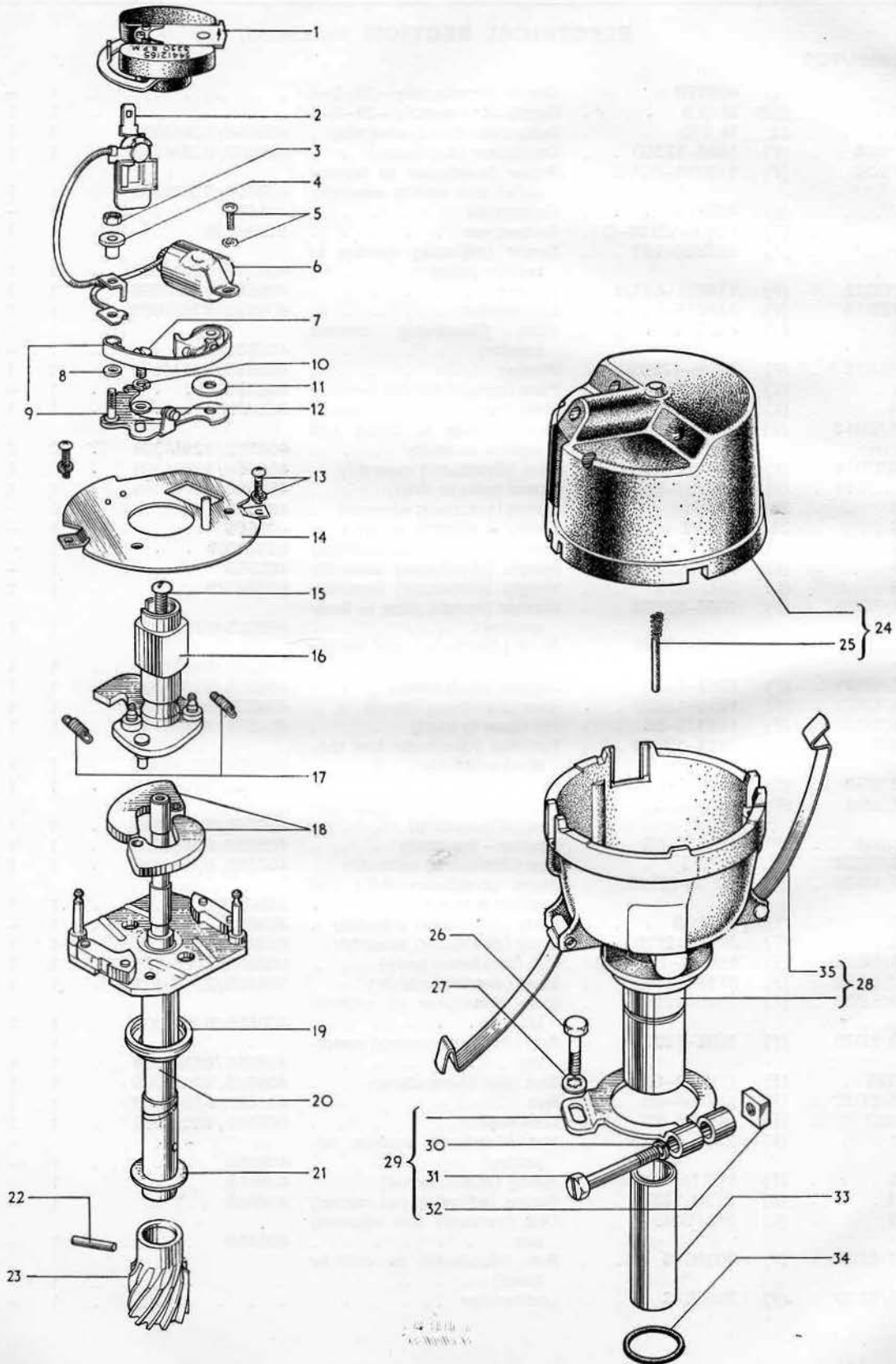


DISTRIBUTOR 25-D-4

ORIGINAL COPYRIGHT HOLDER LOTUS CARS LIMITED 1966

FILE NOT TO BE REDISTRIBUTED FOR PROFIT

ED



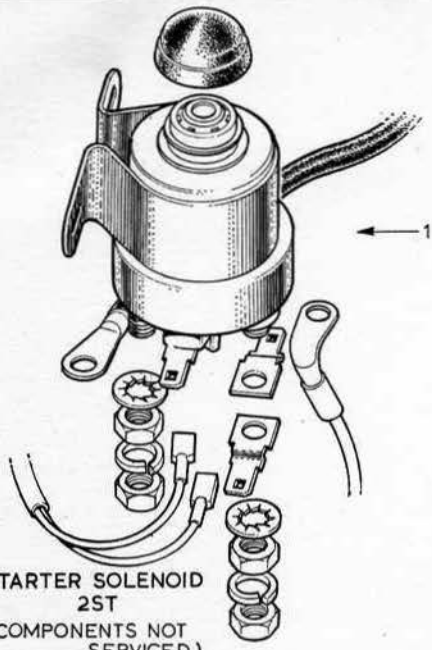
DISTRIBUTOR 23-D-4

| Illustration Reference | Part Number | Description | Next Assembly | Quantity | | |
|---------------------------------------|-------------|-------------------------|--|-------------------|----|-------|
| | | | | S1 | S2 | Coupé |
| ELECTRICAL SECTION (continued) | | | | | | |
| DISTRIBUTOR | | | | | | |
| | (L) | 40855B | Distributor assembly - 25-D-4 | | 1 | - - |
| EA34 | B26 | M 009 | Distributor assembly - 23-D-4 | | 1 | 1 1 |
| EC/D1 | 28 | M 070 | Rotor (distributor) assembly | 40855B/B26M009 | 1 | 1 1 |
| EC3/ED6 | (F) | 105E-12300 | Condenser (distributor) | 40855B/B26M009 | 1 | 1 1 |
| EC2/ED5 | (F) | 115725-ES7/8 | Screw (condenser to breaker plate) and washer assembly | 40855B/B26M009 | 1 | 1 1 |
| EC9 | (L) | 423153 | Contact set | 40855B | 1 | - - |
| ED9 | (F) | EOTA-12199-C | Contact set | B26M009 | 1 | 1 1 |
| EC4/ED7 | (F) | 995960-ES7 | Screw (adjusting bracket to breaker plate) | 40855B/B26M009 | 1 | 1 1 |
| EC8/ED12 | (F) | 118281-ES7/8 | Washer | 40855B/B26M009 | 1 | 1 1 |
| EC6/ED10 | (F) | 116017-ES7/8 | Lockwasher | 40855B/B26M009 | 1 | 1 1 |
| EC10 | (L) | 422318 | Plate (distributor contact breaker) | 40855B | 1 | - - |
| EC7/ED11 | (F) | E27N-19969 | Washer | 40855B/B26M009 | 1 | 1 1 |
| EC11 | (L) | 54412154 | Plate (contact breaker bearing) | 40855B | 1 | - - |
| ED14 | (L) | 54412436 | Plate (contact breaker bearing) | B26M009 | 1 | 1 1 |
| EC12/ED13 | (F) | 118681-ES7/8 | Screw (plate to body) and washer assembly | 40855B/B26M009 | 2 | 2 2 |
| EC14/ED16 | (L) | 424422 | Cam (distributor) assembly | 40855B/B26M009 | 1 | 1 1 |
| EC13/ED15 | (F) | 118937-ES7/8 | Screw (cam to shaft) | 40855B/B26M009 | 1 | 1 1 |
| EC15 | 28 | M 071 | Spring (automatic advance) | 40855B | 1 | - - |
| EC16 | 28 | M 072 | Spring (automatic advance) | 40855B | 1 | - - |
| ED17 | (L) | 54416337 | Spring set (automatic advance) | B26M009 | 1 | - - |
| EC39 | (L) | 54413922 | Weight (distributor) assembly | 40855B | 1 | - - |
| ED18 | (L) | 54413073 | Weight (distributor) assembly | B26M029 | 1 | 1 1 |
| EC38/ED19 | (F) | 105E-12239 | Washer (weight plate to body spacing) | 40855B/B26M009 | 1 | 1 1 |
| EC37/ED20 | (F) | 105E-12176 | Shaft (distributor) and weight plate assembly | 40855B/B26M009 | 1 | 1 1 |
| EC36/ED21 | (F) | E212-CQ-1 | Washer (shaft thrust) | 40855B/B26M009 | 1 | 1 1 |
| EC34/ED23 | (F) | 105E-12390 | Gear (distributor driven) | 40855B/B26M009 | 1 | 1 1 |
| EC35/ED22 | (F) | 116312-ES | Pin (gear to shaft) | 40855B/B26M009 | 1 | 1 1 |
| EC40/ED2 | (F) | 211E-12049 | Terminal (distributor low tension) assembly | 40855B/B26M009 | 1 | 1 1 |
| EC42/ED3 | (F) | 996306-ES | Nut | 40855B/B26M009 | 1 | 1 1 |
| EC41/ED4 | (F) | EOTA-12233-B | Bush (adjusting bracket terminal insulating) | 40855B/B26M009 | 1 | 1 1 |
| EC5/ED8 | (F) | 118116-ES | Washer - insulating | 40855B/B26M009 | 1 | 1 1 |
| EC20/ED24 | 28 | M 073 | Cap (distributor) assembly | 40855B/B26M009 | 1 | 1 1 |
| EC19/ED25 | (F) | EOTA-12122 | Brush (distributor H.T.) and spring assembly | 28M073 | 1 | 1 1 |
| EC28 | (L) | 10930B | Body (distributor) assembly | 40855B | 1 | - - |
| ED28 | (F) | 211E-12130 | Body (distributor) assembly | B26M009 | 1 | 1 1 |
| EC32/ED35 | (F) | EOTTA-12144-B | Clip (distributor body) | 10930B/211E-12130 | 2 | 2 2 |
| EC27/ED33 | (F) | 211E-12132 | Bush (distributor body) | 10930B/211E-12130 | 1 | 1 1 |
| EC29/ED34 | (F) | 204E-12143 | Seal (distributor to cylinder block) | 40855B/B26M009 | 1 | 1 1 |
| EC26/ED29 | (F) | 105E-12273 | Arm (distributor timing) assembly | 40855B/B26M009 | 1 | 1 1 |
| EC/D31 | (F) | 118763-ES | Bolt (distributor clamp) | 40855B/B26M009 | 1 | 1 1 |
| EC25/ED32 | (F) | 117596-ES | Nut | 40855B/B26M009 | 1 | 1 1 |
| EC/D30 | (F) | 118149-ES | Lockwasher | 40855B/B26M009 | 1 | 1 1 |
| EC21 | (F) | 213E-12396 | Nut (distributor vacuum adjusting) | 40855B | 1 | - - |
| EC23 | (F) | EOTTA-12398-A | Spring (adjusting nut) | 40855B | 1 | - - |
| EC24 | (F) | 213E-12373 | Spring (adjusting nut ratchet) | 40855B | 1 | - - |
| EC33 | (L) | 54415088 | Unit (vacuum) and adjusting arm | 40855B | 1 | - - |
| EC18/ED26 | (F) | 20308-S | Bolt (distributor to cylinder block) | | 1 | - - |
| EC17/ED27 | (F) | 34905-S | Lockwasher | | 1 | - - |

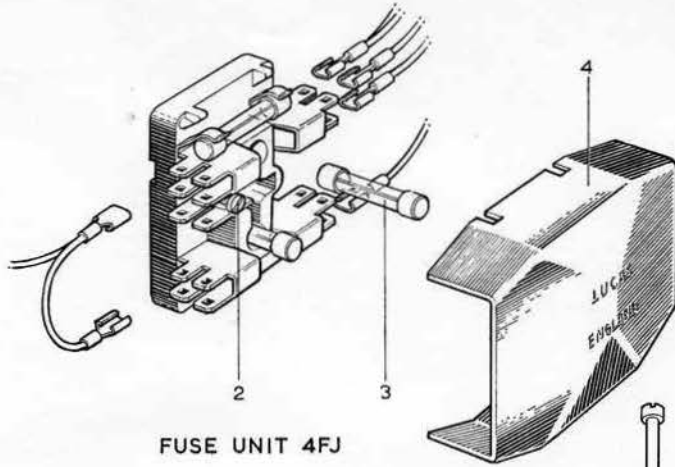
ORIGINAL COPYRIGHT HOLDER LOTUS CARS LIMITED 1966

FILE NOT TO BE REDISTRIBUTED FOR PROFIT

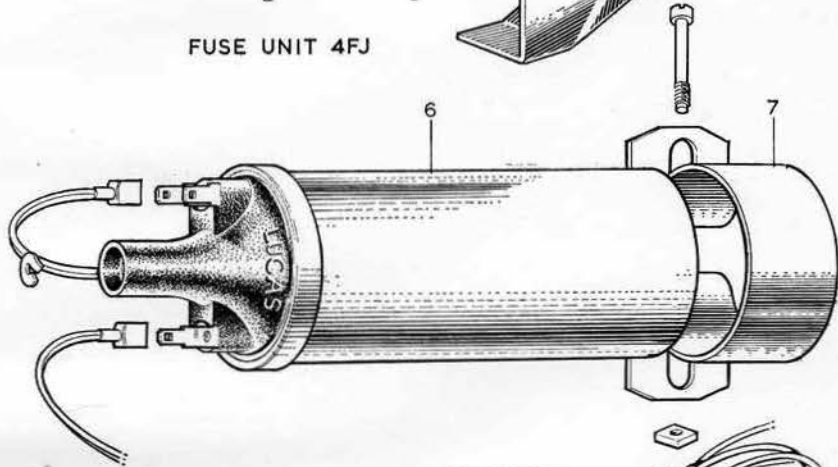
EE



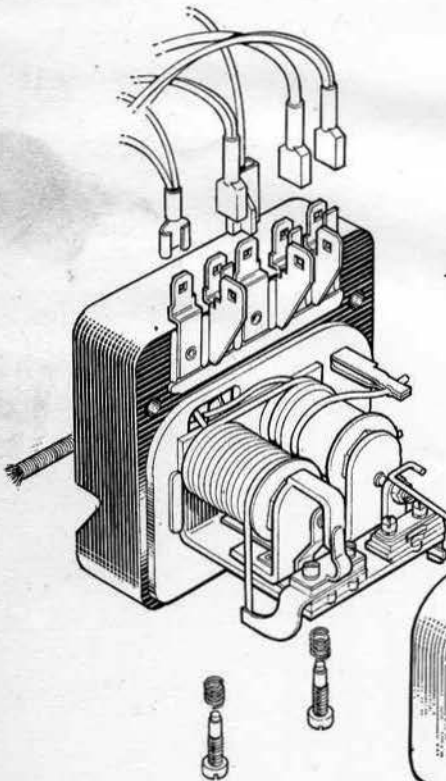
STARTER SOLENOID
2ST
(COMPONENTS NOT
SERVICED)



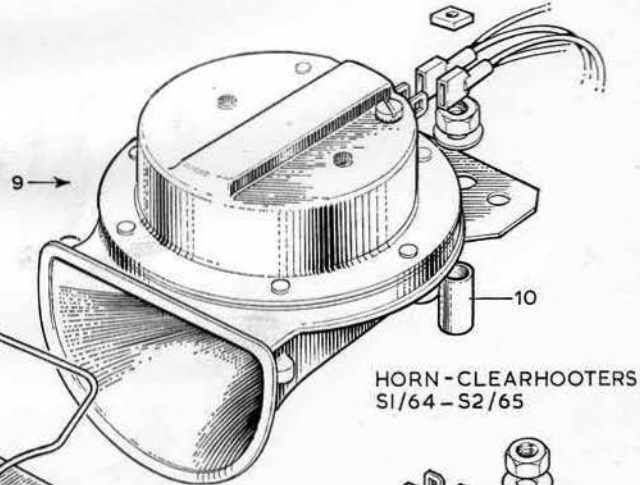
FUSE UNIT 4FJ



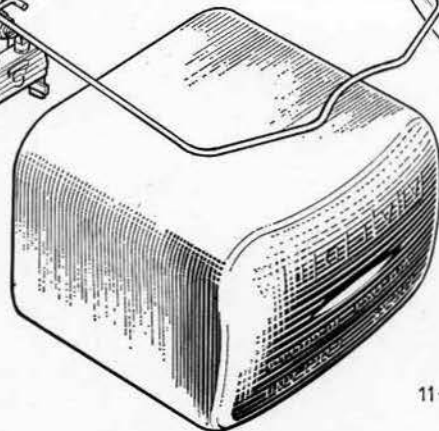
IGNITION COIL LA12



CONTROL BOX RB106-2
(COMPONENTS NOT SERVICED)



HORN - CLEARHOOTERS
SI/64 - S2/65



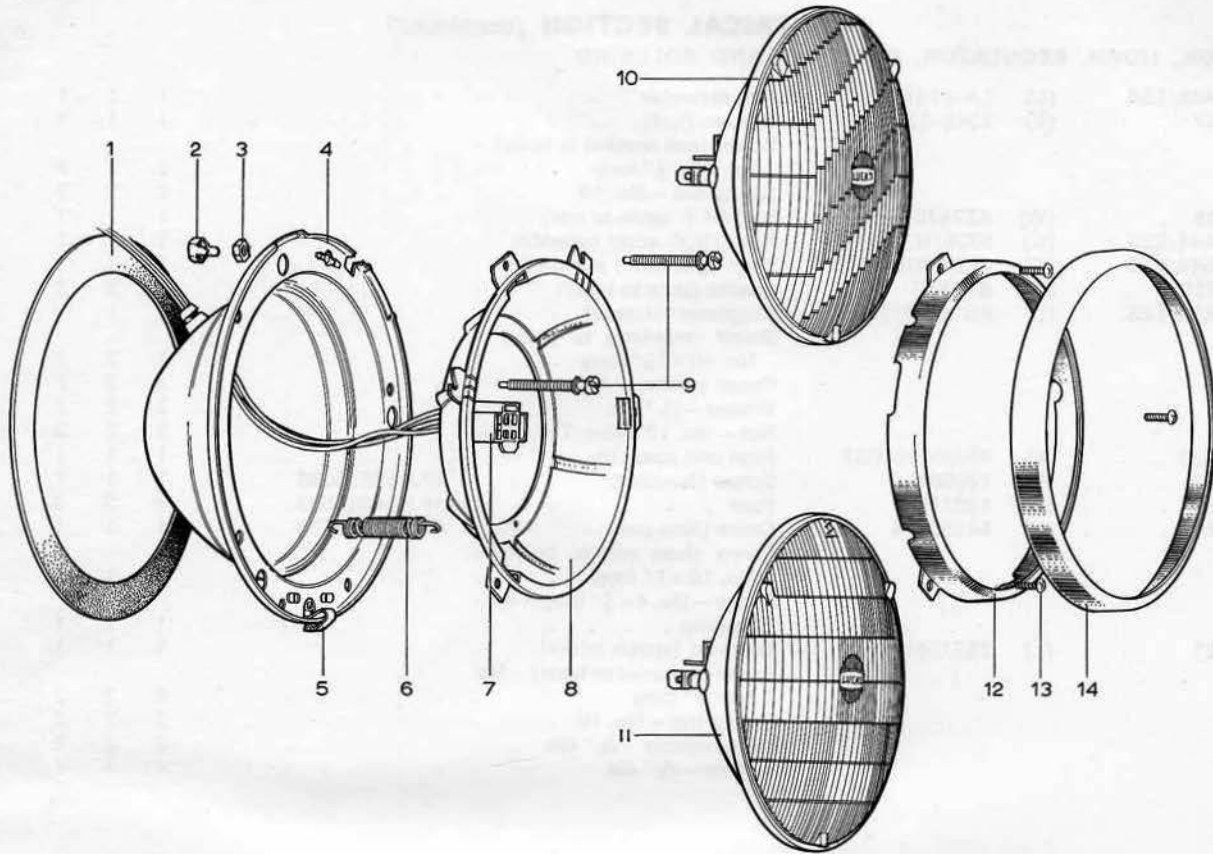
HORN - LUCAS 9H
SI/63

MISCELLANEOUS ELECTRICAL ASSEMBLIES - ENGINE COMPARTMENT

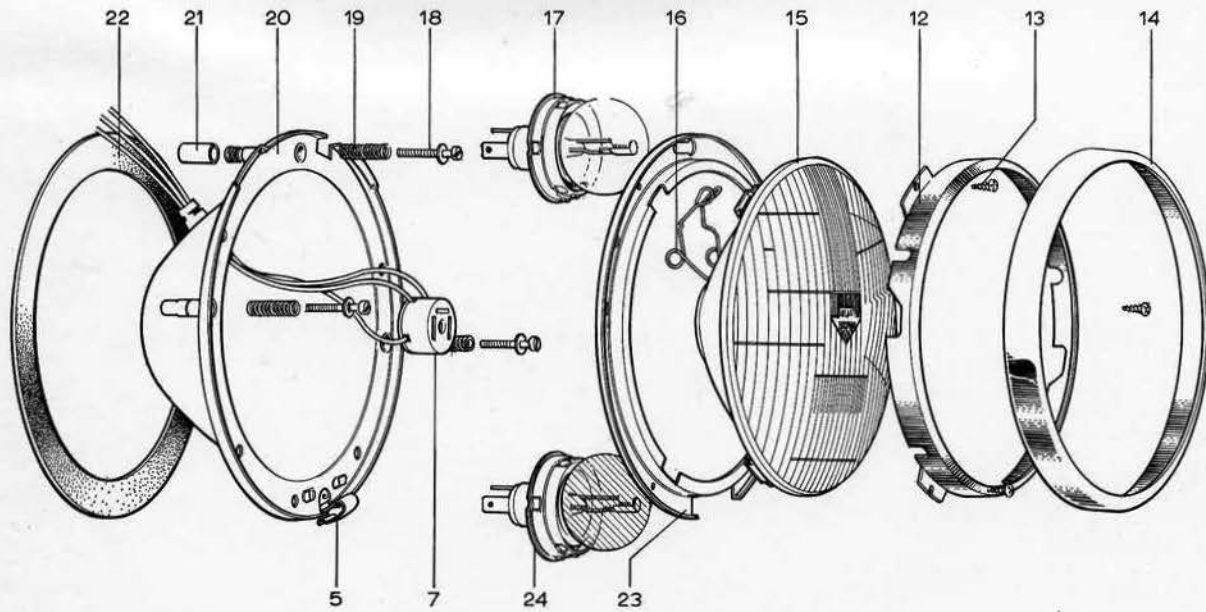
ORIGINAL COPYRIGHT HOLDER LOTUS CARS LIMITED 1966
FILE NOT TO BE REDISTRIBUTED FOR PROFIT

| Illustration Reference | Part Number | Description | Next Assembly | Quantity | | |
|---|-------------|----------------|--|--------------|----|-------|
| | | | | S1 | S2 | Coupé |
| ELECTRICAL SECTION (continued) | | | | | | |
| COIL, HORN, REGULATOR, FUSE BOX AND SOLENOID | | | | | | |
| EA26/EE6 | (L) | LA-1245111 | Coil assembly | 1 | 1 | 1 |
| EE7 | (F) | 204E-12027-E | Bracket (coil) | 1 | 1 | 1 |
| | | | Screw (coil bracket to body) - No. 10× $\frac{3}{4}$ " long | 2 | 2 | 2 |
| | | | Spring nut - No. 10 | 2 | 2 | 2 |
| EE5 | (W) | AZ7475 | Seal (H.T. cable to coil) | 1 | 1 | 1 |
| EA44/EE9 | (C) | F725/N/H/114E | Horn (high note) assembly | 1 | 1 | 1 |
| EA44/EE9 | (C) | F725/N/L/114E | Horn (low note) assembly | 1 | 1 | 1 |
| EE10 | 26 | B 403 | Spacer (horn to body) | 2 | 2 | 2 |
| EA19/EE8 | (L) | RB106/2/37290E | Regulator (voltage) | 1 | 1 | 1 |
| | | | Screw (regulator to body) - No. 10×1 $\frac{1}{2}$ " long | 2 | 2 | 2 |
| | | | Penny washer - $\frac{3}{16}$ " dia. | 2 | 2 | 2 |
| | | | Washer - $\frac{3}{16}$ " dia. | 2 | 2 | 2 |
| | | | Nut - No. 10 nyloc 'T' | 2 | 2 | 2 |
| EA21 | (L) | 4FJ/54038033 | Fuse unit assembly | 1 | 1 | 1 |
| EE2 | (L) | 120560 | Screw (terminal) | 4FJ/54038033 | 1 | 1 |
| EE3 | (L) | 188218 | Fuse | 4FJ/54038033 | 3 | 3 |
| EE4 | (L) | 54380114 | Cover (fuse unit) | 4FJ/54038033 | 1 | 1 |
| | | | Screw (fuse unit to body) - No. 10×1" long | 1 | 1 | 1 |
| | | | Screw - No. 4× $\frac{3}{4}$ " long - self-tapping | 1 | 1 | 1 |
| EE1 | (L) | 2ST/76464F | Solenoid (starter motor) | 1 | 1 | 1 |
| | | | Screw (solenoid to body) - No. 10× $\frac{1}{2}$ " long | 2 | 2 | 2 |
| | | | Spring nut - No. 10 | 2 | 2 | 2 |
| | | | Pennywasher - $\frac{3}{16}$ " dia. | 2 | 2 | 2 |
| | | | Washer - $\frac{3}{16}$ " dia. | 4 | 4 | 4 |

EF



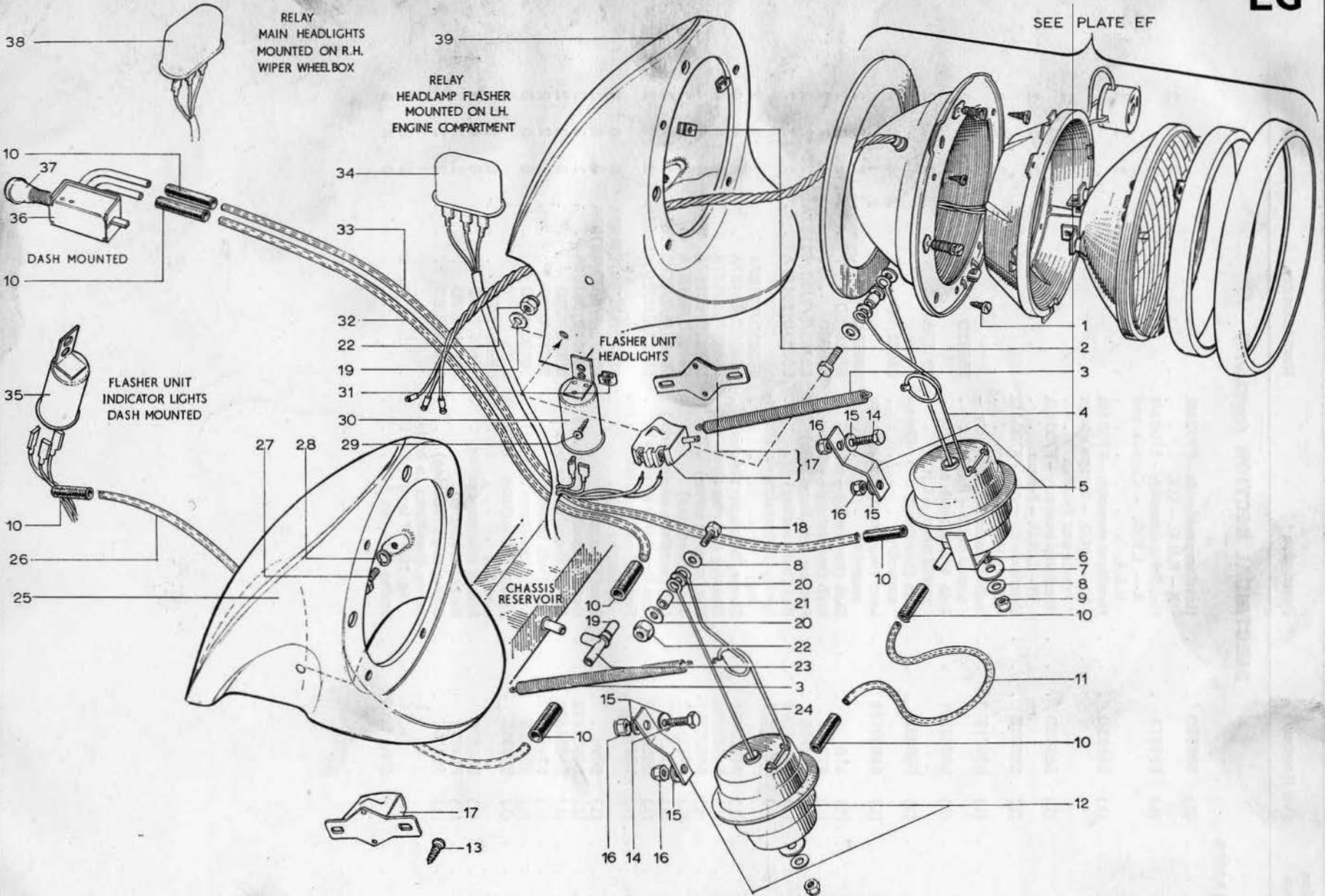
LAMP UNITS F700 MARK X



LAMP UNITS F700 MARK VI

HEADLAMP UNITS

| Illustration Reference | Part Number | Description | Next Assembly | Quantity | | |
|---------------------------------------|----------------------|---|-----------------------------|----------|----|-------|
| | | | | S1 | S2 | Coupé |
| ELECTRICAL SECTION (continued) | | | | | | |
| HEADLAMPS | | | | | | |
| EA43 | (L) 58683D | Headlamp assembly - F700 Mk X - R.H.D. - U.K. | | 2 | 2 | 2 |
| | (L) 59187A | Headlamp Assembly - F700 Mk X - L.H.D. - Canada and U.S.A. | | 2 | 2 | 2 |
| EA40 | (L) 58685D | Headlamp assembly - F700 Mk VI - L.H.D. - Europe except France and Sweden | | 2 | 2 | 2 |
| | (L) 58686D | Headlamp assembly - F700 Mk VI - L.H.D. - France | | 2 | 2 | 2 |
| | (L) 58688D | Headlamp assembly - F700 Mk VI - L.H.D. - Sweden | | 2 | 2 | 2 |
| EF10 | (L) 54521872 | Bulb (headlamp) assembly - sealed beam - R.H.D. | 58683D | 2 | 2 | 2 |
| EF11 | (L) 54522231 | Bulb (headlamp) assembly - sealed beam - L.H.D. | 59187A | 2 | 2 | 2 |
| EF15 | (L) 556452 | Lens (headlamp) and reflector assembly | 58685/6D | 2 | 2 | 2 |
| | (L) 54520148 | Lens (headlamp) and reflector assembly | 58688D | 2 | 2 | 2 |
| EF17 | (L) 410 | Bulb (headlamp) - clear | 58685/8D | 2 | 2 | 2 |
| EF24 | (L) 411 | Bulb (headlamp) - yellow | 58686D | 2 | 2 | 2 |
| EF7 | (L) 553738 | Adaptor (headlamp bulb) | 58683/5/6/8D/59187A | 2 | 2 | 2 |
| EF8 | (L) 54522086 | Rim (bulb seating) | 58683D/59187A | 2 | 2 | 2 |
| EF6 | (L) 54520514 | Spring (bulb seating rim attaching) | 58683D/59187A | 2 | 2 | 2 |
| EF9 | (L) 54520451 | Screw (headlamp trimmer) | 58683D/59187A | 4 | 4 | 4 |
| EF2 | (L) 54520550 | Housing (trimmer screw nut) | 58683D/59187A | 4 | 4 | 4 |
| EF3 | (L) 54520551 | Nut (trimmer screw) | 58683D/59187A | 4 | 4 | 4 |
| EF4 | (L) 54521913 | Body (headlamp) | 58683D/59187A | 2 | 2 | 2 |
| EF5 | (L) 54521637 | Clip (headlamp retaining rim) | 58683/5/6/8D/59187A | 2 | 2 | 2 |
| EF12 | (L) 54521224 | Rim (headlamp retaining) | 58683/5/6/8D/59187A | 2 | 2 | 2 |
| EF13 | (L) 186137 | Screw (headlamp retaining rim to seating rim) | 58683/5/6/8D/59187A | 6 | 6 | 6 |
| EF14 | (L) 8CP | Bezel (headlamp) | 58683/5/6/8D/59187A | 2 | 2 | 2 |
| EF1 | (L) 54521488 | Gasket (headlamp to body) | 58683D/59187A | 2 | 2 | 2 |
| EF22 | (L) 54521490 | Gasket (headlamp to body) | 58685/6/8D | 2 | 2 | 2 |
| EF23 | (L) 554871 | Rim (bulb seating) | 58685/6/8D | 2 | 2 | 2 |
| EF18 | (L) 554288 | Screw (headlamp trimmer) | 58685/6/8D | 6 | 6 | 6 |
| EF19 | (L) 552813 | Spring (headlamp trimmer screw) | 58685/6/8D | 6 | 6 | 6 |
| EF21 | (L) 554626 | Sleeve (trimmer sealing) | 58685/6/8D | 6 | 6 | 6 |
| EF20 | (L) 554872 | Body (headlamp) | 58685/6/8D | 2 | 2 | 2 |
| EF16 | (L) 556442 | Spring (bulb retaining) | 58685/6/8D | 2 | 2 | 2 |
| EG2 | | Screw (headlamp to body) - No. 10 x $\frac{7}{8}$ " long | | 8 | 8 | 8 |
| EG3 | SNU 1907 | Spring nut - No. 10 | | 8 | 8 | 8 |



HEADLAMP VACUUM AND OPERATING MECHANISM

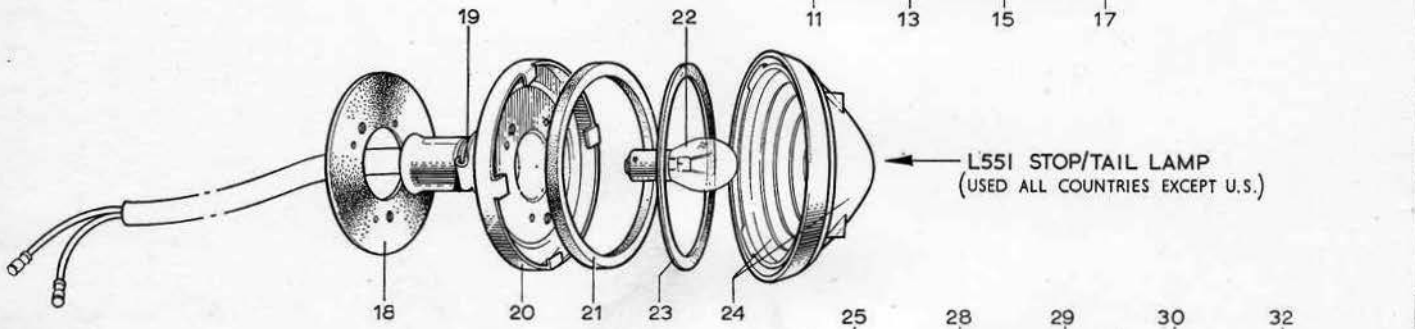
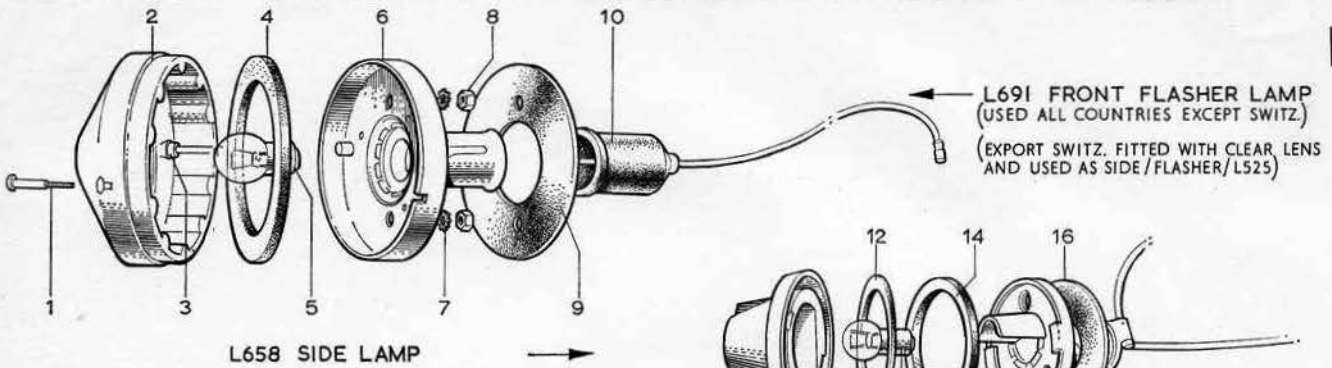
| Illustration Reference | Part Number | Description | Next Assembly | Quantity | | |
|---------------------------------------|------------------|---|---------------|----------|----|-------|
| | | | | S1 | S2 | Coupé |
| ELECTRICAL SECTION (continued) | | | | | | |
| HEADLAMP VACUUM SYSTEM | | | | | | |
| EG12 | 26 B 124 | Vacuum cylinder - R.H. - and mounting bracket | | 1 | 1 | 1 |
| EG5 | 26 B 123 | Vacuum cylinder - L.H. - and mounting bracket | | 1 | 1 | 1 |
| EG6 | | Screw (cylinder to body) - $\frac{1}{4} \times \frac{3}{4}$ " long | | 4 | 4 | 4 |
| EG9 | | Nut - $\frac{1}{2}$ " 'stover' | | 4 | 4 | 4 |
| EG8 | | Washer - $\frac{1}{4}$ " dia. | | 2 | 2 | 2 |
| EG7 | | Pennywasher - $\frac{1}{4}$ " dia. | | 2 | 2 | 2 |
| EG24 | 26 B 118 | Spring (headlamp return) - R.H. | | 1 | 1 | 1 |
| EG4 | 26 B 117 | Spring (headlamp return) - L.H. | | 1 | 1 | 1 |
| EG21 | 26 B 122 | Distance tube (return spring and vacuum cylinder rod to headlamp bowl) | | 2 | 2 | 2 |
| EG18 | | Bolt - $\frac{1}{4}$ " U.N.C. \times $1\frac{1}{4}$ " long | | 2 | 2 | 2 |
| EG22 | | Nut - $\frac{1}{2}$ " U.N.C. 'stover' | | 2 | 2 | 2 |
| EG8 | | Washer - $\frac{1}{2}$ " dia. | | 4 | 4 | 4 |
| EG20 | | Washer - $\frac{3}{8}$ " dia. | | 4 | 4 | 4 |
| EG3 | 753/2 | Spring | | 2 | 2 | 2 |
| EG17 | 1150A/2 | Switch (headlamp contact) | | 2 | 2 | 2 |
| EG3 | | Screw (switch to body) - No. $10 \times \frac{1}{2}$ " long | | 4 | 4 | 4 |
| | | Spring nut - No. 10 | | 4 | 4 | 4 |
| EG25 | 26 B 120 | Headlamp bowl - R.H. - G.F.R.P. | | 1 | 1 | 1 |
| EG39 | 26 B 119 | Headlamp bowl - L.H. - G.R.F.P. | | 1 | 1 | 1 |
| EG27 | | Screw (headlamp bowl to body) - $\frac{1}{4}$ " U.N.C. \times $1\frac{1}{2}$ " long | | 4 | 4 | 4 |
| EG28 | | Lockwasher - $\frac{1}{2}$ " dia. | | 4 | 4 | 4 |
| | | Screw (headlamp stop) - $\frac{1}{4}$ " U.N.C. \times $1\frac{1}{2}$ " long | | 2 | 2 | 2 |
| | | Screw - $\frac{1}{4}$ " U.N.C. \times $1\frac{1}{2}$ " long | | 2 | 2 | 2 |
| | | Locknut - $\frac{1}{4}$ " U.N.C. | | 4 | 4 | 4 |
| EG36 | 26 B 736 | Valve (headlamp operating) assembly | | 1 | 1 | 1 |
| EG37 | (F) 109E-11661-B | Knob (headlamp operating valve) | 26B736 | 1 | 1 | 1 |
| EG23 | 26 B 129 | Teepiece (non-return valve) | | 1 | 1 | 1 |
| EG19 | 26 B 125 | Adaptor | | 1 | 1 | 1 |
| EG32 | 26 B 131 | Pipe (nylon) - $\frac{5}{8}$ " \times 64" long - R.H.D. | | 1 | 1 | 1 |
| EG33 | 26 B 132 | Pipe (nylon) - $\frac{5}{8}$ " \times 61" long - R.H.D. | | 1 | 1 | 1 |
| EG11 | 26 B 133 | Pipe (nylon) - $\frac{5}{8}$ " \times 24" long | | 1 | 1 | 1 |
| EG26 | 26 B 130 | Pipe (nylon) - $\frac{5}{8}$ " \times 23" long | | 1 | 1 | 1 |
| | 26 B 109 | Pipe (nylon) - $\frac{5}{8}$ " \times 55" long - L.H.D. | | 1 | 1 | 1 |
| | 26 B 108 | Pipe (nylon) - $\frac{5}{8}$ " \times 57" long - L.H.D. | | 1 | 1 | 1 |
| EG10 | J 017 | Sleeve | | 8 | 8 | 8 |
| | X 4 | Clip (vacuum pipes to body) - 'P' | | 1 | 1 | 1 |
| | STC/06/08 | Screw (clip to body) - No. 6 | | 1 | 1 | 1 |
| | SNP 1212 | Spring nut - No. 6 | | 1 | 1 | 1 |
| | HV 2215A | Grommet (vacuum pipes to scuttle) | | 2 | 2 | 2 |
| EG1 | | Speed screw - No. $10 \times \frac{1}{2}$ " long (headlamp to headlamp bowl) | | 8 | 8 | 8 |
| EG2 | SNO 1907 | Speed nut - No. 10 | | 8 | 8 | 8 |
| EG14 | | Bolt - $\frac{1}{4}$ " U.N.C. \times $1\frac{1}{4}$ " - vacuum cylinder bracket to body | | 2 | 2 | 2 |

| Illustration Reference | Part Number | Description | Next Assembly | Quantity | | |
|---|-------------|---|---------------|----------|----|-------|
| | | | | S2 | S2 | Coupé |
| ELECTRICAL SECTION (continued) | | | | | | |
| HEADLAMP VACUUM SYSTEM (continued) | | | | | | |
| EG16 | | Nut — $\frac{1}{2}$ " U.N.C. 'stover' — vacuum cylinder bracket to body | | 4 | 4 | 4 |
| EG15 | | Washer — $\frac{1}{2}$ " dia — vacuum cylinder bracket to body | | 4 | 4 | 4 |
| EG30 | FT 300/12V | Headlamp flasher unit (Magnatex) | | 1 | 1 | 1 |
| EG29 | | Spire screw — No. 10 \times $\frac{1}{2}$ " long Pan head | | 1 | 1 | 1 |
| EG31 | | Spire nut — flat type — No. 10 | | 1 | 1 | 1 |
| EG34 | R124/14 | Relay — headlamp flasher | | 2 | 2 | 2 |
| | | Spire screw — No. 10 \times $\frac{1}{2}$ " long | | 4 | 4 | 4 |
| | | Spire nut — No. 10 | | 4 | 4 | 4 |
| EG35 | FT 42/12V | Direction flasher | | 1 | 1 | 1 |
| EG37 | 26 B 736 | Headlamp operating valve assembly | | 1 | 1 | 1 |
| EG38 | R 246 | Relay — main headlights | | 1 | 1 | 1 |

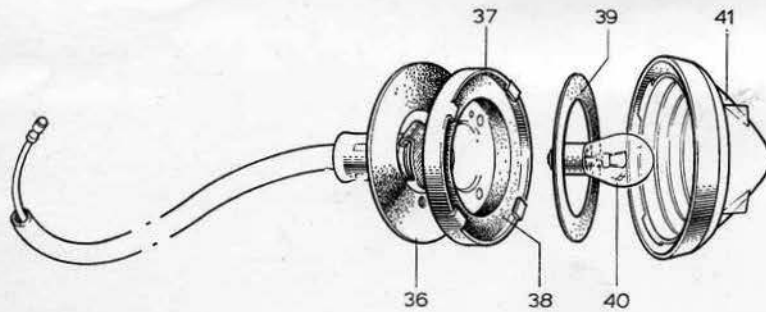
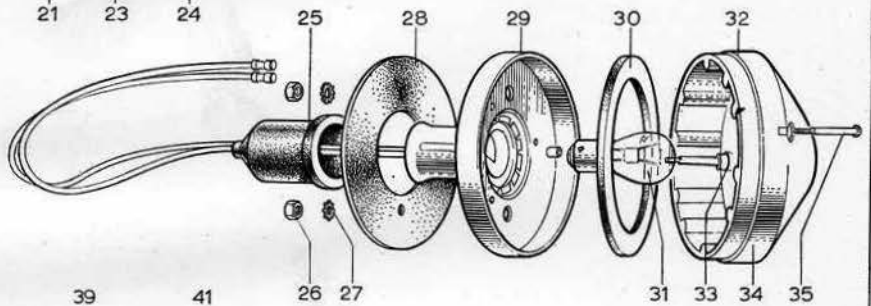
ORIGINAL COPYRIGHT HOLDER LOTUS CARS LIMITED 1966

FILE NOT TO BE REDISTRIBUTED FOR PROFIT

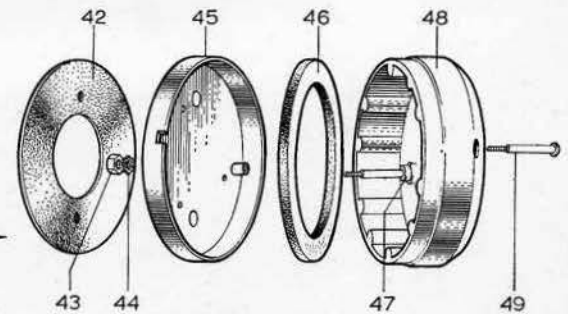
EH



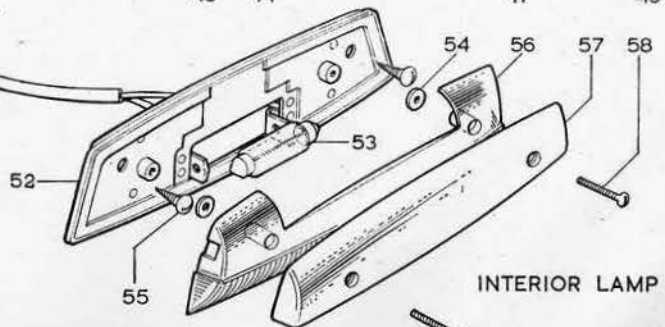
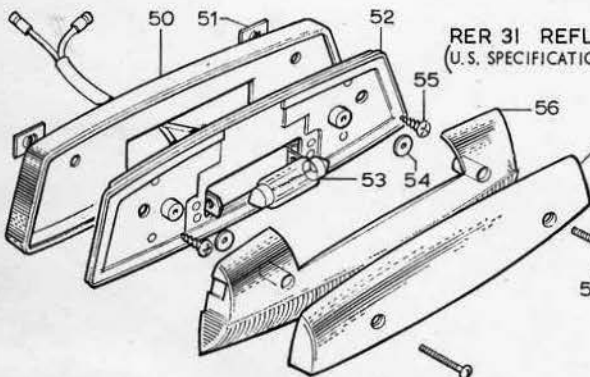
L692 STOP/TAIL LAMP UNIT
(U.S. SPECIFICATION ONLY)



L538/539 REAR FLASHER LAMP



RER 31 REFLECTOR UNIT
(U.S. SPECIFICATION ONLY)

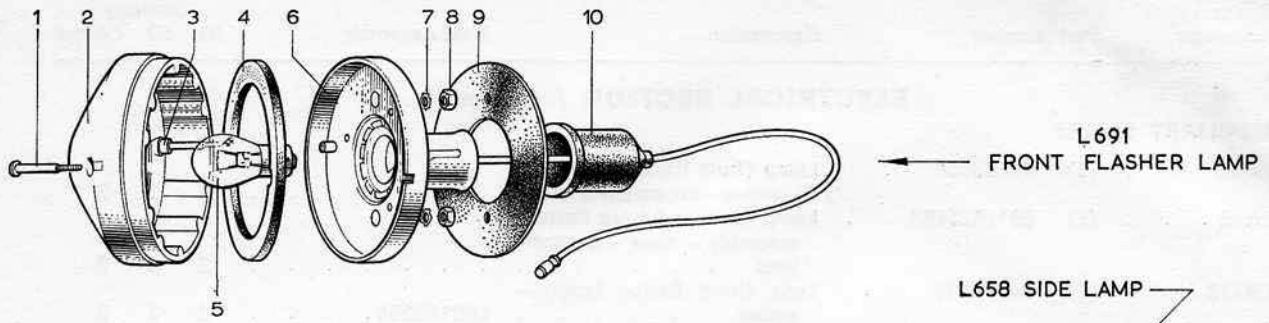


AUXILIARY LAMP UNITS - SI

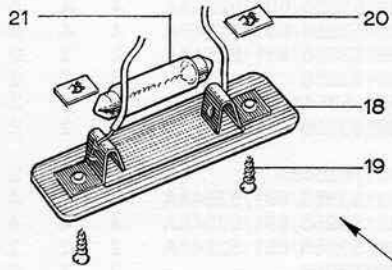
ORIGINAL COPYRIGHT HOLDER LOTUS CARS LIMITED 1966

FILE NOT TO BE REDISTRIBUTED FOR PROFIT

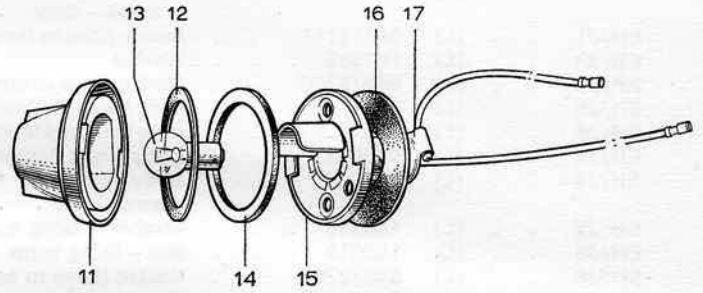
EJ



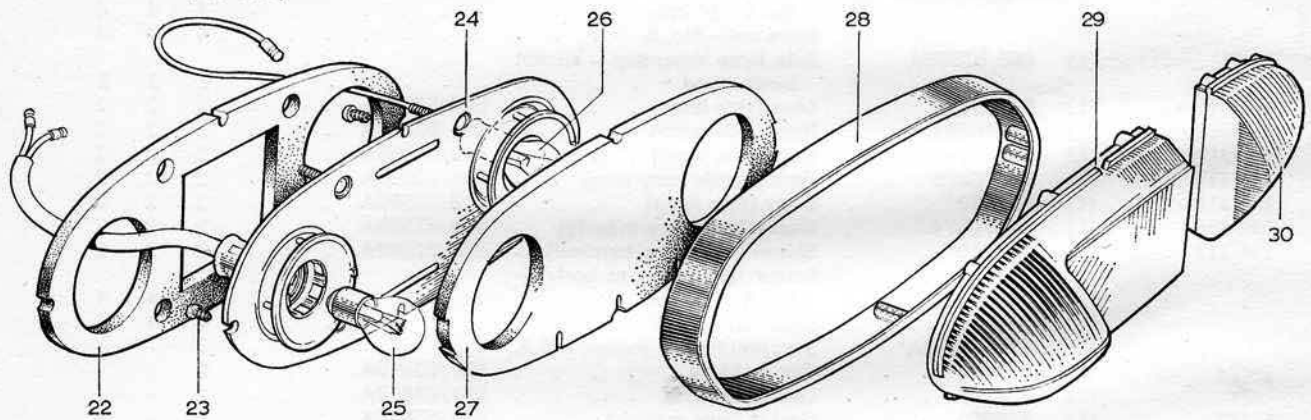
L691 FRONT FLASHER LAMP



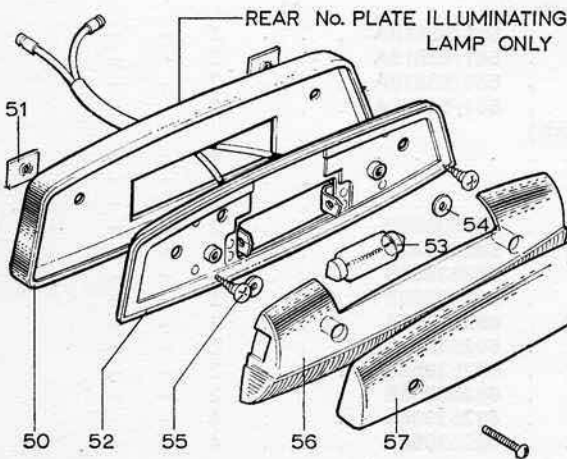
REAR NUMBER PLATE ILLUMINATING LAMP (COUPÉ)



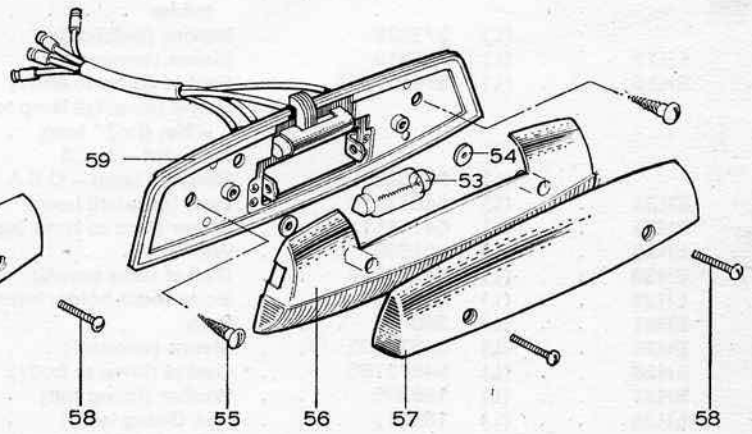
L658 SIDE LAMP



L694 STOP TAIL FLASHER & REFLECTOR LAMP UNIT



REAR NUMBER PLATE ILLUMINATING LAMP (S.2.) AND INTERIOR LAMP -S.2. & COUPÉ



MAP LIGHT-COUPÉ ONLY

AUXILIARY LAMP UNITS-S2 & COUPÉ

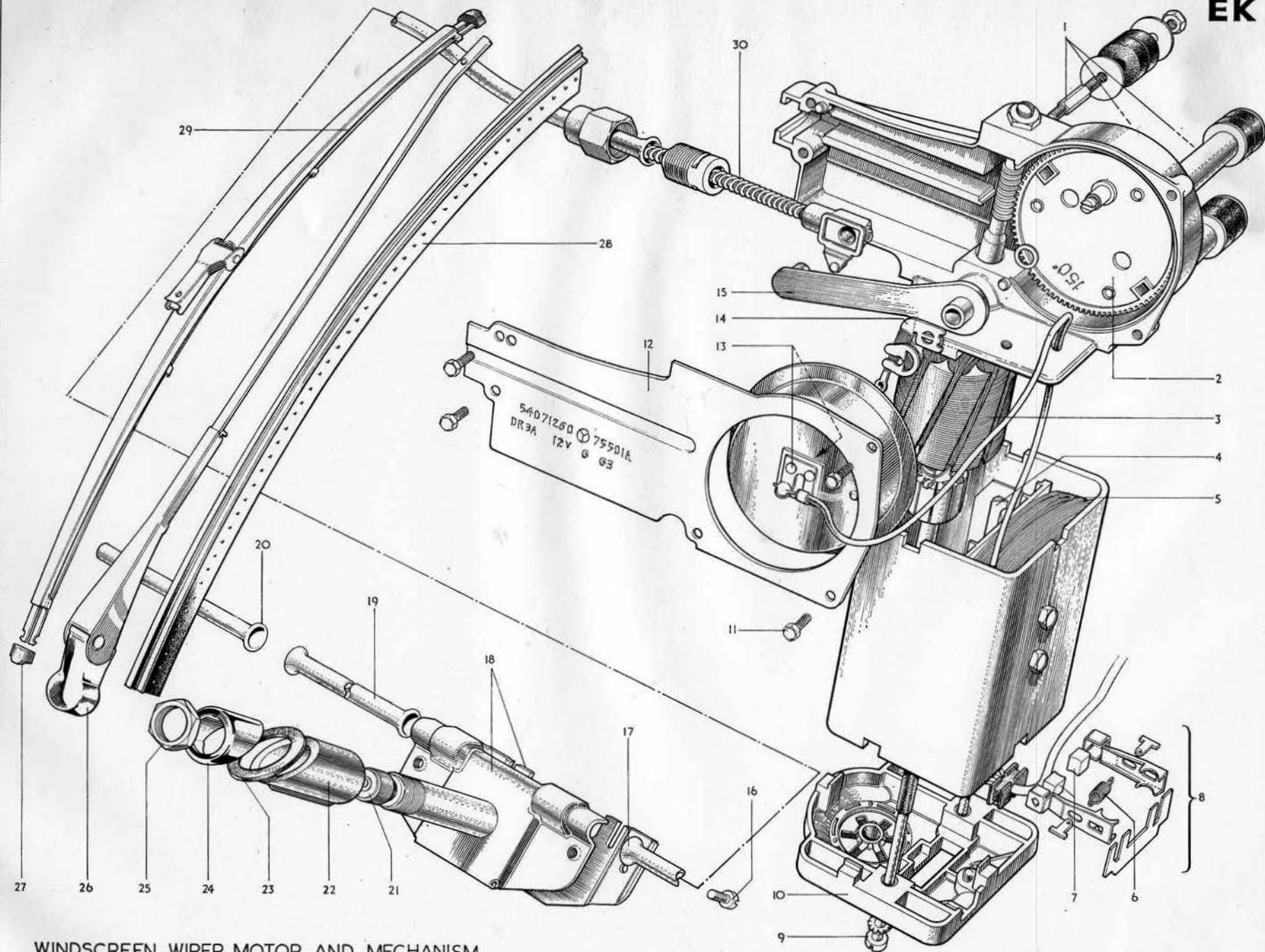
| Illustration Reference | Part Number | Description | Next Assembly | Quantity | | |
|---------------------------------------|-------------------------|--|-------------------------------|----------|----|-------|
| | | | | S1 | S2 | Coupé |
| ELECTRICAL SECTION (continued) | | | | | | |
| AUXILIARY LAMPS | | | | | | |
| EA42 . . . | (L) 69153956 . . . | Lamp (front flasher) assembly — amber — except Switzerland | | 2 | 2 | 2 |
| EA42 . . . | (L) 691/52548A . . . | Lamp (side and front flasher) assembly — clear — Switzer- land | | 2 | 2 | 2 |
| EH/J2 . . . | (L) 54572776 . . . | Lens (front flasher lamp) — amber | L69153956 | 2 | 2 | 2 |
| EH/J2 . . . | (L) 54572775 . . . | Lens (side and front flasher lamp) — clear | L691/52548A | 2 | 2 | 2 |
| EH/J1 . . . | (L) 54111111 . . . | Screw (lens to lamp body) | 69153956/691/52548A | 4 | 4 | 4 |
| EH/J3 . . . | (L) 161385 | Washer | 69153956/691/52548A | 4 | 4 | 4 |
| EH/J4 . . . | (L) 54572200 . . . | Gasket (lens to lamp body) | 69153956/691/52548A | 2 | 2 | 2 |
| EH/J5 . . . | (L) 382 | Bulb (front flasher) | 69153956 | 2 | 2 | 2 |
| EH/J5 . . . | (L) 380 | Bulb (side and front flasher) | 691/52548A | 2 | 2 | 2 |
| EH/J6 . . . | (L) 573832 | Body (front flasher lamp) | 69153956 | 2 | 2 | 2 |
| EH/J6 . . . | (L) 573828 | Body (side and front flasher lamp) | 691/52548A | 2 | 2 | 2 |
| EH/J7 . . . | (L) 188330 | Washer — fixing nut | 69153956/691/52548A | 4 | 4 | 4 |
| EH/J8 . . . | (L) 166019 | Nut — fixing lamp | 69153956/691/52548A | 4 | 4 | 4 |
| EH/J9 . . . | (L) 54572755 . . . | Gasket (lamp to body) | 69153956/691/52548A | 2 | 2 | 2 |
| EH/J10 . . . | (L) 54572247 . . . | Grommet (lamp cable) | 69153956 | 2 | 2 | 2 |
| EH/J10 . . . | (L) 54572202 . . . | Grommet (lamp cable) | 691/52548A | 2 | 2 | 2 |
| | | Screw (side lamp to body) — No. 6 × $\frac{3}{8}$ " long | | 4 | 4 | 4 |
| | | Spire nut — No. 6 | | 4 | 4 | 4 |
| EA41 . . . | (L) 658/52599A . . . | Side lamp assembly — except Switzerland | | 2 | 2 | 2 |
| EH/J11 . . . | (L) 54572689 . . . | Lens (side lamp) | 658/52599A | 2 | 2 | 2 |
| EH/J12 . . . | (L) 54570582 . . . | Ring (side lamp) | 658/52599A | 2 | 2 | 2 |
| EH/J13 . . . | (L) 989 | Bulb (side lamp) | 658/52599A | 2 | 2 | 2 |
| EH/J14 . . . | (L) 54570573 . . . | Gasket (side lamp lens) | 658/52599A | 2 | 2 | 2 |
| EH/J15 . . . | (L) 553780 | Body (side lamp) | 658/52599A | 2 | 2 | 2 |
| EH/J16 . . . | (L) 54570574 . . . | Gasket (side lamp to body) | 658/52599A | 2 | 2 | 2 |
| EH/J17 . . . | (L) 555910 | Sleeve (side lamp terminal) | 658/52599A | 2 | 2 | 2 |
| | | Screw (side lamp to body) — No. 6 × $\frac{1}{2}$ " long | | 4 | 4 | 4 |
| | | Spire nut — No. 6 | | 4 | 4 | 4 |
| | (L) 551/53819A . . . | Stop/tail lamp — except U.S.A. | | 2 | — | — |
| EH24 . . . | (L) 574615 | Rim and lens | 551/53819A | 2 | — | — |
| | (L) 574609 | Lens c/w reflex | 551/53819A | 2 | — | — |
| EH23 . . . | (L) 576805 | Gasket (lens seating) | 551/53819A | 2 | — | — |
| EH21 . . . | (L) 574616 | Gasket (lens sliding) | 551/53819A | 2 | — | — |
| EH22 . . . | (L) 380 | Bulb (stop/tail lamp) | 551/53819A | 2 | — | — |
| EH20 . . . | (L) 574620 | Body — complete with bulb- holder | 551/53819A | 2 | — | — |
| | (L) 573828 | Interior (bulbholder) | 551/53819A | 2 | — | — |
| EH19 . . . | (L) 555910 | Sleeve (terminal) | 551/53819A | 2 | — | — |
| EH18 . . . | (L) 574607 | Gasket (lamp to body) | 551/53819A | 2 | — | — |
| | | Screw (stop/tail lamp to body) — No. 6 × $\frac{3}{8}$ " long | | 4 | — | — |
| | | Spire nut — No. 6 | | 4 | — | — |
| | (L) 69253955B . . . | Stop/tail lamp — U.S.A. | | 2 | — | — |
| EH34 . . . | (L) 54572774 . . . | Lens (stop/tail lamp) | 69253955B | 2 | — | — |
| EH35 . . . | (L) 54111111 . . . | Screw (lens to lamp body) | 69253955B | 4 | — | — |
| EH33 . . . | (L) 161385 | Washer | 69253955B | 4 | — | — |
| EH30 . . . | (L) 54572200 . . . | Gasket (lens seating) | 69253955B | 2 | — | — |
| EH29 . . . | (L) 573828 | Body (bulb holder interior) | 69253955B | 2 | — | — |
| EH31 . . . | (L) 380 | Bulb | 69253955B | 2 | — | — |
| EH25 . . . | (L) 54572202 . . . | Sleeve (terminal) | 69253955B | 2 | — | — |
| EH28 . . . | (L) 54572755 . . . | Gasket (lamp to body) | 69253955B | 2 | — | — |
| EH27 . . . | (L) 188330 | Washer (fixing nut) | 69253955B | 4 | — | — |
| EH26 . . . | (L) 166019 | Nut (fixing lamp) | 69253955B | 4 | — | — |
| | | Screw (stop/tail lamp to body) — No. 6 × $\frac{3}{8}$ " long | | 4 | — | — |
| | | Spire nut — No. 6 | | 4 | — | — |
| EA6 | (L) 538/539/53626 . . . | Lamp, rear flasher | 539/52462A | 2 | — | — |
| EH41 | (L) 574267 | Lens and rim | 539/52462A | 2 | — | — |
| | (L) 574256 | Lens | 539/52462A | 2 | — | — |

| Illustration Reference | Part Number | Description | Next Assembly | Quantity | | |
|---------------------------------------|------------------|---|---------------|----------|----|-------|
| | | | | S1 | S2 | Coupé |
| ELECTRICAL SECTION (continued) | | | | | | |
| AUXILIARY LAMPS (continued) | | | | | | |
| EH40 | (L) 382 | Bulb (rear flasher lamp) | 539/52462A | 2 | - | - |
| EH39 | (L) 575640 | Gasket (lens seating) | 539/52462A | 2 | - | - |
| EH38 | (L) 574255 | Gasket (lens sliding) | 539/52462A | 2 | - | - |
| | (L) 574234 | Body - complete with bulbholder | 539/52462A | 2 | - | - |
| EH37 | (L) 573832 | Interior (bulbholder) | 539/52462A | 2 | - | - |
| EH36 | (L) 574231 | Gasket (lamp to body) | 539/52462A | 2 | - | - |
| | | Screw (rear flasher lamp to body) - No. 6 x $\frac{3}{8}$ " long | | 4 | - | - |
| | | Spire nut - No. 6 | | 4 | - | - |
| EA5 | (L) RER31/57137B | Reflex reflector unit (U.S. only) | | 2 | - | - |
| EH48 | (L) 54574454 | Lens (reflector) | RER31/57137B | 2 | - | - |
| EH49 | (L) 54111111 | Screw (lens to reflector body) | RER31/57137B | 2 | - | - |
| EH47 | (L) 161385 | Washer | RER31/57137B | 2 | - | - |
| EH46 | (L) 54572200 | Gasket (lens to reflector body) | RER31/57137B | 2 | - | - |
| EH45 | (L) 54572761 | Body (reflector) assembly | RER31/57137B | 2 | - | - |
| EH42 | (L) 54572755 | Gasket (reflector to body) | RER31/57137B | 2 | - | - |
| EH44 | (L) 188330 | Lockwasher (reflector to body) | RER31/57137B | 4 | - | - |
| EH43 | (L) 166019 | Nut | RER31/57137B | 4 | - | - |
| EA1 | 36 M 718 | Rear number plate illuminating lamp | | 1 | 1 | - |
| EH/J56 | | Lens (rear number plate lamp) | | 1 | 1 | - |
| EH/J57 | | Hood (lamp lens) | | 1 | 1 | - |
| EH/J53 | | Bulb | | 1 | 1 | - |
| EH/J52 | | Body (interior bulbholder) | | 1 | 1 | - |
| EH/J50 | | Gasket (lamp to body) | | 1 | 1 | - |
| EH/J58 | | Screw (lens to lamp body) | | 2 | 2 | - |
| EH/J54 | | Washer | | 2 | 2 | - |
| EH/J55 | ST/F/08/12 | Screw (number plate illuminating lamp to body) - No. 6 x $\frac{3}{8}$ " long | | 2 | 2 | - |
| EH/J51 | SNP 0176 | Spire nut - No. 6 | | 2 | 2 | - |
| EA17 | (LB) 62901 | Interior lamp | 26M056 | 1 | 1 | 2 |
| EH/J56 | | Lens (interior lamp) | | 1 | 1 | 2 |
| EH/J57 | | Hood (lamp lens) | | 1 | 1 | 2 |
| EH/J53 | | Bulb | | 1 | 1 | 2 |
| EH/J52 | | Body (interior bulbholder) | | 1 | 1 | 2 |
| EH/J58 | | Screw (lens to lamp body) | | 2 | 2 | 4 |
| EH/J54 | | Washer | | 2 | 2 | 4 |
| EH/J55 | | Wood screw (interior lamp to dashboard) - No. 6 x $\frac{1}{2}$ " | | 2 | 2 | - |
| | | Screw (interior lamp to quarter trim panels) - No. 4 x $\frac{5}{8}$ " long | | - | - | 4 |
| | (LB) 60115 | Map light | | - | - | 1 |
| | | Screw (self tap) - No. 6 x $\frac{1}{2}$ " long - map light to instrument panel | | - | - | 2 |
| | (LB) 6492 | Rear number plate illuminating lamp | 36M718 | - | - | 2 |
| EJ18 | | Body (bulbholder and lens assembly) | | - | - | 2 |
| EJ21 | | Bulb (rear number plate illuminating lamp) | | - | - | 2 |
| EJ19 | | Screw (lamp to boot lid) - No. 8 x $\frac{3}{4}$ " long | | - | - | 4 |
| EJ20 | SNP 0176 | Spire nut - No. 8 | | - | - | 4 |
| | S.I.C.1521 | Grommet (number plate lamp cable to lid) | | - | - | 1 |
| | K14(8)CB | Rear number plate illuminating lamp - U.S.A. specification - Hella | | 1 | 1 | 2 |
| EA4 | (L) L69454151B | Lamp (rear, brake, flasher and reflector) assembly - R.H. | | - | 1 | 1 |
| EA3 | (L) L69454152B | Lamp (rear, brake, flasher and reflector) assembly - L.H. | | - | 1 | 1 |
| EJ29 | (L) 54574292 | Lens (rear and brake lights) | L69454151/2B | - | 2 | 2 |
| EJ30 | (L) 54574291 | Lens (flasher light) - amber | L69454151/2B | - | 2 | 2 |
| EJ28 | (L) 54572248 | Bezel (rear lamp) | L69454151/2B | - | 2 | 2 |

| Illustration Reference | Part Number | Description | Next Assembly | Quantity | | |
|---------------------------------------|--------------------|---------------------------------|--------------------|----------|----|-------|
| | | | | S1 | S2 | Coupé |
| ELECTRICAL SECTION (continued) | | | | | | |
| AUXILIARY LAMPS (continued) | | | | | | |
| EJ23 . . . | (L) 186137 . . . | Screw (bezel to rear lamp body) | L69454151/2B . . . | - | 8 | 8 |
| EJ27 . . . | (L) 54572404 . . . | Gasket (lens to lamp body) | L69454151/2B . . . | - | 2 | 2 |
| EJ24 . . . | (L) | Body (rear lamp) assembly | L69454151/2B . . . | - | 2 | 2 |
| EJ25 . . . | (L) 380 | Bulb (rear and brake light) | L69454151/2B . . . | - | 2 | 2 |
| EJ26 . . . | (L) 382 | Bulb (rear flasher light) | L69454151/2B . . . | - | 2 | 2 |
| EJ22 . . . | (L) 54572398 . . . | Gasket (rear lamp to body) | L69454151/2B . . . | - | 2 | 2 |

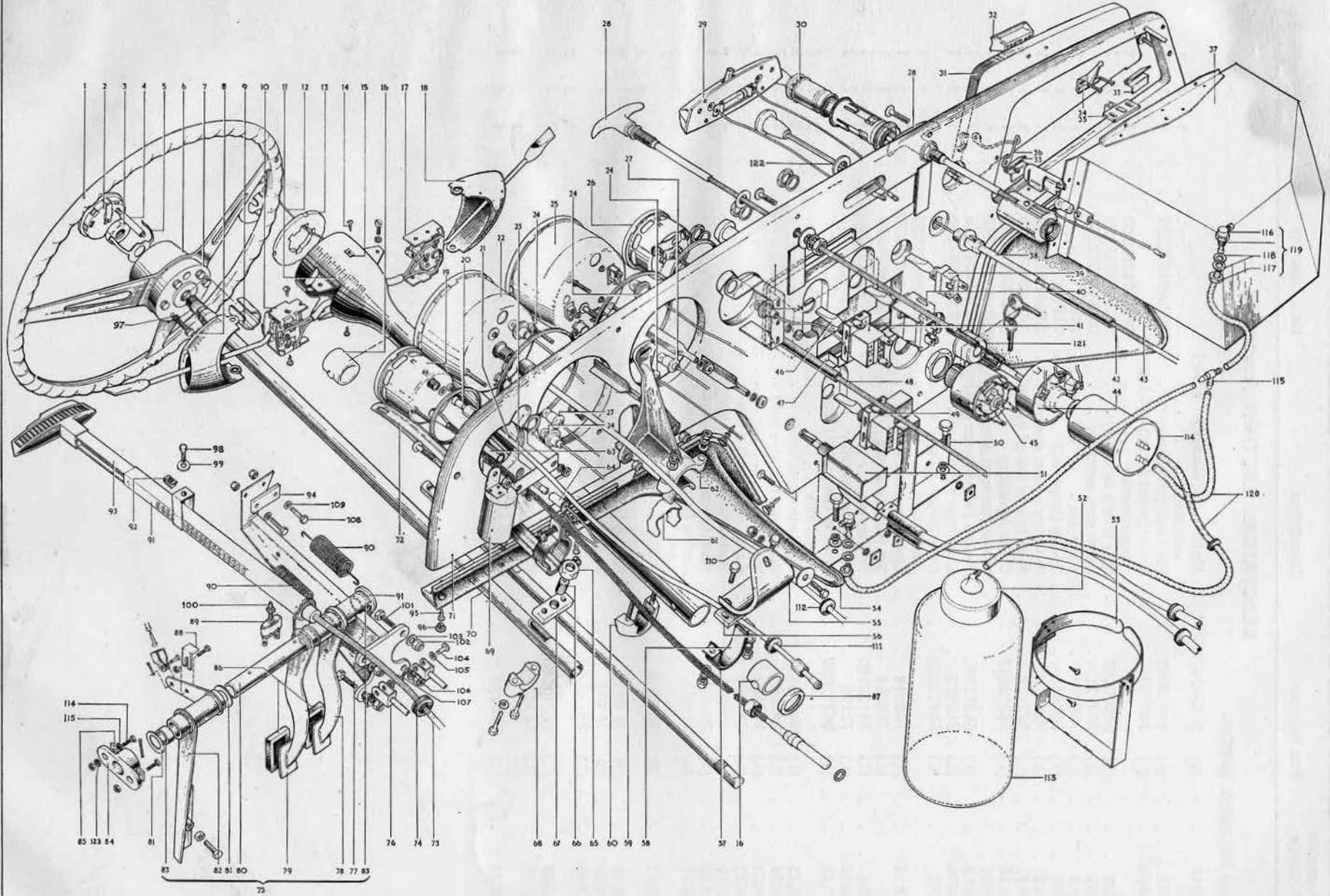
ORIGINAL COPYRIGHT HOLDER LOTUS CARS LIMITED 1966

FILE NOT TO BE REDISTRIBUTED FOR PROFIT



WINDSCREEN WIPER MOTOR AND MECHANISM

| Illustration Reference | Part Number | Description | Next Assembly | Quantity | | |
|---------------------------------------|------------------|---|---------------|----------|----|-------|
| | | | | S1 | S2 | Coupé |
| ELECTRICAL SECTION (continued) | | | | | | |
| WINDSCREEN WIPERS | | | | | | |
| EA18 | (L) DR3A54071260 | Motor (windscreen wiper) assembly | | 1 | 1 | 1 |
| EK5 | (L) 54713951 | Field coil (wiper motor) | DR3A54071260 | 1 | 1 | 1 |
| EK10 | (L) 745768 | Cover (wiper motor) and bearing assembly | DR3A54071260 | 1 | 1 | 1 |
| EK9 | (L) 54100606 | Bolt (cover to motor) | DR3A54071260 | 2 | 2 | 2 |
| EK8 | (L) 743171 | Brush gear assembly | DR3A54071260 | 1 | 1 | 1 |
| EK7 | (L) 729367 | Brush set | 743171 | 1 | 1 | 1 |
| EK6 | (L) 735631 | Spring (brush set) | 743171 | 1 | 1 | 1 |
| EK3 | (L) 743929 | Armature (wiper motor) | DR3A54071260 | 1 | 1 | 1 |
| EK1 | (L) 743176 | Stud (motor fixing) assembly | DR3A54071260 | 1 | 1 | 1 |
| EK12 | (L) 54712847 | Cover (gearbox) | DR3A54071260 | 1 | 1 | 1 |
| EK11 | | Screw (cover to gearbox) | DR3A54071260 | 4 | 4 | 4 |
| EK13 | (L) 54712982 | Switch (wiper motor parking) | DR3A54071260 | 1 | 1 | 1 |
| EK15 | (L) 745913 | Link (gear to rack) | DR3A54071260 | 1 | 1 | 1 |
| EK2 | (L) 54712920 | Gear (wiper motor) and shaft assembly | DR3A54071260 | 1 | 1 | 1 |
| EK14 | (L) 744314 | Spring (contact switch) | DR3A54071260 | 1 | 1 | 1 |
| | (L) 743049 | Set (sundry items) | DR3A54071260 | 1 | 1 | 1 |
| EK4 | (L) 54170190 | Connector | DR3A54071260 | 1 | 1 | 1 |
| EK18 | (L) 72774 | Wheelbox assembly | | 2 | 2 | 2 |
| EK21 | (L) 54713660 | Spindle (wheelbox) and gear assembly | 72774 | 2 | 2 | 2 |
| EK25 | (L) 54130691 | Nut (wheelbox fixing) | | 2 | 2 | 2 |
| EK24 | (L) 740961 | Bush (wheelbox) - front | | 2 | 2 | 2 |
| EK23 | (L) 740882 | Washer | | 2 | 2 | 2 |
| EK22 | (L) 744983 | Bush (wheelbox) - rear | | 2 | 2 | 2 |
| EK16 | (L) 156720 | Screw (wheelbox to body) | | 4 | 4 | 4 |
| EK30 | (L) 743221 | Rack (wiper motor) assembly | | 1 | 1 | 1 |
| EK17 | 26 M 010 | Casing (wiper motor to wheel- box) - 6-68" long | | 1 | 1 | 1 |
| EK17 | 26 M 010A | Casing (wiper motor to wheel- box) - 6-40" long | | 1 | 1 | 1 |
| EK19 | 26 M 011 | Casing (wheelbox to wheelbox) | | 1 | 1 | 1 |
| EK20 | 26 M 012 | Casing (wheelbox to end) | | 1 | 1 | 1 |
| EK26 | (L) 54710008 | Arm (windscreen wiper) assembly | | 2 | 2 | 2 |
| EK29 | (L) 54711283 | Blade (windscreen wiper) | | 2 | 2 | 2 |
| EK28 | (L) 54711781 | Rubber (windscreen wiper) and backing plate assembly | | 2 | 2 | 2 |
| EK27 | (L) 737916 | Cap (rubber retaining) | | 4 | 4 | 4 |



INSTRUMENT PANEL AND CONTROLS

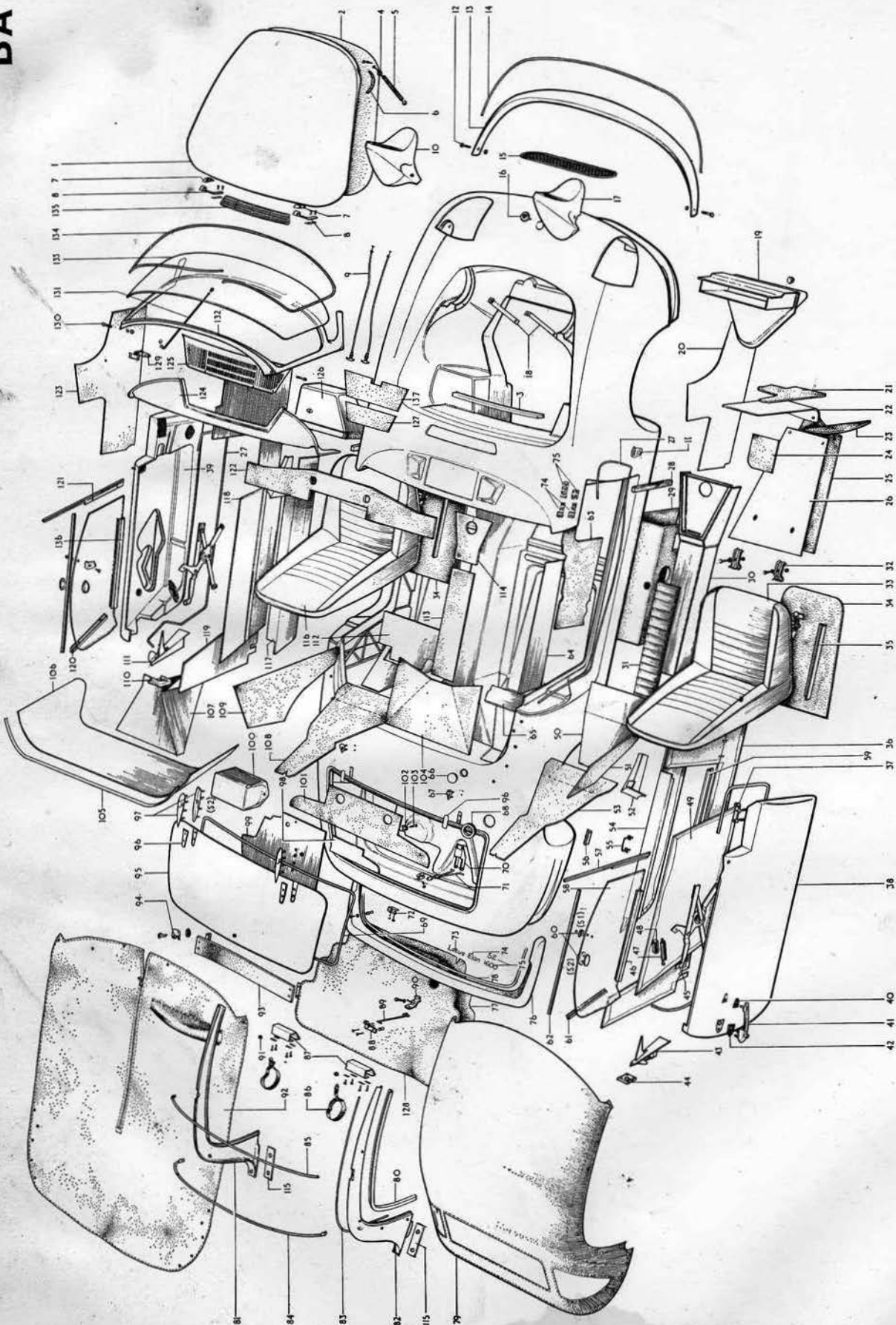
| Illustration Reference | Part Number | Description | Next Assembly | Quantity | | |
|---|------------------|--|---------------|----------|----|-------|
| | | | | S1 | S2 | Coupé |
| ELECTRICAL SECTION (continued) | | | | | | |
| INSTRUMENT PANEL, CONTROLS AND INSTRUMENTATION | | | | | | |
| EL71 | A26 B 238 | Instrument panel - R.H.D. | | 1 | 1 | - |
| | A26 B 237 | Instrument panel - L.H.D. | | 1 | 1 | - |
| EL71 | 36 B 238 | Instrument panel - R.H.D. | | - | - | 1 |
| | 36 B 237 | Instrument panel - L.H.D. | | - | - | 1 |
| EL50 | 26 B 732 | Bracket (heater and instrument panel mounting) assembly | | - | 1 | 1 |
| | 26 B 239 | Angle (instrument panel fixing) | | - | 1 | 1 |
| | | Screw (instrument panel upper fixing) - $\frac{5}{16}$ " \times $1\frac{1}{2}$ " long. | | 6 | 6 | 6 |
| | | Nut - $\frac{5}{16}$ " | | 6 | 6 | 6 |
| | | Washer - $\frac{5}{16}$ " fibre | | 6 | 6 | 6 |
| | | Lockwasher | | 6 | 6 | 6 |
| | ST/G/06/24 | Screw (instrument panel corner fixing) - No. 6 \times $1\frac{1}{2}$ " long | | 2 | 2 | 2 |
| | SNP 1212 | Spring nut - No. 6 | | 2 | 2 | 2 |
| | | Cup washer - No. 6 - chrome | | 2 | 2 | 2 |
| | | Screw (instrument panel lower fixing) - $\frac{1}{4}$ " \times 1 " long | | 4 | 4 | 4 |
| | | Nut - $\frac{1}{4}$ " | | 4 | 4 | 4 |
| | | Lockwasher - $\frac{1}{4}$ " | | 4 | 4 | 4 |
| | 36 B 562 | Bush (instrument panel fixing) | | - | - | 1 |
| EL10 | (L) CC933610A | Switch (direction indicator and headlamp flasher) assembly | | 1 | 1 | 1 |
| EL17 | (L) 71SA34403E | Switch (headlamp dipper) assembly | | 1 | 1 | 1 |
| EL45 | (L) 475A31953F | Switch (ignition and starter) assembly | | 1 | 1 | 1 |
| | 36 B 134 | Lockplate (starter switch) | | - | 1 | 1 |
| | 1/6545 | Barrel (ignition switch) | | 1 | 1 | 1 |
| EL49 | (L) 575A31788D | Switch (lighting) | | 1 | 1 | 1 |
| EL44 | (L) B95A34325K | Switch (windscreen wiper) assembly | | 1 | 1 | 1 |
| | 26 B 039 | Bezel (wiper switch) | | 1 | 1 | 1 |
| | MT 190 | Locking washer | | 1 | 1 | 1 |
| EL40 | (L) 4-R78438 | Switch (panel light) | | 1 | 1 | 1 |
| EL46 | (L) 575A31788D | Switch (interior lamp) | | 1 | 1 | 1 |
| EL30 | (M) 4E/5097/1813 | Lighter (cigarette) assembly | | 1 | 1 | 1 |
| | 26 M 714 | Lamp (handbrake warning) assembly - R.H.D. | | - | 1 | 1 |
| | 26 M 715 | Lamp (handbrake warning) assembly - L.H.D. | | - | 1 | 1 |
| | 26 M 716 | Holder (lamp) cover and bulb assembly | 26M714/5 | - | 1 | 1 |
| | (W) 82/132 | Cover (lamp) - red | 26M716 | - | 1 | 1 |
| EL64 | (W) 79/820 | Holder (lamp) | 26M716 | - | 1 | 1 |
| | | Bulb (peanut) - 12 volt, 2 watt | 26M716 | - | 1 | 1 |
| | 26 M 076 | Cable (fusebox to handbrake) - R.H.D. | 26M714 | - | 1 | 1 |
| | 26 M 077 | Cable (fusebox to handbrake) - L.H.D. | 26M715 | - | 1 | 1 |
| | 26 M 078 | Cable (handbrake switch to warning light) | 26M716 | - | 1 | 1 |
| | 26 M 079 | Cable (warning light to oil pressure/water temperature gauge) | 26M716 | - | 1 | 1 |
| | (L) B1893 | Switch - handbrake warning light | | - | 1 | 1 |
| | | Locknut - $\frac{1}{4}$ " dia. - switch to ratchet tube. | | - | - | 1 |
| EL23 | 26 N 002 | Strap (instrument fixing) and lampholder assembly | | 1 | 1 | 1 |
| EL22 | (S) SN6136/00 | Speedometer assembly - M.P.H. | | 1 | 1 | 1 |
| EL22 | (S) SM6136/01 | Speedometer assembly - K.P.H. | | 1 | 1 | 1 |
| EL110 | DF1104/00 | Cable (speedometer drive) assembly | | 1 | 1 | 1 |
| | (S) BG2402/03 | Gearbox (cable to gearbox) - right-angled | | 1 | 1 | 1 |
| EL25 | (S) RV12402/00 | Tachometer assembly | | 1 | 1 | 1 |

| Illustration Reference | Part Number | Description | Next Assembly | Quantity | | |
|---|-------------------|--|---------------|----------|----|-------|
| | | | | S1 | S2 | Coupé |
| ELECTRICAL SECTION (continued) | | | | | | |
| INSTRUMENT PANEL, CONTROLS AND INSTRUMENTATION (continued) | | | | | | |
| EL19 | (S) GD1500/89 | Gauge (water temperature and oil pressure) assembly | | 1 | 1 | 1 |
| EL21 | 26 N 016 | Pipe (oil gauge) - R.H.D. | | 1 | 1 | 1 |
| EL21 | 26 N 003 | Pipe (oil gauge) - L.H.D. | | 1 | 1 | 1 |
| EL20 | 26 N 004 | Adaptor (oil pipe gauge) | | 1 | 1 | 1 |
| EL111 | SIC2269 | Grommet (oil gauge) (pipe to scuttle) | | 1 | 1 | 1 |
| EL112 | HV2213A | Grommet (speedometer cable to scuttle) | | 1 | 1 | 1 |
| EL26 | (S) FG2530/171 | Gauge (fuel) assembly | | 1 | 1 | 1 |
| | 26 B 770 | Kit (windscreen washer) assembly - R.H.D. | | 1 | 1 | 1 |
| | 26 B 769 | Kit (windscreen washer) assembly - L.H.D. | | 1 | 1 | 1 |
| EL113 | (F) 105E-17618-B | Container (windscreen washer fluid) | 26B769/70 | 1 | 1 | 1 |
| EL52 | (F) E393-AN-1 | Cap (container) assembly | 26B769/70 | 1 | 1 | 1 |
| EL53 | (F) E348-AN-1 | Bracket (container) | 26B769/70 | 1 | 1 | 1 |
| EL120 | (F) 211E-17A605-B | Hose (windscreen washer) - 10' coil | 26B769/70 | ar | ar | ar |
| | P3660 | Grommet (hose) | 26B769/70 | 2 | 2 | 2 |
| EL114 | (F) 109E-17664-D | Pump (windscreen washer) assembly | 26B769/70 | 1 | 1 | 1 |
| EL121 | (F) E539-AN-1 | Spacer (wiper switch) | 26B769/70 | 1 | 1 | 1 |
| EL119 | (F) 211E-17666-B | Jet (windscreen washer) assembly | 26B769/70 | 1 | 1 | 1 |
| EL116 | (F) 204E-17667-B | Jet (windscreen washer) | 211E-17666-B | 2 | 2 | 2 |
| EL117 | (F) 113289-ES | Nut (jet assembly to body) | 211E-17666-B | 2 | 2 | 2 |
| EL118 | (F) 996326-ES | Washer | 211E-17666-B | 4 | 4 | 4 |
| EL39 | (L) 655A/35537-D | Switch heater | | 1 | 1 | 1 |
| EL38 | 26 B 037 | Cable (heater control) | | 1 | 1 | 1 |
| EL122 | 26 B 039 | Nut (cable retaining) | | 1 | 1 | 1 |
| | DO 192 | Seal (instrument panel light) - L.H.D. | | - | 1 | 1 |
| | (L) 1035A34538B | Dipswitch - foot (Lucas) - L.H.D. only | | - | - | 1 |
| | | Screw - No. 10 x $\frac{3}{4}$ " long - dip-switch to body | | - | - | 2 |
| | | Nut - No. 10 nyloc 'T' - dip-switch to body | | - | - | 2 |
| | | Washer - $\frac{3}{16}$ " dia. plain - dip-switch to body | | - | - | 4 |

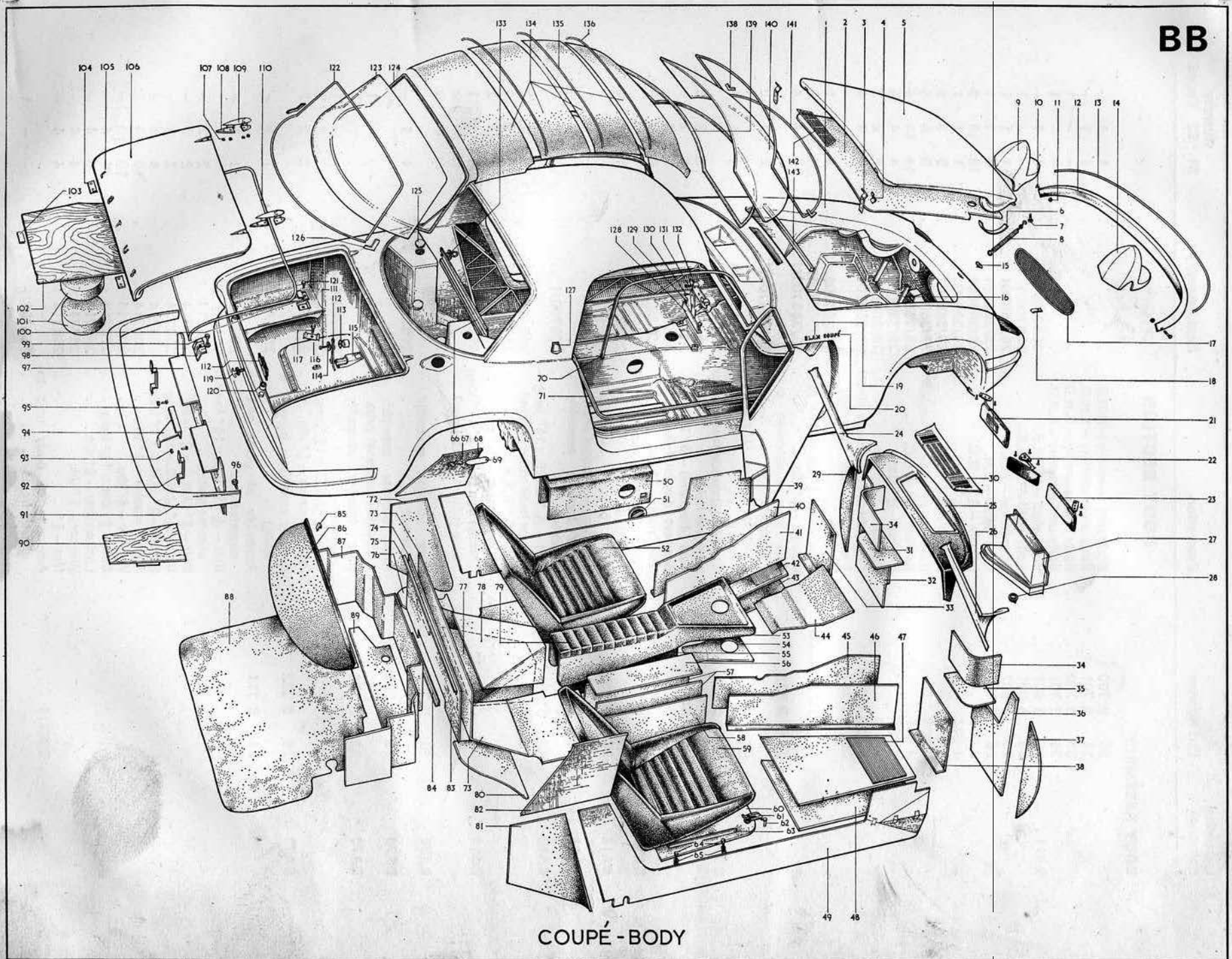
FILE NOT TO BE REDISTRIBUTED FOR PROFIT

ORIGINAL COPYRIGHT HOLDER LOTUS CARS LIMITED 1966

BA



SI & S2 BODY



| Illustration Reference | Part Number | Description | Next Assembly | Quantity | | |
|------------------------|-------------|--|---------------|----------|----|-------|
| | | | | S1 | S2 | Coupe |
| BODY SECTION | | | | | | |
| BODY ASSEMBLY | | | | | | |
| | 26 B 700 | Body unit assembly - R.H.D. | | 1 | 1 | - |
| | 26 B 701 | Body unit assembly - L.H.D. | | 1 | 1 | - |
| | 36 B 700 | Body unit assembly - R.H.D. | | - | - | 1 |
| | 36 B 701 | Body unit assembly - L.H.D. | | - | - | 1 |
| BA11 | 26 B 001 | Body shell - G.F.R.P. | 26B700/1 | 1 | 1 | - |
| | 36 B 001 | Body shell - G.F.R.P. | 36B700/1 | - | - | 1 |
| | 26 B 002 | Door frame - R.H. | 26/36B001 | 1 | 1 | 1 |
| | 26 B 003 | Door frame - L.H. | 26/36B001 | 1 | 1 | 1 |
| | J 001 | Bobbin - $\frac{1}{4}$ " U.N.C. | 26/36B001 | 19 | 19 | 8 |
| | J 002 | Bobbin - $\frac{1}{2}$ " clear | 26/36B001 | 1 | 1 | 1 |
| | J 004 | Bobbin - $\frac{5}{16}$ " U.N.C. | 26/36B001 | 3 | 3 | 9 |
| | J 005 | Bobbin - $\frac{5}{16}$ " clear | 26/36B001 | 5 | 5 | 4 |
| | J 007 | Bobbin - $\frac{3}{8}$ " U.N.C. | 26/36B001 | 14 | 14 | 14 |
| | J 008 | Bobbin - $\frac{3}{8}$ " clear | 26/36B001 | 4 | 4 | 4 |
| | J 010 | Bobbin - $\frac{7}{16}$ " clear | 26/36B001 | 2 | 2 | 2 |
| | J 013 | Cup bobbin (door hinge pivot) | 26/36B001 | 4 | 4 | 4 |
| | 26 B 317 | Plate (foot box blanking) - L.H.D. | 26/36B700/1 | 1 | 1 | 1 |
| | TLP/0440BS | 'Pop' rivet - $\frac{1}{8}$ " dia. \times 0.40" long | 26/36B700/1 | 4 | 4 | 4 |
| | | Washer - $\frac{1}{8}$ " dia. | 26/36B700/1 | 4 | 4 | 4 |
| | 26 B 373 | Seal (rear suspension strut access hole) | 26/36B700/1 | 2 | 2 | 2 |
| | 26 B 371 | Grommet (front U/J access hole) | 26/36B700/1 | 1 | 1 | 1 |
| BB125 | 26 B 372 | Grommet (rear suspension strut access hole) | 26/36B700/1 | 2 | 2 | 2 |
| | G6C1/2 | Seal (diagonal) - 5" long | A26B750 | 2 | 2 | - |
| | 26 B 188 | Support (diagonal seal) | A26B750 | 2 | 2 | - |
| | TAP/D435BS | 'Pop' rivet - $\frac{1}{8}$ " dia. | A26B750 | 6 | 6 | - |
| BA13 | 26 B 705 | Front bumper assembly - painted | 26B700/1 | 1 | 1 | - |
| BA13 | 36 B 705 | Front bumper assembly - chrome - optional extra | | - | - | 1 |
| BA13 | A36 B 705 | Front bumper assembly - painted | 36B700/1 | - | - | 1 |
| BA12 | 31/30 | Bolt - $\frac{5}{16}$ " B.S.F. \times 1 $\frac{1}{2}$ " long - dome head chrome plated | 26B/A36B705 | 2 | 2 | 2 |
| | | Nut - $\frac{5}{16}$ " B.S.F. | 26B/A36B705 | 2 | 2 | 2 |
| | | Spring washer - $\frac{5}{16}$ " dia. | 26B/A36B705 | 2 | 2 | 2 |
| BA14 | CL/47/13 | Chrome trim strip - 5' 11" long | 26B/A36B705 | 1 | 1 | 1 |
| | | Screw (trim strip retaining) | | ar | ar | ar |
| | | Nut | | ar | ar | ar |
| BA76 | 36 B 706 | Rear bumper assembly - painted | 26B700/1 | 1 | 1 | - |
| BA76 | 36 B 706 | Rear bumper assembly - chrome - optional extra | | - | - | 1 |
| BA76 | A36 B 706 | Rear bumper assembly - painted | 36B700/1 | - | - | 1 |
| | | Bolt - $\frac{1}{2}$ " U.N.C. \times 1 $\frac{1}{2}$ " long | 26B/A36B706 | 2 | 2 | 2 |
| | | Spring washer - $\frac{1}{4}$ " dia. | 26B/A36B706 | 2 | 2 | 2 |
| BA78 | 26 B 322 | Sealing strip (rear bumper to body) | 26B/A36B706 | 1 | 1 | - |
| | 26 B 714 | Assembly of body unit to chassis frame | 26B700/1 | 1 | 1 | - |
| | | Bolt - $\frac{7}{16}$ " U.N.C. \times 1 $\frac{1}{2}$ " long - chrome plated | 26B714 | 2 | 2 | - |
| | | Bolt - $\frac{3}{8}$ " U.N.C. \times 2" long | 26B714 | 2 | 2 | - |
| | | Bolt - $\frac{3}{8}$ " U.N.C. \times 1 $\frac{1}{2}$ " long | 26B714 | 2 | 2 | - |
| | | Screw - $\frac{3}{8}$ " U.N.C. \times 1" long | 26B714 | 6 | 6 | - |
| | | Spring washer - $\frac{3}{8}$ " dia. | 26B714 | 10 | 10 | - |
| | | Washer - $\frac{3}{8}$ " dia. | 26B714 | 10 | 10 | - |
| | | Bolt - $\frac{3}{8}$ " dia. \times 1 $\frac{1}{2}$ " long | 27B714 | 4 | 4 | - |
| | | Lockwasher - $\frac{3}{8}$ " dia. | 26B714 | 4 | 4 | - |
| | | Washer - $\frac{3}{8}$ " dia. | 26B714 | 4 | 4 | - |
| | | Nut - $\frac{3}{8}$ " | 26B714 | 4 | 4 | - |
| | 36B714 | Assembly of body unit to chassis frame | 36B700/1 | - | - | 1 |

| Illustration Reference | Part Number | Description | Next Assembly | Quantity | |
|----------------------------------|-------------|---|---------------|----------|----------|
| | | | | S2 | S2 Coupé |
| BODY SECTION (continued) | | | | | |
| BODY ASSEMBLY (continued) | | | | | |
| | 36 A 060 | Brace (rear scuttle and safety belt mounting) | 36B714 | - | 1 |
| | | Bolt - $\frac{7}{16}$ " \times $1\frac{1}{2}$ " long | 36B714 | - | 2 |
| | | Washer - $\frac{7}{16}$ " dia. | 36B714 | - | 2 |
| | 36 B 0685 | Abrasive washer | 36B714 | - | 2 |
| | | Screw (body shell to backbone) - $\frac{3}{8}$ " U.N.C. \times 1" long | 36B714 | - | 6 |
| | | Washer - $\frac{3}{8}$ " dia. | 36B714 | - | 6 |
| | | Lockwasher - $\frac{3}{8}$ " dia. | 36B714 | - | 6 |
| | | Bolt (rear body to frame) - $\frac{3}{8}$ " U.N.C. \times $1\frac{1}{2}$ " long | 36B714 | - | 2 |
| | | Washer - $\frac{3}{8}$ " dia. | 36B714 | - | 2 |
| | | Bolt (front wheel arch and tunnel to frame) - $\frac{3}{8}$ " \times $1\frac{1}{2}$ " long | 36B714 | - | 4 |
| | | Washer - $\frac{3}{8}$ " dia. | 36B714 | - | 4 |
| | | Lockwasher - $\frac{3}{8}$ " dia. | 36B714 | - | 4 |
| | | Bolt (front body to chassis) - $\frac{3}{8}$ " U.N.F. \times 2" long | 36B714 | - | 2 |
| | | Washer - $\frac{3}{8}$ " dia. | 36B714 | - | 2 |
| | | Washer - $\frac{3}{8}$ " dia. | 36B714 | - | 2 |
| | | Lockwasher - $\frac{3}{8}$ " dia. | 36B714 | - | 2 |
| | | Nut - $\frac{3}{8}$ " 'stover' | 36B714 | - | 2 |
| | 26 B 019 | Packing (rear body mounting) - 0.048" thick | 26/36B714 | 1 | 1 |
| | 26 B 019A | Packing (rear body mounting) - 0.128" thick | 26/36B714 | 1 | 1 |
| BA17 | 26 B 120 | Headlamp bowl G.F.R.P. - R.H. | 26/36B700/1 | 1 | 1 |
| BA10 | 26 B 119 | Headlamp bowl G.F.R.P. - L.H. | 26/36B700/1 | 1 | 1 |
| | J 001 | Bobbin - $\frac{1}{2}$ " U.N.C. | 26B119/20 | 4 | 4 |
| | | Screw (headlamp bowls to body) - $\frac{1}{4}$ " U.N.C. \times $1\frac{1}{2}$ " long | 26/36B700/1 | 4 | 4 |
| | | Lockwasher - $\frac{1}{4}$ " dia. | 26/36B700/1 | 4 | 4 |
| | | Screw (headlamp stop) - $\frac{1}{4}$ " U.N.C. \times $1\frac{1}{2}$ " long | 26/36B700/1 | 2 | 2 |
| | | Screw - $\frac{1}{4}$ " U.N.C. \times $1\frac{1}{2}$ " long | 26/36B700/1 | 2 | 2 |
| | | Locknut - $\frac{1}{4}$ " U.N.C. | 26/36B700/1 | 4 | 4 |
| | 26 B 702 | Windscreen frame assembly | 26B700/1 | 1 | 1 |
| | | Bolt (windscreen frame corners to body) - $\frac{1}{4}$ " U.N.C. \times $1\frac{1}{2}$ " long | 26B700/1 | 2 | 2 |
| | | Washer - $\frac{1}{4}$ " dia. | 26B700/1 | 2 | 2 |
| | | Bolt - $\frac{1}{2}$ " \times $1\frac{1}{2}$ " long | 26B700/1 | 2 | 2 |
| | | Washer - $\frac{1}{4}$ " dia. | 26B700/1 | 2 | 2 |
| | | Nut - $\frac{1}{2}$ " 'stover' | 26B700/1 | 2 | 2 |
| | | Screw (windscreen frame edge to body) - $\frac{1}{4}$ " \times $\frac{3}{4}$ " long | 26B700/1 | 6 | 6 |
| | | Washer - $\frac{1}{4}$ " dia. | 26B700/1 | 12 | 12 |
| | | Nut - $\frac{1}{2}$ " 'stover' | 26B700/1 | 6 | 6 |
| | | Screw (windscreen frame centre to body) - No. 10 \times 1" long | 26B700/1 | 2 | 2 |
| | | Spring nut - No. 10 | 26B700/1 | 2 | 2 |
| | 759 | Stud - 'Dot Durable' | 26B702 | 2 | 2 |
| | | Screw (stud to frame) - No. 4 \times $\frac{1}{2}$ " long - self tapping | 26B702 | 2 | 2 |
| | 26 B 301 | Eye bolt | 26B702 | 2 | 2 |
| | | Nut (eye bolt to windscreen frame) - $\frac{1}{4}$ " domed - chrome | 26B702 | 2 | 2 |
| | | Washer - $\frac{1}{4}$ " | 26B702 | 2 | 2 |
| BA131 | 26 B 024 | Tie rod (windscreen frame) | 26B702 | 1 | 1 |
| | 26 B 025 | Slotted bush | 26B702 | 1 | 1 |
| | | Cupwasher - $\frac{1}{8}$ " dia. | 26B702 | 1 | 1 |
| A26 | B 321 | Sealing strip (windscreen frame to body) | | 1 | 1 |
| | 61/1 | Mirror (interior rear view) | | 1 | 1 |
| (L) | B1626/62563 | Mirror (interior rear view) - special equipment | | - | 1 |

| Illustration Reference | Part Number | Description | Next Assembly | Quantity | | |
|------------------------------------|-------------|---|---|----------|----|-------|
| | | | | S1 | S2 | Coupé |
| BODY SECTION (continued) | | | | | | |
| BODY ASSEMBLY - (continued) | | | | | | |
| | | Screw (mirror to windscreen frame) - No. 6 × ½" long - chrome | | 2 | 2 | - |
| BA133 | 26 | B 029 | Windscreen | 26B700/1 | 1 | 1 |
| BA134 | | A5105 | Weatherstrip (windscreen) - 10½' long | 26B700/1 | 1 | 1 |
| | | CL1078/T1 | Fillerstrip - 10½' long | 26B700/1 | 1 | 1 |
| BB140 | 36 | B 029 | Windscreen | 36B700/1 | - | - |
| BB139 | 36 | B 549 | Weatherstrip (windscreen) | 36B700/1 | - | 1 |
| BB141 | | CL1707 | Fillerstrip - 10' long | 36B700/1 | - | 1 |
| BB138 | 36 | B 480 | Corner trim (windscreen) | 36B700/1 | - | 2 |
| BB123 | 36 | B 349 | Rear screen | 36B700/1 | - | 1 |
| BB124 | 36 | B 555 | Weatherstrip (rear screen) | 36B700/1 | - | 1 |
| BB122 | | CL1078/T1 | Fillerstrip - 9½' long | 36B700/1 | - | 1 |
| BB126 | 36 | B 479 | Corner trim (rear screen) | 36B700/1 | - | 2 |
| | 26 | B 311 | Bracket (tonneau front fixing) | 26B700/1 | 2 | 2 |
| | | | Screw (tonneau fixing bracket to body) - ½" × 1" long | 26B700/1 | 2 | 2 |
| | | | Washer - ½" dia. × ⅛" thick | 26B700/1 | 4 | 4 |
| | | | Washer - ½" dia. | 26B700/1 | 2 | 2 |
| | | | Nut - ¼" 'stover' | 26B700/1 | 2 | 2 |
| | | | 'Tenax' fastener - No. 87 × ⅜" long | 26B700/1 | 2 | 2 |
| | | | Nut (fastener to tonneau fixing bracket) - 2 B.A. - nyloc 'T' | 26B700/1 | 2 | 2 |
| BA100 | 26 | B 241 | Battery box G.F.R.P. | | 1 | 1 |
| | | | Screw (battery box to body) - ½" U.N.C. × 1½" long | | 2 | 2 |
| | | | Washer - ½" | | 2 | 2 |

| Illustration Reference | Part Number | Description | Next Assembly | Quantity | | |
|---------------------------------|-------------|--|---------------|----------|----|-------|
| | | | | S1 | S2 | Coupé |
| BODY SECTION (continued) | | | | | | |
| BODY ASSEMBLY - Bonnet | | | | | | |
| BA1 | 26 B 703 | Bonnet assembly | 26/36B700/1 | 1 | 1 | 1 |
| BA6 | 26 B 031 | Hinge skid plate | 26B703 | 2 | 2 | 2 |
| | TLP/0635BS | 'Pop' rivet (skid plate to bonnet) $\frac{3}{8}$ " dia. | 26B703 | 4 | 4 | 4 |
| BA7 | 26 B 003 | Bonnet catch plate | 26B703 | 2 | 2 | 2 |
| | TLP/0635BS | 'Pop' rivet (catch plate to bonnet) - $\frac{3}{8}$ " dia. | 26/36B703 | 4 | 4 | 4 |
| BA5 | C26 B 034 | Spring (bonnet hinge) | 26/36B700/1 | 2 | 2 | 2 |
| BA4 | 676-35304 | Grommet (spring loop) | 26/36B700/1 | 2 | 2 | 2 |
| | | Screw (spring to bonnet lid) - $\frac{1}{4}$ " U.N.C. \times $\frac{3}{4}$ " long | 26/36B700/1 | 2 | 2 | 2 |
| | | Locknut - $\frac{1}{4}$ " U.N.C. | 26/36B700/1 | 2 | 2 | 2 |
| BA18 | 26 B 015 | Bracket (bonnet lid support) | 26/36B700/1 | 2 | 2 | 2 |
| | | Screw (bracket to body) - 2 B.A. \times 1" long - special thin head | 26/36B700/1 | 2 | 2 | 2 |
| | | Nut - nyloc 2 B.A. type 'P' | 26/36B700/1 | 2 | 2 | 2 |
| | | Washer - $\frac{3}{8}$ " dia. | 26/36B700/1 | 2 | 2 | 2 |
| | | Screw (bonnet hinge runner) - 2 B.A. \times $\frac{1}{4}$ " long - cheese head - nylon | 26/36B700/1 | 8 | 8 | 8 |
| | | Washer (runner screw adjust- ing) - 2 B.A. | 26/36B700/1 | 6 | 6 | 6 |
| BA8 | 26 B 032 | Spring (bonnet catch) | 26/36B700/1 | 2 | 2 | 2 |
| | ST/C/06/08 | Screw (bonnet catch spring mounting) | 26/36B700/1 | 4 | 4 | 4 |
| | SND 2578 | Spring nut - twin impression | 26/36B700/1 | 2 | 2 | 2 |
| | | Washer - $\frac{3}{8}$ " dia. | 26/36B700/1 | 4 | 4 | 4 |
| BA9 | 26 B 036 | Cable (bonnet release) | 26/36B700/1 | 2 | 2 | 2 |
| BA3 | | 'Ladac' (rear bonnet sealing) - $\frac{3}{4}$ " \times $\frac{3}{4}$ " \times 28 $\frac{1}{2}$ " long | | 1 | 1 | 1 |
| | 26 B 0689 | Bracket (bonnet spring upper mounting) | 26B703 | 1 | 1 | 1 |
| | AD 48 | 'Pop' rivet (bracket to bonnet) | 26B703 | 5 | 5 | 5 |

| Illustration Reference | Part Number | Description | Next Assembly | Quantity | | | | |
|----------------------------------|-------------------|--|---------------------|---------------------|----------|-------|---|---|
| | | | | S1 | S2 | Coupe | | |
| BODY SECTION (continued) | | | | | | | | |
| BODY ASSEMBLY - Elan Boot | | | | | | | | |
| BA95 | 26 B 704 | Boot lid assembly | 26B700/1 | 1 | 1 | - | | |
| | 26 B 040 | Boot lid G.F.R.P. | 26B704 | 1 | 1 | - | | |
| | J 001 | Bobbin - $\frac{1}{4}$ " U.N.C. | 26B040 | 1 | 1 | - | | |
| | 7/8996 | Lock (boot) assembly | 26B704 | 1 | 1 | - | | |
| | J 002 | Bobbin (boot lid stay) - $\frac{1}{4}$ " dia. - clear | 26B704 | 1 | 1 | - | | |
| | | Bolt (bobbin to boot lid) - $\frac{1}{4}$ " U.N.C. \times $1\frac{1}{4}$ " long - cadmium plated | 26B704 | 1 | 1 | - | | |
| | | Lockwasher - $\frac{1}{4}$ " dia. | 26B704 | 1 | 1 | - | | |
| | | Washer - $\frac{1}{4}$ " dia. | 26B704 | 1 | 1 | - | | |
| | BA97 | 26 B 041 | Hinge (boot) | 26B704 | 2 | 2 | - | |
| | BA96 | 26 B 042 | Gasket (boot hinge) | 26B704 | 2 | 2 | - | |
| BA70 | 26 B 043 | Nut (boot hinge to boot lid) - $\frac{1}{4}$ " U.N.C. | 26B704 | 4 | 4 | - | | |
| | | Washer - $\frac{1}{4}$ " dia. | 26B704 | 4 | 4 | - | | |
| | | Bracket (boot lid stay) | 26B700/1 | 1 | 1 | - | | |
| | | Nut (boot hinge and bracket to body) - $\frac{1}{4}$ " U.N.C. | 26B700/1 | 4 | 4 | - | | |
| | | Washer - $\frac{1}{4}$ " dia. | 26B700/1 | 4 | 4 | - | | |
| | | Spring (boot lid stay) | 26B700/1 | 1 | 1 | - | | |
| | | Seal (boot lid) - on body | | 1 | 1 | - | | |
| | | Strap (cantrail stowage) | 26B700/1 | 1 | 1 | - | | |
| | | Screw (strap to boot lid stay bracket) | 26B700/1 | 2 | 2 | - | | |
| | | Nut | 26B700/1 | 2 | 2 | - | | |
| BA67 | 26 B 266 74427 | Plate (cantrail stowage strap) | 26B700/1 | 2 | 2 | - | | |
| | | Hook (hood fixing) - rear | 26B700/1 | 2 | 2 | - | | |
| | | Screw (hood rear fixing hook to body) - No. 10 U.N.F. \times $\frac{1}{4}$ " long | 26B700/1 | 2 | 2 | - | | |
| | | Screw - No. 10 U.N.F. \times $\frac{1}{2}$ " long | 26B700/1 | 2 | 2 | - | | |
| | | Spacer (R.H. hood rear fixing hook to body) | 26B700/1 | 2 | 2 | - | | |
| | | Washer | 26B700/1 | 2 | 2 | - | | |
| | | Plate (boot lid support stay) assembly | 26B700/1 | 1 | 1 | - | | |
| | | Screw (plate to body) - No. 10 \times $\frac{1}{2}$ " long | 26B700/1 | 2 | 2 | - | | |
| | | Spring nut - No. 10 | 26B700/1 | 2 | 2 | - | | |
| | | Clip (boot floor) | 26B700/1 | 1 | 1 | - | | |
| BA88 | 26 B 016 | Screw (clip to body) - $\frac{1}{4}$ " U.N.C. \times $\frac{1}{2}$ " long | 26B700/1 | 1 | 1 | - | | |
| | | Stay (boot support) | 26B700/1 | 1 | 1 | - | | |
| | | Split pin (boot stay to clip) - $\frac{1}{16}$ " dia. \times $\frac{1}{2}$ " long | 26B700/1 | 1 | 1 | - | | |
| | | Clamp (spare wheel) | 26B700/1 | 1 | 1 | - | | |
| | | Screw (spare wheel mounting) knock-on wheels - $\frac{5}{16}$ " U.N.C. \times 3" long | 26B700/1 | - | 1 | - | | |
| | | Screw (spare wheel mounting) - bolt-on wheels - $\frac{5}{16}$ " U.N.C. \times $2\frac{1}{2}$ " long | 26B700/1 | 1 | 1 | - | | |
| | | Boot floor assembly | 26B700/1 | 1 | 1 | - | | |
| | | Stud (boot floor) | 26B749 | 1 | 1 | - | | |
| | | Screw (stud to boot floor) - 2 B.A. \times $\frac{3}{8}$ " long | 26B749 | 1 | 1 | - | | |
| | | Cupwasher - 2 B.A. | 26B749 | 1 | 1 | - | | |
| BA98 | 26 B 260 | Washer - 2 B.A. | 26B749 | 1 | 1 | - | | |
| | | Lockwasher - 2 B.A. | 26B749 | 1 | 1 | - | | |
| | | Filler (boot floor) | 26B700/1 | 1 | 1 | - | | |
| | | Screw (filler to floor) - No. 4 \times $\frac{1}{2}$ " long | 26B700/1 | 2 | 2 | - | | |
| | | Washer - $\frac{1}{8}$ " dia. | 26B700/1 | 2 | 2 | - | | |
| | | Mat (boot floor) | 26B700/1 | 1 | 1 | - | | |
| | | Guard (rear lamp) | 26B700/1 | 2 | 2 | - | | |
| | | Strap (soft top retaining) | 26B700/1 | 2 | 2 | - | | |
| | | BA99 | 26 B 749 | Boot floor assembly | 26B700/1 | 1 | 1 | - |
| | | BA78 | SBV1691/10/60 | Stud (boot floor) | 26B749 | 1 | 1 | - |
| BA87 | A26 B 265 | Screw (stud to boot floor) - 2 B.A. \times $\frac{3}{8}$ " long | 26B749 | 1 | 1 | - | | |
| | | Cupwasher - 2 B.A. | 26B749 | 1 | 1 | - | | |
| | | Washer - 2 B.A. | 26B749 | 1 | 1 | - | | |
| | | Lockwasher - 2 B.A. | 26B749 | 1 | 1 | - | | |
| | | Filler (boot floor) | 26B700/1 | 1 | 1 | - | | |
| | | Screw (filler to floor) - No. 4 \times $\frac{1}{2}$ " long | 26B700/1 | 2 | 2 | - | | |
| | | Washer - $\frac{1}{8}$ " dia. | 26B700/1 | 2 | 2 | - | | |
| | | Mat (boot floor) | 26B700/1 | 1 | 1 | - | | |
| | | Guard (rear lamp) | 26B700/1 | 2 | 2 | - | | |
| | | Strap (soft top retaining) | 26B700/1 | 2 | 2 | - | | |
| BA86 | 26 B 288 | Strap (soft top retaining) | 26B700/1 | 2 | 2 | - | | |

| Illustration Reference | Part Number | Description | Next Assembly | Quantity | | |
|-----------------------------------|------------------|--|---------------|----------|----|-------|
| | | | | S1 | S2 | Coupé |
| BODY SECTION (continued) | | | | | | |
| BODY ASSEMBLY - Coupé Boot | | | | | | |
| BB106 | 36 B 704 | Boot lid assembly | 36B700/1 | - | - | 1 |
| | 36 B 040 | Boot lid - G.F.R.P. | 36B704 | - | - | 1 |
| | J 001 | Bobbin (boot lid stay) - $\frac{1}{2}$ " U.N.C. | 36B040 | - | - | 1 |
| | J 001 | Bobbin (boot lock bollard) - $\frac{1}{2}$ " U.N.C. | 36B040 | - | - | 2 |
| BB113 | 36 B 495 | Bobbin (boot stay spring) | 36B704 | - | - | 1 |
| BB111 | | Bolt (bobbin to boot lid) | 36B704 | - | - | 1 |
| | | Lockwasher - $\frac{1}{2}$ " dia. | 36B704 | - | - | 1 |
| BB114 | | Washer - $\frac{1}{2}$ " dia. | 36B704 | - | - | 1 |
| BB103 | (F) 105E-7043246 | Bollard (boot lock) | 36B704 | - | - | 1 |
| | | Screw (bollard to boot lid) - $\frac{1}{4}$ " U.N.C. \times $\frac{1}{2}$ " long | 36B704 | - | - | 2 |
| | | Lockwasher - $\frac{1}{4}$ " dia. | 36B704 | - | - | 2 |
| | | Washer - $\frac{1}{4}$ " dia. | 36B704 | - | - | 2 |
| BB110 | 26 B 327 | Seal (boot lid) - on body | | - | - | 1 |
| BB94 | 36 B 452 | Bracket (boot lock mounting) | 36B700/1 | - | - | 1 |
| BB119 | 36 B 803 | Lock (boot) assembly | 36B700/1 | - | - | 1 |
| | | Screw (lock and bracket to body) - No. 10 \times $\frac{3}{4}$ " long - chrome | 36B700/1 | - | - | 2 |
| | | Nut - No. 10 nyloc | 36B700/1 | - | - | 2 |
| | | Washer - $\frac{3}{8}$ " | 36B700/1 | - | - | 2 |
| | | Screw (bracket to body) - $\frac{5}{16}$ " \times $\frac{1}{2}$ " long | 36B700/1 | - | - | 1 |
| | | Lockwasher - $\frac{5}{16}$ " | 36B700/1 | - | - | 1 |
| BB112 | (F) E04A-16658 | Budget lock | 36B700/1 | - | - | 1 |
| | | Screw (lock to bracket) - $\frac{5}{16}$ " U.N.C. \times $\frac{1}{2}$ " long | 36B700/1 | - | - | 2 |
| | | Nut - $\frac{5}{16}$ " | 36B700/1 | - | - | 2 |
| | | Lockwasher - $\frac{5}{16}$ " dia. | 36B700/1 | - | - | 2 |
| BB97 | 36 B 512 | Boot wall | | - | - | 1 |
| | | Screw (boot wall mounting) - No. 10 \times $\frac{1}{2}$ " long | | - | - | 4 |
| BB93 | SNU 0537 | Spring nut - No. 10 | | - | - | 4 |
| BB92 | 36 B 265 | Guard (rear lamp terminal) | | - | - | 2 |
| BB116 | 36 B 599 | Clamp (spare wheel) | 36B700/1 | - | - | 1 |
| BB117 | | Screw (spare wheel clamp) - knock-on wheels - $\frac{5}{16}$ " U.N.C. \times 1" long | 36B700/1 | - | - | 1 |
| BB117 | | Screw (spare wheel clamp) - bolt-on wheels - $\frac{5}{16}$ " U.N.C. \times 1 $\frac{1}{2}$ " long | 36B700/1 | - | - | 1 |

| Illustration Reference | Part Number | Description | Next Assembly | Quantity | | |
|--------------------------------------|-------------|---------------|---|----------|----|-------|
| | | | | S1 | S2 | Coupé |
| BODY SECTION (continued) | | | | | | |
| BODY ASSEMBLY – Interior Trim | | | | | | |
| BA124 | 26 | B 230 | Crash pad | 1 | 1 | – |
| BB25 | 36 | B 230 | Crash pad | – | – | 1 |
| | | | Screw (crash pad to body) – No. 4 × 3/4" long | 2 | 2 | 2 |
| BA125/BB30 | 26 | B 627 | Grille (speaker and demister) | 1 | 1 | 1 |
| | 26 | B 048 | Support (speaker grille) – rear | 1 | 1 | 1 |
| | 26 | B 051 | Support (speaker grille) – centre | 1 | 1 | – |
| | 26 | B 052 | Support (speaker grille) – outer | 2 | 2 | – |
| | | | Screw (speaker and demister grille to body) – 6 B.A. × 1 1/2" long | 2 | 2 | 4 |
| | | | Screw – 6 B.A. × 1 1/2" long | 2 | 2 | 2 |
| | | | Nut – 6 B.A. – nyloc type 'P' | 4 | 4 | – |
| | | WSC2633/24/17 | Trim cap – black | 4 | 4 | 6 |
| | 26 | B 405 | 'Tenax' fastener – No. 87 × 2 B.A. × 1 1/8" | 2 | 2 | – |
| | 26 | B 020 | Nut (tonneau fixing) – tubular | 2 | 2 | – |
| EL31 | A26 | B 198 | Lid (glove box) – R.H.D. | 1 | 1 | – |
| | A26 | B 197 | Lid (glove box) – L.H.D. | 1 | 1 | – |
| | A26 | B 196 | Glove box – R.H.D. | 1 | 1 | – |
| | A26 | B 195 | Glove box – L.H.D. | 1 | 1 | – |
| | 26 | B 418 | Bracket (glove box) – upper | 1 | 1 | – |
| | 26 | B 419 | Bracket (glove box) – lower | 1 | 1 | – |
| | | | Woodscrew (brackets to instrument panel) – No. 2 × 3/8" long | 5 | 5 | – |
| | | 4024 | Screw (glove box to brackets) – No. 8 × 3/4" long | 4 | 4 | – |
| | | | Cupwasher – No. 8 – chrome | 4 | 4 | – |
| | 36 | B 621 | Bracket (glove box) – upper and lower | – | – | 2 |
| | 36 | B 622 | Bracket (glove box) – inner | – | – | 1 |
| | 36 | B 556 | Bracket (glove box) – outer | – | – | 1 |
| | | | Woodscrew (brackets to instrument panel) – No. 2 × 1/4" long | – | – | 8 |
| | B26 | B 200 | Catch plate (glove box lock) | 1 | 1 | – |
| | | | Screw (plate to bracket) – No. 2 × 3/8" long – type 4121 – self tapping | 2 | 2 | – |
| | (F) | 113E-7006122 | Retainer (glove box catch) | – | – | 1 |
| | 36 | B 639 | Washer (retainer to glove box) – packing | – | – | 2 |
| | | | Screw (retainer and packing to glove box) | – | – | 2 |
| | | 7/7289 | Lock (glove box) assembly | 1 | 1 | – |
| | | 1/220 | Handle (glove box lid) | 1 | 1 | – |
| EL32 | (F) | 113E-7006060 | Handle (glove box) | – | – | 1 |
| EL34 | (F) | 113E-7006064 | Catch (glove box) | – | – | 1 |
| | | | Screw (handle to lid) – No. 6 U.N.C. × 3/8" long – chrome | 2 | 2 | 2 |
| | | | Cupwasher – No. 6 – chrome | 2 | 2 | 2 |
| | | CL35/10/1/T1 | Trim strip – 39" long | 1 | 1 | 1 |
| BA30/BB53 | 26 | B 243A | Tunnel top – black | 1 | 1 | 1 |
| BA30/BB53 | 26 | B 243B | Tunnel top – red | 1 | 1 | 1 |
| BA31/BB79 | 26 | B 186A | Armrest (tunnel top) – black | 1 | 1 | 1 |
| BA31/BB79 | 26 | B 186B | Armrest (tunnel top) – red | 1 | 1 | 1 |
| | | 1149 | Clip (armrest to tunnel top) | 6 | 6 | 6 |
| BA36 | 26 | B 758A | Panel (door surround trim) assembly – R.H. – black | 1 | 1 | – |
| BA36 | 26 | B 758B | Panel (door surround trim) assembly – R.H. – red | 1 | 1 | – |
| BA119 | 26 | B 757A | Panel (door surround trim) assembly – L.H. – black | 1 | 1 | – |
| BA119 | 26 | B 757B | Panel (door surround trim) assembly – L.H. – red | 1 | 1 | – |
| | 26 | B 224 | Bracket (door surround trim panel support) – R.H. | 1 | 1 | – |

| Illustration Reference | Part Number | Description | Next Assembly | Quantity | | |
|--|-------------|----------------|---|----------|----|-------|
| | | | | S1 | S2 | Coupé |
| BODY SECTION (continued) | | | | | | |
| BODY ASSEMBLY – Interior Trim (continued) | | | | | | |
| | 26 | B 223 | Bracket (door surround trim panel support) – L.H. | 1 | 1 | – |
| | | | Screw (support brackets to body) – No. 4 × ½" long – self tapping | 4 | 4 | – |
| | 26 | B 153 | Strip (door aperture edging) | 2 | 2 | – |
| | | | Screw (door surround trim panel to body) – No. 4 × ½" long – self tapping | 16 | 16 | – |
| | | SSC/2633/24/27 | Trim cap – black | 16 | 16 | – |
| | | SSC/2633/22/13 | Trim cap – red | 16 | 16 | – |
| BA59 | 26 | B 154 | Kickplate (door surround trim panel) | 2 | 2 | – |
| | | | Screw (kickplate to body) – No. 4 × ½" long – chrome – self tapping | 6 | 6 | – |
| BA105 | 26 | B 376 | Trim strip (cockpit rear) | 1 | 1 | – |
| | | | Screw (trim strip to body) – 4 B.A. × 1" long | 9 | 9 | – |
| | | | Rawlnut – 4 B.A. | 9 | 9 | – |
| BA21/BB36 | 26 | B 160 | Felt (toeboard) – R.H. | 1 | 1 | 1 |
| BB32 | 26 | B 159 | Felt (toeboard) – L.H. | 1 | 1 | 1 |
| BA24/BB35 | 26 | B 162 | Felt (under bonnet recess) – R.H. | 1 | 1 | 1 |
| BB31 | 26 | B 161 | Felt (under bonnet recess) – L.H. | 1 | 1 | 1 |
| BA101/BB89 | 26 | B 163 | Felt (boot front) | 1 | 1 | 1 |
| BA127 | 26 | B 164 | Felt (front tunnel top) | 1 | 1 | 1 |
| BA23/BB37 | 26 | B 166 | Felt (front wheelarch) – R.H. | 1 | 1 | 1 |
| BB29 | 26 | B 165 | Felt (front wheelarch) – L.H. | 1 | 1 | 1 |
| BA25/BB48 | 26 | B 168 | Felt (floor carpet) – R.H. | 1 | 1 | 1 |
| BB43 | 26 | B 167 | Felt (floor carpet) – L.H. | 1 | 1 | 1 |
| BA29/BB50 | 26 | B 169 | Felt (backbone saddle) | 1 | 1 | 1 |
| BA104/BB77 | 26 | B 170 | Felt (rear tunnel) | 1 | 1 | 1 |
| BA51 | 26 | B 172 | Felt (rear wheelarch) – R.H. | 1 | 1 | – |
| BA109 | 26 | B 171 | Felt (rear wheelarch) – L.H. | 1 | 1 | – |
| BA53 | 26 | B 174 | Felt (rear floor slope) – R.H. | 1 | 1 | – |
| BA108 | 26 | B 173 | Felt (rear floor slope) – L.H. | 1 | 1 | – |
| BB41 | 26 | B 175 | Felt (tunnel side plain) | 1 | 1 | 1 |
| BA63/BB45 | 26 | B 176 | Felt (tunnel side cutaway) | 1 | 1 | 1 |
| BA122 | 26 | B 177 | Felt (bonnet recess) | 1 | 1 | 1 |
| BA34 | 26 | B 178 | Felt (under seat) | 2 | 2 | – |
| BA114/BB54 | 26 | B 179 | Felt (tunnel front top) | 1 | 1 | 1 |
| BA113/BB56 | 26 | B 180 | Felt (tunnel centre top) | 1 | 1 | 1 |
| BA2/BB2 | 26 | B 181 | Felt (under bonnet) | 1 | 1 | 1 |
| BA26 | 26 | B 142 | Carpet (front floor) – R.H. | 1 | 1 | – |
| | 26 | B 141 | Carpet (front floor) – L.H. | 1 | 1 | – |
| BA20 | 26 | B 144 | Carpet (front tunnel) – R.H. | 1 | 1 | – |
| | 26 | B 143 | Carpet (front tunnel) – L.H. | 1 | 1 | – |
| BA64 | 26 | B 156 | Carpet (centre tunnel) – R.H. | 1 | 1 | – |
| | 26 | B 155 | Carpet (centre tunnel) – L.H. | 1 | 1 | – |
| BA50 | 26 | B 148 | Carpet (rear floor) – R.H. | 1 | 1 | – |
| BA112 | 26 | B 147 | Carpet (rear floor) – L.H. | 1 | 1 | – |
| BA106 | 26 | B 149 | Carpet (rear tunnel) | 1 | 1 | – |
| BA107 | 26 | B 150 | Carpet (rear bulkhead) | 1 | 1 | – |
| BA128 | 26 | B 151 | Carpet (boot floor) | 1 | 1 | – |
| BA22 | 26 | B 140 | Carpet (foot box) – R.H., R.H.D. | 1 | 1 | – |
| | 26 | B 139 | Carpet (foot box) – L.H., R.H.D. | 1 | 1 | – |
| | 26 | B 158 | Carpet (foot box) – R.H., L.H.D. | 1 | 1 | – |
| | 26 | B 157 | Carpet (foot box) – L.H., L.H.D. | 1 | 1 | – |
| | | 670 | Press stud (front floor carpets) – 'Dot' | 8 | 8 | – |
| | | 548 | Press socket (front floor carpets) – 'Dot' | 8 | 8 | – |
| | B26 | B 142 | Carpet (front floor) – R.H. | 1 | 1 | – |
| | B26 | B 141 | Carpet (front floor) – L.H. | 1 | 1 | – |
| | B26 | B 144 | Carpet (front tunnel) – R.H. | 1 | 1 | – |
| | B26 | B 143 | Carpet (front tunnel) – L.H. | 1 | 1 | – |

| Illustration Reference | Part Number | Description | Next Assembly | Quantity | | |
|--|-------------|--|---------------|----------|----|-------|
| | | | | S1 | S2 | Coupé |
| BODY SECTION (continued) | | | | | | |
| BODY ASSEMBLY – Interior Trim (continued) | | | | | | |
| | B26 B 156 | Carpet (centre tunnel) – R.H. | | 1 | 1 | – |
| | B26 B 155 | Carpet (centre tunnel) – L.H. | | 1 | 1 | – |
| | B26 B 148 | Carpet (rear floor) – R.H. | | 1 | 1 | – |
| | B26 B 147 | Carpet (rear floor) – L.H. | | 1 | 1 | – |
| | B26 B 149 | Carpet (rear tunnel) | | 1 | 1 | – |
| | B26 B 150 | Carpet (rear bulkhead) | | 1 | 1 | – |
| | B26 B 140 | Carpet (foot box) – R.H., R.H.D. | | 1 | 1 | – |
| | B26 B 139 | Carpet (foot box) – L.H., L.H.D. | | 1 | 1 | – |
| | B26 B 158 | Carpet (foot box) – R.H., L.H.D. | | 1 | 1 | – |
| | B26 B 157 | Carpet (foot box) – L.H., R.H.D. | | 1 | 1 | – |
| BB47 | 36 B 142A | Carpet (front floor) – R.H. – black deep pile | | – | – | 1 |
| BB47 | 36 B 142C | Carpet (front floor) – R.H. – grey deep pile | | – | – | 1 |
| BB42 | 36 B 141A | Carpet (front floor) – L.H. – black deep pile | | – | – | 1 |
| BB42 | 36 B 141C | Carpet (front floor) – L.H. – grey deep pile | | – | – | 1 |
| BB46 | 36 B 144A | Carpet (front tunnel) – R.H. – black deep pile | | – | – | 1 |
| BB46 | 36 B 144C | Carpet (front tunnel) – R.H. – grey deep pile | | – | – | 1 |
| BB40 | 36 B 143A | Carpet (front tunnel) – L.H. – black deep pile | | – | – | 1 |
| BB40 | 36 B 143C | Carpet (front tunnel) – L.H. – grey deep pile | | – | – | 1 |
| BB78 | 36 B 149A | Carpet (rear tunnel) – black deep pile | | – | – | 1 |
| BB78 | 36 B 149C | Carpet (rear tunnel) – grey deep pile | | – | – | 1 |
| BB60 | 36 B 520A | Carpet (under seat) – R.H. – black deep pile | | – | – | 1 |
| BB60 | 36 B 520C | Carpet (under seat) – R.H. – grey deep pile | | – | – | 1 |
| | 36 B 519A | Carpet (under seat) – L.H. – black deep pile | | – | – | 1 |
| | 36 B 519C | Carpet (under seat) – L.H. – grey deep pile | | – | – | 1 |
| | 541 | Socket (front carpet fixing) – female – with deep pile carpets | | 8 | 8 | 8 |
| | 541A | Socket ring (front carpet fixing) – with deep pile carpets | | 8 | 8 | 8 |
| | 757 | Press stud (on body) – male – 'Dot' | | 8 | 8 | 8 |
| | | Screw (press stud to body) – No. 4 × $\frac{3}{4}$ " long | | 8 | 8 | 8 |
| | | Spring nut | | 8 | 8 | 8 |
| | | Washer – $\frac{3}{8}$ " I.D. × 1" O.D. | | 8 | 8 | 8 |
| BA33/BB59 | 36 B 740A | Seat assembly – R.H. – black | | 1 | 1 | 1 |
| BA33/BB59 | 36 B 740B | Seat assembly – R.H. – red | | 1 | 1 | 1 |
| BA116/BB52 | 36 B 739A | Seat assembly – L.H. – black | | 1 | 1 | 1 |
| BA116/BB52 | 36 B 739B | Seat assembly – L.H. – red | | 1 | 1 | 1 |
| BA35/BB63 | 26 B 138 | Seat runner | | 4 | 4 | 4 |
| BB64 | | Screw (seat runner to body) – $\frac{1}{2}$ " × $\frac{3}{4}$ " long | | 8 | 8 | 8 |
| BB65 | | Nut – $\frac{1}{4}$ " 'stover' | | 8 | 8 | 8 |
| | | Washer – $\frac{1}{4}$ " | | 8 | 8 | 8 |
| BA32/BB61 | 26 B 137 | Seat clamp plate | | 4 | 4 | 4 |
| BB62 | | Screw (seat clamp plate) – $\frac{3}{8}$ " U.N.C. × 1" long | | 4 | 4 | 4 |
| | 26 B 780 | Seat belt assembly – optional extra | | 2 | 2 | 2 |
| | 36 B 742 | Seat frame – R.H. | 36B740 | 1 | 1 | 1 |
| | 36 B 741 | Seat frame – L.H. | 36B739 | 1 | 1 | 1 |
| | 36 B 135A | Seat trim – complete – black | 36B739/40A | 2 | 2 | 2 |
| | 36 B 135B | Seat trim – complete – red | 36B739/40B | 2 | 2 | 2 |
| BB134 | 36 B 630 | Headlining | | – | – | 1 |

| Illustration Reference | Part Number | Description | Next Assembly | Quantity | | |
|--|----------------|---|---------------|----------|----|-------|
| | | | | S1 | S2 | Coupé |
| BODY SECTION (continued) | | | | | | |
| BODY ASSEMBLY - Interior Trim (continued) | | | | | | |
| BB135 | 36 B 509 | Listing (headlining) — $\frac{5}{16}$ " \times 43" long | | | | 3 |
| BB136 | 36 B 538 | Peg (headlining listing) | | | | 6 |
| | ST/E/06/08 | Screw (listing peg to body) — No. 6 \times $\frac{1}{2}$ " long | | | | 10 |
| | ST/E/06/12 | Screw (listing peg to body) — No. 6 \times $\frac{3}{4}$ " long | | | | 6 |
| | SNP 1212 | Nut — No. 6 | | | | 16 |
| BB23 | 36 B 840 | Sun visor — R.H. | | | | 1 |
| BB21 | 36 B 839 | Sun visor — L.H. | | | | 1 |
| | | Screw (visor to header panel) — No. 10 \times $\frac{1}{2}$ " long | | | | 4 |
| | (F) 211E-17700 | Mirror (interior rear view) | | | | 1 |
| | | Screw (mirror to header panel) — No. 8 \times $\frac{1}{2}$ " long | | | | 1 |
| | | Screw (mirror to header panel) — No. 4 \times $\frac{1}{2}$ " long | | | | 2 |
| BB26 | 36 B 478 | Trim (windscreen pillar) — R.H. | | | | 1 |
| BB24 | 36 B 477 | Trim (windscreen pillar) — L.H. | | | | 1 |
| BB49 | 36 B 760 | Panel (door surround trim) — R.H. | | | | 1 |
| | 36 B 759 | Panel (door surround trim) — L.H. | | | | 1 |
| | | Screw (panel to body) — No. 4 \times $\frac{1}{2}$ " | | | | 16 |
| | WSC/2633/24/17 | Trim cap — black | | | | 16 |
| | 36 B 569 | Trim (rear scuttle) | | | | 1 |
| | 36 B 570 | Angle (rear scuttle fixing) | | | | 1 |
| | AD 410 | 'Pop' rivet (angle to tunnel and trim) | | | | 7 |
| | AD 410 | 'Pop' rivet (trim to rear parcel shelf) | | | | 3 |
| | | Screw (trim to rear parcel shelf) | | | | 2 |
| | | Woodscrew (trim to timber spacing rail) | | | | 4 |
| | 36 B 640 | Timber rail (spacing) | | | | 1 |
| | | Screw (rail to strut brace) | | | | 4 |
| BB86 | 36 B 835 | Shelf (rear parcel) | | | | 1 |
| BB85 | 36 B 540 | Clip (parcel shelf support) | | | | 7 |
| | 36 B 778 | Panel (rear quarter trim) — R.H. | | | | 1 |
| | 36 B 777 | Panel (rear quarter trim) — L.H. | | | | 1 |
| | PP 3017 | Coat hook | | | | 2 |
| BB67 | | Woodscrew (coat hook to body) — No. 6 \times $\frac{3}{4}$ " long — chrome | | | | 4 |
| | 36 B 476 | Valance (heater) — R.H. | | | | 1 |
| | 36 B 475 | Valance (heater) — L.H. | | | | 1 |
| | 207-ED-179-00 | Plug (valances to panel) — black | | | | 4 |
| | ST/C/06/06 | Screw (valances to panel) — No. 6 \times $\frac{3}{8}$ " | | | | 8 |
| | ARH 189 | Ash tray | | | | 1 |
| | 36 B 560 | Bracket (ash tray mounting) | | | | 1 |
| | 4021 | Screw (ash tray to bracket) — No. 4 \times $\frac{1}{2}$ " long | | | | 2 |
| | | Woodscrew (bracket to instrument panel) — No. 2 \times $\frac{1}{2}$ " long | | | | 2 |
| | 36 B 732 | Bracket assembly (heater and instrument panel mounting) | | | | 1 |
| | A36 B 568 | Panel (rear quarter trim) — R.H. — with ventilation system | | | | 1 |
| | A36 B 567 | Panel (rear quarter trim) — L.H. — with ventilation system | | | | 1 |
| | | Clip (trim panel to baffle box) | | | | 4 |
| | 76/589 | Snap-sac | | | | 4 |

| Illustration Reference | Part Number | Description | Next Assembly | Quantity | | |
|--------------------------------------|-------------|--------------------|---|-----------|----|-------|
| | | | | S1 | S2 | Coupé |
| BODY SECTION (continued) | | | | | | |
| BODY ASSEMBLY - Exterior Trim | | | | | | |
| | 26 | B 399 | 'Tenax' fastener (tonneau and cant rail to rear scuttle) | | 4 | 4 - |
| | | 759 | Press stud - male - 'Dot' | | 4 | 4 - |
| | | | Washer - 2 B.A. | | 4 | 4 - |
| | | | Nut - 2 B.A. nyloc 'P' | | 4 | 4 - |
| | 26 | B 399 | 'Tenax' fastener (tonneau and hood fixing to rear scuttle and doors) | | 8 | 8 - |
| | | | Washer - 2 B.A. | | 8 | 8 - |
| | | | Nut - 2 B.A. nyloc 'P' | | 8 | 8 - |
| BA82 | A26 | B 718 | Cant rail assembly - R.H. | | 1 | 1 - |
| BA81 | A26 | B 717 | Cant rail assembly - L.H. | | 1 | 1 - |
| BA115 | 26 | B 353 | Mounting pad (cant rail foot) | A26B717/8 | 2 | 2 - |
| | | | 'Ladac' - $\frac{3}{8} \times \frac{1}{4} \times 2$ " | A26B717/8 | 2 | 2 - |
| | | | 'Ladac' - $\frac{3}{8} \times \frac{3}{4} \times 3\frac{1}{2}$ " | A26B717/8 | 2 | 2 - |
| BA83 | 26 | B 374 | Edging strip - 40" long | A26B717/8 | 2 | 2 - |
| | 26 | B 296 | Weatherseal - 35" long | A26B717/8 | 2 | 2 - |
| | 26 | B 312 | Sealing pad | A26B717/8 | 2 | 2 - |
| BA80 | 26 | B 310 | Drip rail - R.H. | A26B717/8 | 1 | 1 - |
| | 26 | B 309 | Drip rail - L.H. | A26B717/8 | 1 | 1 - |
| | | 10280613 | 'Pop' rivet (drip rail to cant rail) - $\frac{3}{16}$ " dia. | A26B717/8 | 16 | 16 - |
| | | | Washer - $\frac{3}{16}$ " dia. | A26B717/8 | 16 | 16 - |
| | 26 | B 294 | Spigot (cant rail to windscreen frame) | A26B717/8 | 2 | 2 - |
| | | PT/B026 | Nut (spigot to cant rail) - 2 B.A. nyloc | A26B717/8 | 4 | 4 - |
| | | | Washer - 2 B.A. | A26B717/8 | 4 | 4 - |
| | 26 | B 293 | Distance piece (rear hood stick mounting) | A26B717/8 | 2 | 2 - |
| | | | Screw (rear hood stick mounting) - $\frac{1}{2}$ " U.N.C. $\times \frac{3}{4}$ " long | A26B717/8 | 2 | 2 - |
| | 26A | B 291 | Peg (cant rail foot location) | A26B717/8 | 2 | 2 - |
| | | | Washer - $\frac{1}{2}$ " dia. | A26B717/8 | 4 | 4 - |
| | | SCO 2153 | Retaining clip | A26B717/8 | 2 | 2 - |
| | | | Locknut - $\frac{1}{2}$ " | A26B717/8 | 2 | 2 - |
| BA79 | 26 | B 728 | Hood assembly | | 1 | 1 - |
| BA85 | 26 | B 299 | Hood stick - front | 26B728 | 1 | 1 - |
| BA84 | 26 | B 300 | Hood stick - rear | 26B728 | 1 | 1 - |
| | | 671 | Button (retaining strap fastener) - 'Dot' | 26B728 | 1 | 1 - |
| | | 548 | Socket - 'Dot' | 26B728 | 1 | 1 - |
| | | 550 | Stud - 'Dot' | 26B728 | 1 | 1 - |
| | | 550A | Eyelet - 'Dot' | 26B728 | 1 | 1 - |
| | | 671 | Button (hood to cant rail) - 'Dot' | 26B728 | 12 | 12 - |
| | | 548 | Socket - 'Dot' | 26B728 | 12 | 12 - |
| BA92 | 26 | B 308 | 'Tenax' fastener - female | 26B728 | 8 | 8 - |
| | | | Tonneau cover - R.H.D. - black - optional extra | | 1 | 1 - |
| | 26 | B 307 | Tonneau cover - L.H.D. - black - optional extra | | 1 | 1 - |
| | 26 | B 318 | Clip strip (tonneau cover) | 26B307/8 | 2 | 2 - |
| | | 31 | 'Tenax' fastener - female | 26B307/8 | 12 | 12 - |
| | | 201 | 'Tenax' fastener - female | 26B307/8 | 4 | 4 - |
| | | 24 | 'Tucker' eyelet and ring | 26B307/8 | 2 | 2 - |
| | | | Zip (tonneau cover) | 26B307/8 | 1 | 1 - |
| BA135 | 26 | B 271 | Heater intake grille | | 1 | 1 1 |
| BA15 | 26 | B 272 | Radiator intake grille | | 1 | 1 1 |
| | | | Screw (grille to body) - No. 10 $\times \frac{1}{2}$ " long | | 4 | 4 4 |
| | | SNU 2013 | Spring nut - No. 10 | | 4 | 4 4 |
| BA16 | 26 | B 269 | Badge (nose) | | 1 | 1 1 |
| | | | Nut (nose badge to body) - 2 B.A. nyloc 'T' | | 2 | 2 2 |
| | | | Washer - $\frac{3}{16}$ " dia. | | 2 | 2 2 |
| | 26 | B 274 | Nameplate - 'LOTUS' | | - | 1 - |
| | 26 | B 275 | Nameplate - 'ELAN' | | - | 1 1 |

| Illustration Reference | Part Number | Description | Next Assembly | Quantity | | |
|--|-------------------|-------------------------------------|---|----------|----|-------|
| | | | | S1 | S2 | Coupé |
| BODY SECTION (continued) | | | | | | |
| BODY ASSEMBLY – Exterior Trim (continued) | | | | | | |
| | 26 | B 280 | Nameplate – 'S2' | – | 1 | – |
| | | | Nameplate – '1600' | 1 | – | – |
| | | SCL1689-17-OS | Fastener (nameplates to body) | 4 | 15 | 10 |
| | 36 | B 544 | Nameplate (boot lid) – 'L' | – | – | 1 |
| | 36 | B 545 | Nameplate (boot lid) – 'O' | – | – | 1 |
| | 36 | B 546 | Nameplate (boot lid) – 'T' | – | – | 1 |
| | 36 | B 547 | Nameplate (boot lid) – 'U' | – | – | 1 |
| | 36 | B 548 | Nameplate (boot lid) – 'S' | – | – | 1 |
| | | 2191 | Clip (nameplate to boot lid) | – | – | 11 |
| GA11 | 36 | B 501 | Badge plate 'World Champions' | – | 2 | 2 |
| | 36 | B 502 | Packing piece | – | 2 | 2 |
| | | 1/327 | Bezel | – | 2 | 2 |
| | | 2191 | Clip | – | 2 | 2 |
| BB70 | 36 | B 310 | Drip rail – R.H. | – | – | 1 |
| | 36 | B 309 | Drip rail – L.H. | – | – | 1 |
| | | ST/E/06/08 | Screw (drip rail to body) – No. 6 × ½" long | – | – | 10 |
| | | ST/E/06/12 | Screw (drip rail to body) – No. 6 × ¾" long | – | – | 6 |
| | | SNP 1212 | Nut – No. 6 | – | – | 16 |
| BODY EXTERIOR FINISH COLOURS | | | | | | |
| | CGW 106 | Cirrus white | | ar | ar | ar |
| | BF 4758 | Jaguar racing green | | ar | ar | – |
| | CBG 308 | Medici blue | | ar | ar | ar |
| | GR 227 | Carmen red | | ar | ar | – |
| | | M.G. British racing green | | – | – | ar |
| | | Ford Monaco red | | – | – | ar |

| Illustration Reference | Part Number | Description | Next Assembly | Quantity | | |
|------------------------------------|--------------|---|---------------|----------|----|-------|
| | | | | S1 | S2 | Coupé |
| BODY SECTION (continued) | | | | | | |
| BODY ASSEMBLY - S1/S2 Doors | | | | | | |
| | 26 B 708 | Door assembly - R.H. | 26B700/1 | 1 | 1 | - |
| | 26 B 707 | Door assembly - L.H. | 26B700/1 | 1 | 1 | - |
| BA38 | A26 B 756 | Door panels assembly G.F.R.P. - R.H. | 26B708 | 1 | 1 | - |
| BA39 | A26 B 755 | Door panels assembly G.F.R.P. - L.H. | 26B707 | 1 | 1 | - |
| | J 004 | Bobbin - $\frac{3}{16}$ " U.N.C. | A26B755/6 | 8 | 8 | - |
| | J 001 | Bobbin - $\frac{1}{4}$ " U.N.C. | A26B755/6 | 20 | 20 | - |
| BA37 | 26 B 072 | Door hinge arm | 26B707/8 | 4 | 4 | - |
| | 26 B 073 | Door hinge pin | 26B707/8 | 4 | 4 | - |
| | 26 B 069 | Door hinge pin locking bolt | 26B707/8 | 4 | 4 | - |
| | | Bolt (door hinge mounting) - $\frac{5}{16}$ " U.N.C. \times $1\frac{1}{2}$ " long | 26B707/8 | 4 | 4 | - |
| | | Bolt (door hinge mounting) - $\frac{5}{16}$ " U.N.C. \times $1\frac{1}{4}$ " long | 26B707/8 | 4 | 4 | - |
| | 26 B 079 | Washer (door hinge mounting) | 26B707/8 | 4 | 4 | - |
| | 26 B 103 | Washer (door hinge mounting) | 26B707/8 | 4 | 4 | - |
| | | Lockwasher - $\frac{3}{8}$ " dia. | 26B707/8 | 8 | 8 | - |
| BA61 | A26 B 752 | Rear guide channel assembly - R.H. | 26B708 | 1 | 1 | - |
| BA120 | A26 B 751 | Rear guide channel assembly - L.H. | 26B707 | 1 | 1 | - |
| BA46A | A26 B 100 | Mounting channel - R.H. | A26B752 | 1 | 1 | - |
| BA136 | A26 B 099 | Mounting channel - L.H. | A26B751 | 1 | 1 | - |
| | R 796 | Glazing channel - 14" long | A26B751/2 | 2 | 2 | - |
| | 26 B 406 | Spring (window lock) | A26B751/2 | 2 | 2 | - |
| | | Rivet (spring and glazing channel to mounting channel) - $\frac{3}{32}$ " dia. \times $\frac{3}{16}$ " long | A26B751/2 | 8 | 8 | - |
| | 26 B 408 | Window lock arm - L.H. | A26B752 | 1 | 1 | - |
| | 26 B 407 | Window lock arm - R.H. | A26B751 | 1 | 1 | - |
| | 26 B 392 | Pivot pin (window lock) | A26B751/2 | 2 | 2 | - |
| | | Washer - $\frac{1}{8}$ " dia. | A26B751/2 | 2 | 2 | - |
| | 26 B 394 | Knob (window lock) | A26B751/2 | 2 | 2 | - |
| | 26 B 390 | Rod (window lock knob) | A26B751/2 | 2 | 2 | - |
| | NQ/Z086/11/6 | Nut (knob rod to lock arm) - No. 8 U.N.C. nyloc | A26B751/2 | 2 | 2 | - |
| | 26 B 391 | Rubberpad (rear guide channel) - 0.50" \times 0.70" \times 0.06" | A26B751/2 | 4 | 4 | - |
| | A26 B 321 | Sealing strip (rear guide channel to door lock mounting plate) | 26B707/8 | 2 | 2 | - |
| BA57 | 26 B 746 | Front guide channel assembly - L.H. | 26B708 | 1 | 1 | - |
| BA121 | 26 B 745 | Front guide channel assembly - R.H. | 26B707 | 1 | 1 | - |
| | 26 B 453 | Window guide channel | 26B745/6 | 2 | 2 | - |
| | 26 B 559 | Packing piece (guide channel to mounting channel) | 26B745/6 | 6 | 6 | - |
| | | Rivet - $\frac{1}{8}$ " dia. \times $\frac{3}{8}$ " long \times 120° countersunk head | 26B745/6 | 8 | 8 | - |
| | Y555F | Glazing channel - 28" long | 26B745/6 | 2 | 2 | - |
| | 26 B 101 | Sealing strip (front guide channel) | 26B745/6 | 2 | 2 | - |
| | 111A | Screw (front and rear guide channel assembly to door) - $\frac{1}{4}$ " U.N.C. \times $\frac{3}{4}$ " long | 26B707/8 | 8 | 8 | - |
| | | Lockwasher - $\frac{1}{4}$ " dia. internal tooth | 26B707/8 | 8 | 8 | - |
| | | Washer - $\frac{1}{4}$ " dia. | 26B707/8 | 8 | 8 | - |
| | | Penny washer - $\frac{1}{4}$ " dia. | 26B707/8 | 8 | 8 | - |
| | 26 B 093 | Shim (front guide channel mounting) - 0.036" thick | 26B707/8 | 8 | 8 | - |
| | 26 B 094 | Shim (front guide channel mounting) - 0.080" thick | 26B707/8 | 8 | 8 | - |
| BA45 | 26 B 747 | Window counterbalance assembly | 26B707/8 | 2 | 2 | - |
| | 26 B 112 | Window 'up' stop | 26B747 | 2 | 2 | - |

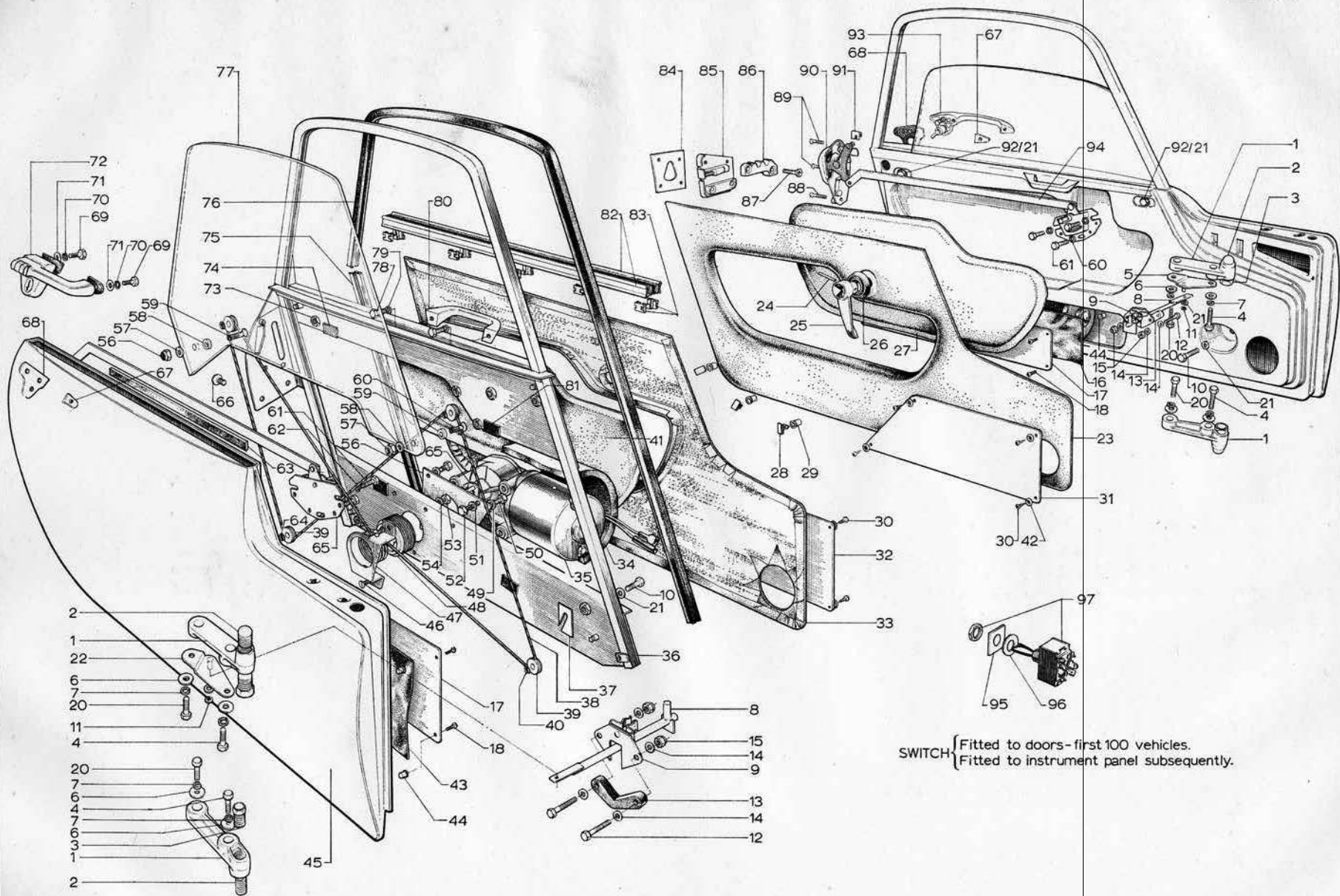
| Illustration Reference | Part Number | Description | Next Assembly | Quantity | | |
|--|-------------|---|----------------------|----------|----|-------|
| | | | | S1 | S2 | Coupé |
| BODY SECTION (continued) | | | | | | |
| BODY ASSEMBLY - Coupé Doors (continued) | | | | | | |
| | | Screw ('up' stop to arm) - 2 B.A. $\times \frac{1}{2}$ " long | 26B747 | 2 | 2 | - |
| | A26 B 114 | Window 'down' stop | 26B707/8 | 2 | 2 | - |
| | | Screw ('down' stop to door shell) - No. 4 $\times \frac{3}{4}$ " long countersunk - self tapping | 26B707/8 | 4 | 4 | - |
| | 2/1173 | Lifting stud assembly | 26B747 | 4 | 4 | - |
| | 44738-S7 | Washer - $\frac{3}{16}$ " I.D. $\times 1\frac{3}{8}$ " O.D. $\times \frac{3}{16}$ " thick | 26B747 | 4 | 4 | - |
| | 26 B 110 | Scissors and spring mounting plate | 26B747 | 2 | 2 | - |
| | 2/2455 | Washer | 26B747 | 2 | 2 | - |
| | 2/1720 | Belleville washer | 26B747 | 2 | 2 | - |
| BA47 | 26 B 111 | Spring | 26B747 | 2 | 2 | - |
| | 26 B 113 | Rubber sleeve | 26B747 | 2 | 2 | - |
| | 26 B 091 | Side window lifting channel | 26B747 | 2 | 2 | - |
| | | Screw (window counterbalance assembly to door) - $\frac{1}{2}$ " U.N.C. $\times \frac{3}{4}$ " long | 26B707/8 | 4 | 4 | - |
| | | Washer - $\frac{1}{4}$ " dia. | 26B707/8 | 4 | 4 | - |
| | | Lockwasher - $\frac{1}{4}$ " dia. | 26B707/8 | 4 | 4 | - |
| BA58 | A26 B 710 | Glass (door window) assembly - R.H. | 26B708 | 1 | 1 | - |
| BA58 | A26 B 709 | Glass (door window) assembly - L.H. | 26B707 | 1 | 1 | - |
| BA60 | A26 B 092 | Finger lift | A26B709/10 | 2 | 2 | - |
| | A26 B 393 | Finger lift backing plate | A26B709/10 | 2 | 2 | - |
| BA44 | 3/11130 | Door lock striker - R.H. | 26B701 | 1 | 1 | - |
| BA110 | 3/11131 | Door lock striker - L.H. | 26B700 | 1 | 1 | - |
| | 2000/1493 | Tapping plate (door lock striker) | 26B700/1 | 2 | 2 | - |
| | | Screw (door lock striker to tapping plate) - $\frac{1}{4}$ " $\times 1$ " long | 26B700/1 | 4 | 4 | - |
| BA43 | 26 B 010B | Shim (door lock striker plate) | 26B700/1 | ar | ar | - |
| | A26 B 734 | Door lock and plate assembly - L.H. | 26B708 | 1 | 1 | - |
| BA111 | A26 B 733 | Door lock and plate assembly - R.H. | 26B707 | 1 | 1 | - |
| | 3/10486 | Door lock - R.H. | A26B733 | 1 | 1 | - |
| | 3/10487 | Door lock - L.H. | A26B734 | 1 | 1 | - |
| | B26 B 074 | Door lock mounting plate - R.H. | A26B734 | 1 | 1 | - |
| | B26 B 075 | Door lock mounting plate - L.H. | A26B733 | 1 | 1 | - |
| | | Screw - $\frac{1}{2}$ " $\times \frac{1}{2}$ " long | A26B733/4 | 6 | 6 | - |
| | | Screw (door lock mounting plate to door) - $\frac{1}{4}$ " U.N.C. $\times \frac{3}{4}$ " long | 26B707/8 | 6 | 6 | - |
| | | Washer - $\frac{1}{4}$ " dia. | 26B707/8 | 6 | 6 | - |
| | | Lockwasher - $\frac{1}{4}$ " dia. | A26B707/8 | 6 | 6 | - |
| | A26 B 076 | Interior handle - R.H. | A26B734 | 1 | 1 | - |
| | A26 B 077 | Interior handle - L.H. | A26B733 | 1 | 1 | - |
| | | Screw (handle to door lock) - No. 8 U.N.C. $\times \frac{1}{2}$ " long | A26B733/4 | 4 | 4 | - |
| | 26 B 086 | Washer | A26B733/4 | 6 | 6 | - |
| | | Waved washer - $\frac{1}{4}$ " dia. | A26B733/4 | 4 | 4 | - |
| | 3/9943 | Spring | A26B733/4 | 2 | 2 | - |
| | 26 B 087 | Tag (interior handle) | A26B733/4 | 2 | 2 | - |
| | | Screw (tag to mounting plate) - $\frac{1}{4}$ " $\times \frac{1}{2}$ " long - chrome plated | A26B733/4 | 2 | 2 | - |
| | | Nut - $\frac{1}{2}$ " 'stover' | A26B733/4 | 2 | 2 | - |
| | 26 B 085 | Sleeve nut (door lock guide) | A26B733/4 | 2 | 2 | - |
| | | Screw - No. 8 U.N.C. $\times \frac{3}{8}$ " long | A26B733/4 | 2 | 2 | - |
| BA41 | 26 B 081 | Handle (door exterior) | 26B707/8 | 2 | 2 | - |
| BA40 | 26 B 082 | Gasket (door handle to door) - front | 26B707/8 | 2 | 2 | - |

| Illustration Reference | Part Number | Description | Next Assembly | Quantity | | |
|--|-----------------|--|---------------|----------|----|-------|
| | | | | S1 | S2 | Coupé |
| BODY SECTION (continued) | | | | | | |
| BODY ASSEMBLY - S1/S2 Doors (continued) | | | | | | |
| BA42 | 26 B 083 | Gasket (door handle to door) - rear | 26B707/8 | 2 | 2 | - |
| | | Locknut (handle to door) - $\frac{1}{4}$ " U.N.C. | 26B707/8 | 4 | 4 | - |
| | | Washer - $\frac{1}{2}$ " dia. | 26B707/8 | 4 | 4 | - |
| | | Lockwasher - $\frac{1}{2}$ " dia. | 26B707/8 | 4 | 4 | - |
| | 26 B 720A | Door trim assembly - R.H. - black | | 1 | 1 | - |
| | 26 B 720B | Door trim assembly - R.H. - red | | 1 | 1 | - |
| | 26 B 719A | Door trim assembly - L.H. - black | | 1 | 1 | - |
| | 26 B 719B | Door trim assembly - L.H. - red | | 1 | 1 | - |
| BA49 | A26 B 722A | Door trim panel - R.H. - black | 26B720A | 1 | 1 | - |
| BA49 | A26 B 722B | Door trim panel - R.H. - red | 26B720B | 1 | 1 | - |
| BA118 | A26 B 721A | Door trim panel - L.H. - black | 26B719A | 1 | 1 | - |
| BA118 | A26 B 721B | Door trim panel - L.H. - red | 26B719B | 1 | 1 | - |
| | A26 B 221 | Plate (armrest attachment) | A26B721/2 | 2 | 2 | - |
| | A26 B 222 | Backing strip (armrest attachment) | A26B721/2 | 2 | 2 | - |
| | 10280613 | 'Pop' rivet $\frac{3}{8}$ " dia. | A26B721/2 | 10 | 10 | - |
| | | Screw (trim to door) - No. 4 1" long - self tapping | 26B707/8 | 6 | 6 | - |
| | | Screw - No. 4 x $\frac{5}{8}$ " long | 26B707/8 | 2 | 2 | - |
| | | Trim cap - No. 4 - black | 26B707/8 | 2 | 2 | - |
| | A26 B 054 | Spacer block (trim to door) | 26B707/8 | 4 | 4 | - |
| | 26 B 244 | Strip (trim panel capping) - R.H. | 26B720 | 1 | 1 | - |
| | 26 B 245 | Strip (trim panel capping) - L.H. | 26B719 | 1 | 1 | - |
| | AM1SS | Weatherstrip - 28" long | 26B719/20 | 4 | 4 | - |
| | 3471 | Clip (weatherstrip mounting fixing) | 26B719/20 | 20 | 20 | - |
| | 26 B 246 | Channel (exterior weatherstrip mounting) - R.H. | 26B719/20 | 1 | 1 | - |
| | 26 B 247 | Channel (exterior weatherstrip mounting) - L.H. | 26B719/20 | 1 | 1 | - |
| | 26 B 252 | Clamp (exterior weatherstrip mounting channel) | 26B719/20 | 2 | 2 | - |
| | ST/C/08/16/10/2 | Screw (clamp mounting) - No. 8 x 1" long | 26B719/20 | 2 | 2 | - |
| | SNU 2013 | Spring nut - No. 8 | 26B719/20 | 2 | 2 | - |
| | | Screw - No. 4 x $\frac{1}{2}$ " long - self tapping | 26B719/20 | 2 | 2 | - |
| BA54 | B26 B 724A | Door armrest trim panel - R.H. - black | 26B720 | 1 | 1 | - |
| BA54 | B26 B 724B | Door armrest trim panel - R.H. - red | 26B720B | 1 | 1 | - |
| BA117 | B26 B 723A | Door armrest trim panel - L.H. - black | 26B721A | 1 | 1 | - |
| BA117 | B26 B 723B | Door armrest trim panel - L.H. - red | 26B721B | 1 | 1 | - |
| | | Screw (armrest assembly to door) - No. 4 B.A. x 1" long | B26B723/4 | 10 | 10 | - |
| | | Rawlnut - 4 B.A. | B26B723/4 | 10 | 10 | - |
| | | Cupwasher - 4 B.A. | B26B723/4 | 10 | 10 | - |
| | | Screw - No. 4 x $\frac{5}{8}$ " long - self tapping | B26B723/4 | 2 | 2 | - |
| | SSC2633/24/27 | Trim cap - black | B26B723/4-A | 6 | 6 | - |
| | SSC2633/22/13 | Trim cap - red | B26B723/4-B | 6 | 6 | - |
| BA52 | 26 B 212 | Trim extension G.F.R.P. - R.H. | 26B720 | 1 | 1 | - |
| | 26 B 211 | Trim extension G.F.R.P. - L.H. | 26B719 | 1 | 1 | - |
| | | Screw (trim to extension door) - No. 4 x $\frac{5}{8}$ " long | 26B719/20 | 2 | 2 | - |
| | SSC2633/24/27 | Trim cap - black | 26B719/20 | 2 | 2 | - |
| | ST/C/04/10 | Screw (trim extension to armrest panel) - No. 8 x $\frac{3}{4}$ " long | 26B719/20 | 4 | 4 | - |

| Illustration Reference | Part Number | Description | Next Assembly | Quantity | | |
|--|-------------|--|---------------|----------|----|-------|
| | | | | S1 | S2 | Coupé |
| BODY SECTION (continued) | | | | | | |
| BODY ASSEMBLY – S1/S2 Doors (continued) | | | | | | |
| | SNR 2727 | Speed nut | 26B719/20 | 4 | 4 | – |
| BA56 | 7/2095 | Ashtray assembly | 26B719/20 | 2 | 2 | – |
| BA55 | 10/1 | Door pull | 26B719/20 | 2 | 2 | – |
| | | Screw (door pull to armrest) – No. 8×1" long – self tapping | 26B719/20 | 4 | 4 | – |
| BA38 | 26 B 320 | Seal (door surround) – on door | 26B700/1 | 2 | 2 | – |
| BA27 | 26 B 323 | Weatherseal (door) and door stop – on body | 26B700/1 | 2 | 2 | – |

ORIGINAL COPYRIGHT HOLDER LOTUS CARS LIMITED 1966

FILE NOT TO BE REDISTRIBUTED FOR PROFIT



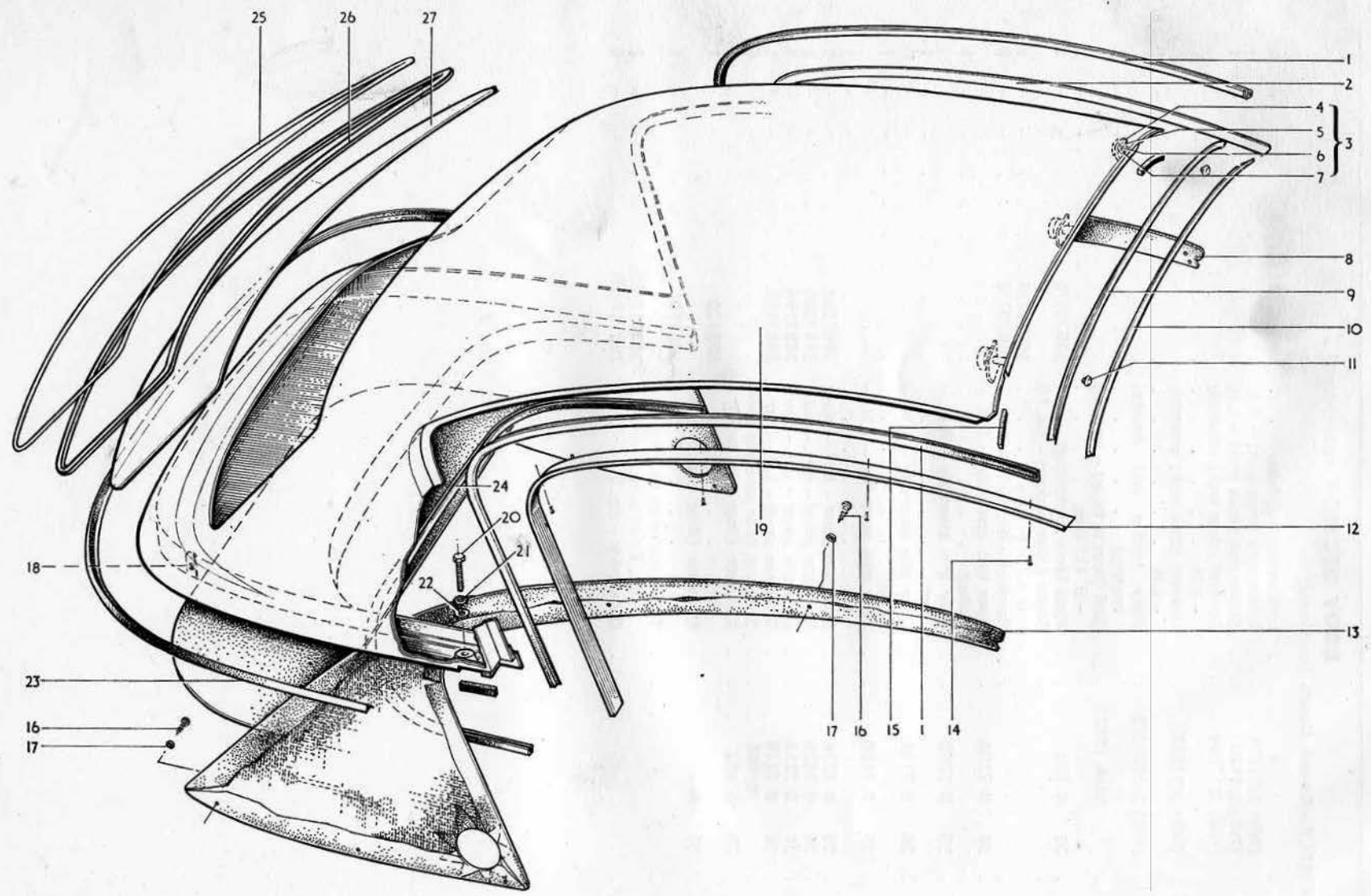
SWITCH { Fitted to doors-first 100 vehicles.
 { Fitted to instrument panel subsequently.

COUPÉ - DOORS

| Illustration Reference | Part Number | Description | Next Assembly | Quantity | | |
|------------------------------------|--------------|---|---------------|----------|----|-------|
| | | | | S1 | S2 | Coupé |
| BODY SECTION (continued) | | | | | | |
| BODY ASSEMBLY - Coupé Doors | | | | | | |
| | 36 B 708 | Door assembly - R.H. | | - | - | 1 |
| | 36 B 707 | Door assembly - L.H. | | - | - | 1 |
| BC45 | 36 B 756 | Door panels assembly - G.F.R.P. - R.H. | 36B708 | - | - | 1 |
| | 36 B 755 | Door panels assembly - G.F.R.P. - L.H. | 36B707 | - | - | 1 |
| | J 001 | Bobbin - $\frac{1}{4}$ " U.N.C. | 36B755/6 | - | - | 4 |
| | J 004 | Bobbin - $\frac{3}{8}$ " U.N.C. | 36B755/6 | - | - | 8 |
| | J 008 | Bobbin - $\frac{3}{8}$ " clear | 36B755/6 | - | - | 8 |
| BC1 | 26 B 072 | Door hinge arm | 36B707/8 | - | - | 4 |
| BC2 | 26 B 073 | Door hinge pin | 36B707/8 | - | - | 4 |
| BC3 | 26 B 069 | Door hinge pin locking bolt | 36B707/8 | - | - | 4 |
| BC4 | | Bolt (lower door hinge mounting) - $\frac{3}{8}$ " U.N.C. \times $1\frac{1}{2}$ " long | 36B707/8 | - | - | 2 |
| BC20 | | Bolt (lower door hinge mounting) - $\frac{3}{8}$ " U.N.C. \times $1\frac{1}{2}$ " long | 36B707/8 | - | - | 2 |
| BC6 | 26 B 079 | Washer (lower door hinge mounting) | 36B707/8 | - | - | 4 |
| BC6 | 26 B 103 | Washer (lower door hinge mounting) | 36B707/8 | - | - | 4 |
| BC7 | | Lockwasher - $\frac{5}{8}$ " dia. | 36B707/8 | - | - | 4 |
| BC4 | | Bolt (upper door hinge and door check mounting) - $\frac{3}{8}$ " U.N.C. \times $1\frac{1}{2}$ " long | 36B707/8 | - | - | 2 |
| BC20 | | Bolt (upper door hinge and door check mounting) - $\frac{3}{8}$ " U.N.C. \times $1\frac{1}{2}$ " long | 36B707/8 | - | - | 2 |
| BC7 | | Lockwasher - $\frac{5}{8}$ " dia. | 36B707/8 | - | - | 4 |
| BC9 | 36 B 801 | Backplate (door check) assembly | 36B707/8 | - | - | 2 |
| BC13 | 36 B 492 | Buffer (door check) | 36B707/8 | - | - | 2 |
| BC12 | | Screw (backplate and buffer to body) - No. 10 U.N.F. \times 1" long | 36B707/8 | - | - | 4 |
| BC15 | | Nut - No. 10 U.N.F. | 36B707/8 | - | - | 4 |
| BC14 | | Washer - $\frac{3}{8}$ " dia. | 36B707/8 | - | - | 8 |
| BC22 | 36 B 820 | Hinge plate (door check) assembly - R.H. | 36B707/8 | - | - | 1 |
| BC5 | 36 B 819 | Hinge plate (door check) assembly - L.H. | 36B707/8 | - | - | 1 |
| BC8 | A36 B 489 | Tube (door check) | 36B707/8 | - | - | 2 |
| BC11 | (G) 64325706 | Spring clip (check tube to hinge plate) | 36B707/8 | - | - | 2 |
| BC21 | | Washer - $\frac{1}{2}$ " dia. | 36B707/8 | - | - | 2 |
| BC36 | A36 B 790 | Window frame assembly - R.H. | 36B707/8 | - | - | 1 |
| | A36 B 789 | Window frame assembly - L.H. | 36B707/8 | - | - | 1 |
| BC80 | 10/5 | Handle (door pull) | 36B707/8 | - | - | 2 |
| BC78 | | Screw (handle to window frame) - No. 10 \times $\frac{1}{2}$ " long | 36B707/8 | - | - | 4 |
| BC79 | | Lockwasher - $\frac{3}{8}$ " dia. | 36B707/8 | - | - | 4 |
| BC92 | | Screw (window frame to door) - top - $\frac{1}{2}$ " \times $\frac{7}{8}$ " long | 36B707/8 | - | - | 4 |
| BC21 | | Washer - $\frac{1}{4}$ " dia. | 36B707/8 | - | - | 4 |
| BC10 | | Screw (window frame to door) - bottom - $\frac{1}{2}$ " \times $\frac{7}{8}$ " long | 36B707/8 | - | - | ar |
| BC21 | | Washer - $\frac{1}{4}$ " dia. | 36B707/8 | - | - | ar |
| BC37 | 26 B 094 | Shim (window frame) | 36B707/8 | - | - | ar |
| BC89 | | Screw (window frame to door) - lockplate - $\frac{1}{4}$ " U.N.C. \times $\frac{1}{2}$ " long | 36B707/8 | - | - | 4 |
| BC77 | 36 B 090 | Glass (door window) | 36B707/8 | - | - | 2 |
| BC75 | 36 B 504 | Glazing channel - short | 36B707/8 | - | - | 2 |
| BC76 | 36 B 505 | Glazing channel - long | 36B707/8 | - | - | 2 |
| BC82 | AM8 | Weatherstrip (glass to window frame sill) - 27" long | 36B707/8 | - | - | 4 |
| BC83 | 3471 | Clip (weatherstrip to frame) | 36B707/8 | - | - | 20 |
| BC74 | 36 B 681 | Anti-rattle (window frame) | 36B707/8 | - | - | 2 |

| Illustration Reference | Part Number | Description | Next Assembly | Quantity | | |
|--|-------------------|---|---------------|----------|----|-------|
| | | | | S1 | S2 | Coupé |
| BODY SECTION (continued) | | | | | | |
| BODY ASSEMBLY – Coupé Doors (continued) | | | | | | |
| BC39 | 36 B 433 | Pulley (window operating cable) | 36B707/8 | - | - | 8 |
| BC40 | 5126 | Circlip (pulley to pivot) | 36B707/8 | - | - | 8 |
| BC38 | A36 B 464 | Cable (window operating mechanism) | 36B707/8 | - | - | 2 |
| BC59 | 36 B 436 | Clamp stud (operating cable to glass) | 36B707/8 | - | - | 4 |
| BC58 | | Washer – copper – $\frac{1}{2}$ " I.D. \times $\frac{5}{8}$ " O.D. \times 18 s.w.g. | 36B707/8 | - | - | 4 |
| BC57 | | Washer – fibre – $\frac{1}{4}$ " I.D. \times $\frac{1}{2}$ " O.D. \times $\frac{3}{16}$ " thick | 36B707/8 | - | - | 4 |
| BC56 | | Nut – $\frac{1}{2}$ " nylon | 36B707/8 | - | - | 4 |
| BC81 | 36 B 650 | Insulating pad | 36B707/8 | - | - | 10 |
| BC56 | 36 B 649 | Plate (motor to window frame) | 36B707/8 | - | - | 2 |
| BC50 | | Screw (plate to window frame) – $\frac{1}{2}$ " U.N.F. \times $\frac{3}{8}$ " long | 36B707/8 | - | - | 6 |
| BC49 | | Lockwasher – $\frac{1}{2}$ " dia. | 36B707/8 | - | - | 6 |
| BC35 | (F) C5AH-17B571-K | Motor (window operating mechanism actuating) | 36B707/8 | - | - | 2 |
| BC52 | | Screw (motor to plate) – $\frac{1}{4}$ " U.N.C. \times $\frac{3}{8}$ " long | 36B707/8 | - | - | 6 |
| BC51 | | Washer – $\frac{3}{16}$ " dia. | 36B707/8 | - | - | 6 |
| BC34 | 36 B 656. | Packing (motor) – $\frac{1}{8}$ " \times $4\frac{1}{2}$ " \times 6" | 36B707/8 | - | - | 2 |
| | 36 M 730 | Cable (main feed) | 36B707/8 | - | - | 1 |
| | 36 M 731 | Cable (switch to main feed) | 36B707/8 | - | - | 2 |
| | 36 M 732 | Cable (switch to motor) | 36B707/8 | - | - | 2 |
| BC97 | Y83/AA | Switch (window lift) | | - | - | 2 |
| BC96 | | Washer – $\frac{1}{2}$ " dia. I.D. | | - | - | 2 |
| BC95 | A36 B 554 | Escutcheon (window switch) | | - | - | 2 |
| BC48 | 36 B 651 | Pulley (window driving) | 36B707/8 | - | - | 2 |
| | 36 B 648. | Bracket (window driving pulley bearing) – R.H. | 36B708 | - | - | 1 |
| BC47 | 36 B 647 | Bracket (window driving pulley bearing) – L.H. | 36B707 | - | - | 1 |
| BC46 | | Screw (bracket to window frame) – No. 10 \times $\frac{3}{8}$ " long | 36B707/8 | - | - | 4 |
| BC53 | | Locknut – No. 10 U.N.F. | 36B707/8 | - | - | 4 |
| BC54 | | Lockwasher – No. 10 | 36B707/8 | - | - | 4 |
| BC43 | 36 B 675 | Plastic sheet (door inner water-proofing) | 36B707/8 | - | - | 2 |
| BC72 | 36 B 798 | Lock (door) assembly – R.H. | 36B708 | - | - | 1 |
| BC90 | 36 B 797 | Lock (door) assembly – L.H. | 36B707 | - | - | 1 |
| BC89 | | Screw (door lock to door) – No. 10 \times $\frac{1}{2}$ " long | 36B707/8 | - | - | 4 |
| BC88 | | Screw – No. 10 \times $\frac{1}{4}$ " long | 36B707/8 | - | - | 2 |
| BC65 | 36 B 806 | Control (door lock remote) assembly – R.H. | 36B708 | - | - | 1 |
| BC94 | 36 B 805 | Control (door lock remote) assembly – L.H. | 36B707 | - | - | 1 |
| BC91 | SF03089/17/00 | Clip (remote control to door lock) | 36B707/8 | - | - | 2 |
| BC61 | | Screw (control to door frame) – No. 10 U.N.F. \times $\frac{3}{8}$ " long | 36B707/8 | - | - | 6 |
| BC60 | | Lockwasher – $\frac{3}{16}$ " dia. | 36B707/8 | - | - | 6 |
| BC63 | 36 B 674 | Pad (remote control assembly to door) – $1\frac{1}{2}$ " \times $\frac{1}{2}$ " \times 15" | 36B707/8 | - | - | 2 |
| BC25 | 1/301 | Handle (door interior) | 36B707/8 | - | - | 2 |
| BC26 | 1/323 | Escutcheon (door interior handle) | 36B707/8 | - | - | 2 |
| BC24 | 7204127 | Cross pin (handle to remote control assembly) | 36B707/8 | - | - | 2 |
| BC72 | 36 B 816 | Handle (door exterior) – R.H. | 36B708 | - | - | 1 |
| BC93 | 36 B 815 | Handle (door exterior) – L.H. | 36B707 | - | - | 1 |
| BC67 | ADA5829 | Gasket (exterior handle) – front | 36B707 | - | - | 2 |
| BC68 | ADA5830 | Gasket (exterior handle) – rear | 36B708 | - | - | 2 |
| BC69 | | Screw (exterior handle to door) – No. 10 \times $\frac{1}{2}$ " long | 36B707/8 | - | - | 4 |
| BC71 | | Washer – $\frac{3}{16}$ " dia. | 36B707/8 | - | - | 4 |

| Illustration Reference | Part Number | Description | Next Assembly | Quantity | | |
|--|----------------|--|---------------|----------|----|-------|
| | | | | S1 | S2 | Coupé |
| BODY SECTION (continued) | | | | | | |
| BODY ASSEMBLY - Coupé Doors (continued) | | | | | | |
| BC70 | | Lockwasher - $\frac{3}{16}$ " dia. | 36B707/8 | - | - | 4 |
| | (WB) 3/11201 | Striker rack (door lock) - R.H. | | - | - | 1 |
| BC80 | (WB) 3/11200 | Striker rack (door lock) - L.H. | | - | - | 1 |
| | (WB) 3/17888 | Dovetail (door lock) assembly - R.H. | | - | - | 1 |
| BC85 | (WB) 3/17887 | Dovetail (door lock) assembly - L.H. | | - | - | 1 |
| BC84 | (WB) 3/16052/3 | Plate (striker and dovetail tapping) | | - | - | 2 |
| BB71 | XUA 1732 | Seal (door to body) - on body - 9' 11" long | | - | - | 2 |
| BC17 | 36 B 633 | Plate (door reinforcing) | 36B707/8 | - | - | 2 |
| BC18 | | Screw (plate to door) - No. 10 U.N.F. $\times \frac{1}{2}$ " long | 36B707/8 | - | - | 8 |
| BC44 | | Rawlnut - No. 10 U.N.F. | 36B707/8 | - | - | 8 |
| BC33/41 | 36 B 720A | Door trim assembly - R.H. - black | | - | - | 1 |
| BC33/41 | 36 B 720B | Door trim assembly - R.H. - red | | - | - | 1 |
| BC23/27 | 36 B 719A | Door trim assembly - L.H. - black | | - | - | 1 |
| BC23/27 | 36 B 719B | Door trim assembly - L.H. - red | | - | - | 1 |
| BC33 | 36 B 722A | Door trim panel - R.H. - black | 36B720A | - | - | 1 |
| BC33 | 36 B 722B | Door trim panel - R.H. - red | 36B720B | - | - | 1 |
| BC23 | 36 B 721A | Door trim panel - L.H. - black | 36B719A | - | - | 1 |
| BC23 | 36 B 721B | Door trim panel - L.H. - red | 36B719B | - | - | 1 |
| BC28/29 | 76/589 | Snapsack (trim panels to door) | | - | - | 6 |
| BC32 | 36 B 482 | Kickplate (door trim panel) - R.H. | 36B720 | - | - | 1 |
| BC31 | 36 B 481 | Kickplate (door trim panel) - L.H. | 36B719 | - | - | 1 |
| BC30 | | Screw (kickplate to door trim) - No. 8 $\times \frac{1}{2}$ " long | 36B719/20 | - | - | 8 |
| BC42 | | Cupwasher - No. 8 | 36B719/20 | - | - | 8 |



HARDTOP ASSEMBLY

| Illustration Reference | Part Number | Description | Next Assembly | Quantity | | |
|---------------------------------|---------------|---|---------------|----------|----|-------|
| | | | | S1 | S2 | Coupé |
| BODY SECTION (continued) | | | | | | |
| BODY ASSEMBLY - Hard Top | | | | | | |
| | 26 B 730 | Hard top assembly - optional extra | | 1 | 1 | - |
| | 26 B 296 | Weather seal (window surround) - 36" long | 26B730 | 2 | 2 | - |
| BD23 | 26 B 297 | Weather seal (rear lower outside edge) - 87" long | 26B730 | 1 | 1 | - |
| BD24 | 26 B 374 | Edging strip (rear lower inside edge) - 72" long | 26B730 | 1 | 1 | - |
| BD9 | 26 B 321 | Seal (front edge) - 45½" long | 26B730 | 1 | 1 | - |
| | 26 B 061 | 'Ladac' - ¾" × ¾" × 3½" | 26B730 | 2 | 2 | - |
| | 26 B 064 | 'Ladac' - ¾" × ¼" × 2" | 26B730 | 2 | 2 | - |
| | 26 B 353 | Mounting pad | 26B730 | 2 | 2 | - |
| BD27 | A26 B 349 | Rear screen | 26B730 | 1 | 1 | - |
| BD26 | A 5132 | Weatherstrip (rear screen) - 105" long | 26B730 | 1 | 1 | - |
| BD25 | CL1078/T1 | Fillerstrip - 105" long | 26B730 | 1 | 1 | - |
| BD12 | A26 B 310 | Drip rail (hard top) - R.H. | 26B730 | 1 | 1 | - |
| BD2 | A26 B 309 | Drip rail (hard top) - L.H. | 26B730 | 1 | 1 | - |
| BD14 | TAP/D440PH | 'Pop' rivet (drip rail to hard top) - ⅝" dia. | 27B730 | 14 | 14 | - |
| BD13 | 26 B 778 | Panel (hard top side trim) assembly - R.H. | 26B730 | 1 | 1 | - |
| BD8 | 26 B 777 | Panel (hard top side trim) assembly - L.H. | 26B730 | 1 | 1 | - |
| BD16 | | Screw (panel to hard top) - No. 4 × ½" self tapping | 26B730 | 16 | 16 | - |
| BD17 | SSC2633/22/12 | Trim cap | 26B730 | 16 | 16 | - |
| BD20 | | Screw (hard top foot to body) - ¼" U.N.C. × 1½" long - chrome | 26B730 | 2 | 2 | - |
| BD21 | | Lockwasher - ¼" | 26B730 | 2 | 2 | - |
| BD22 | | Washer - ¼" I.D. × ⅝" O.D. × 0.064" thick | 26B730 | 2 | 2 | - |
| | A26 B 345 | Clamp plate | 26B730 | 3 | 3 | - |
| | A26 B 346 | Clamp nut | 26B730 | 3 | 3 | - |
| | 900-31A | Circlip (nut to plate) | 26B730 | 3 | 3 | - |
| | 17661 | Touch-up paint - Elephant grey | | | | |

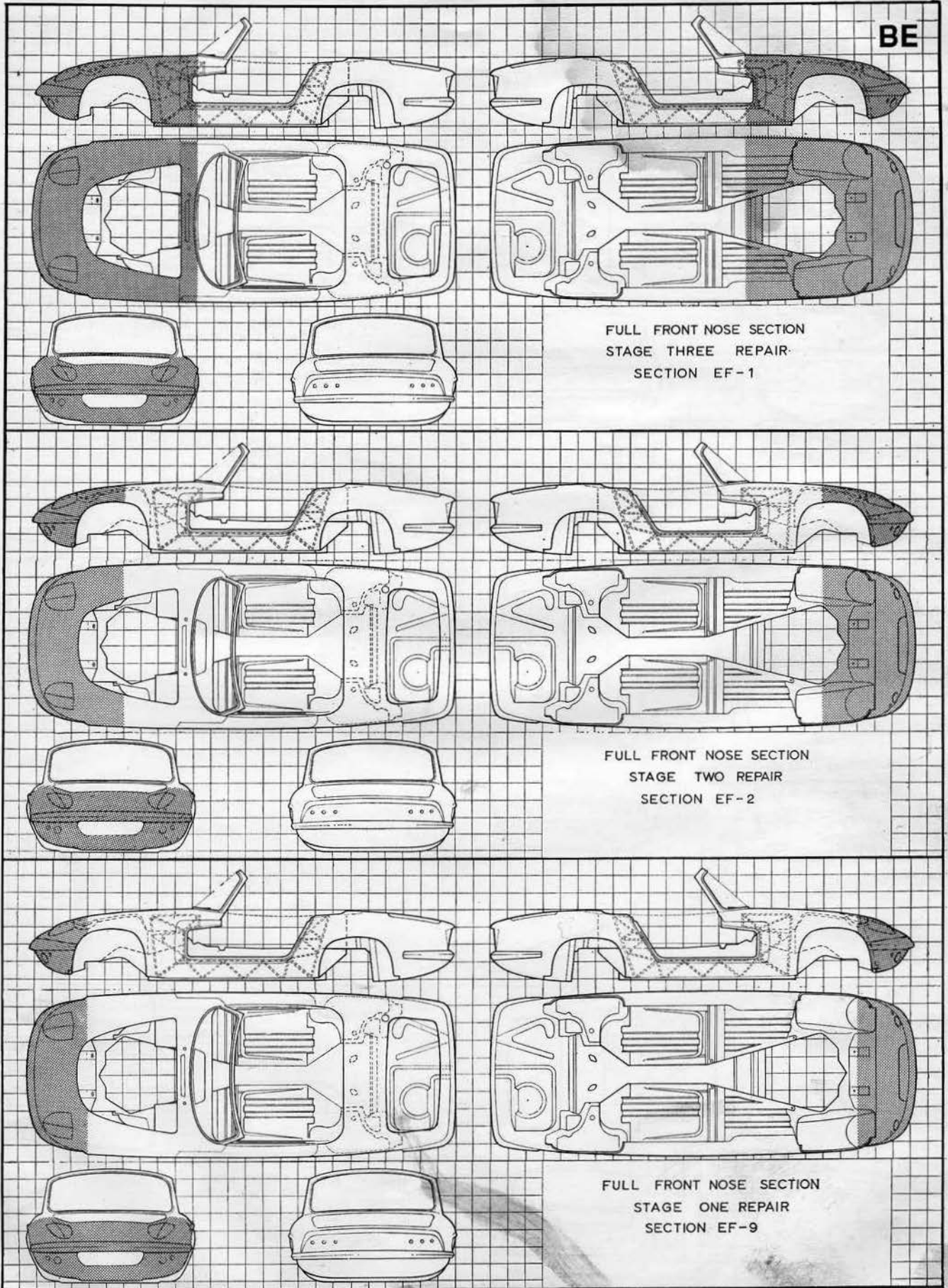
BODY SECTION *(continued)***REPAIR SECTIONS**

The following pages illustrate in diagram form the complete range of glass fibre reinforced plastic body repair sections available in service. To assist identification, the illustrations are shown on a 6" (152.4 mm.) grid and indicate the area of the replacement section; if the damage extends beyond the shaded area, the adjacent panel will also be required and all relevant part numbers should be ordered.

A repair section is not available for the Elan Coupé roof and repair of any damage involving this area should be referred to the Technical Service Department.

All repair sections are supplied in a base primer condition.

BE

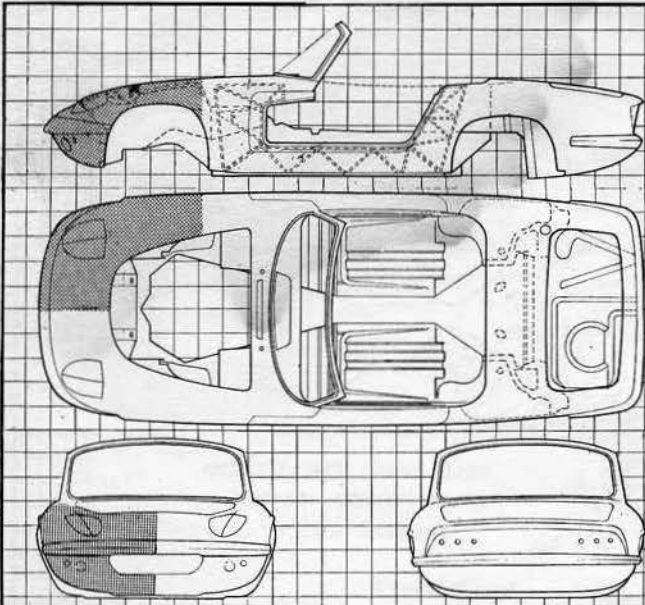


FULL FRONT NOSE SECTION
STAGE THREE REPAIR
SECTION EF-1

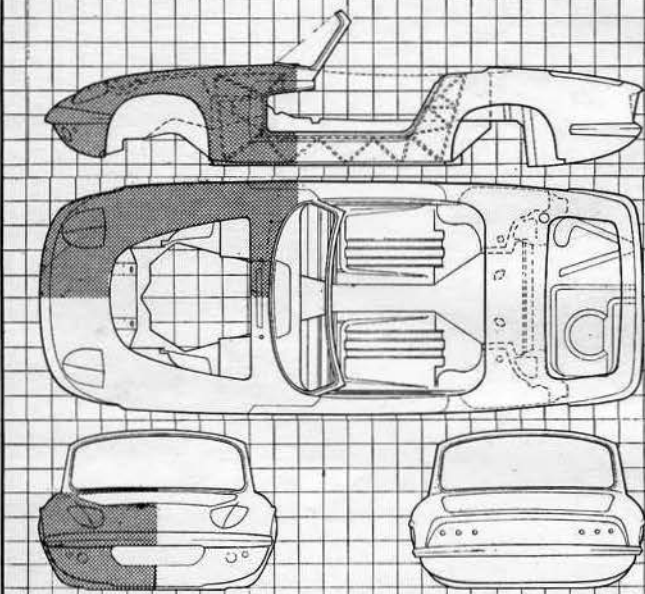
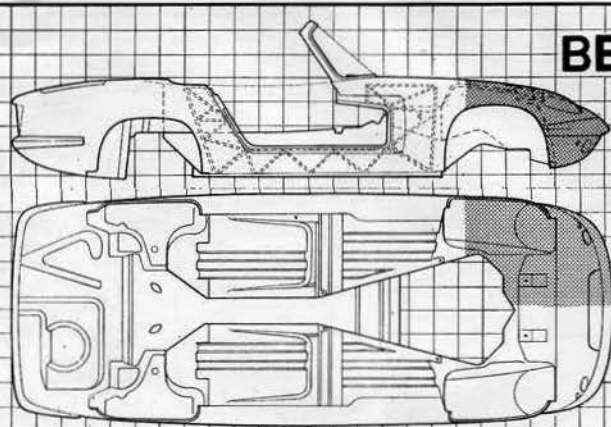
FULL FRONT NOSE SECTION
STAGE TWO REPAIR
SECTION EF-2

FULL FRONT NOSE SECTION
STAGE ONE REPAIR
SECTION EF-9

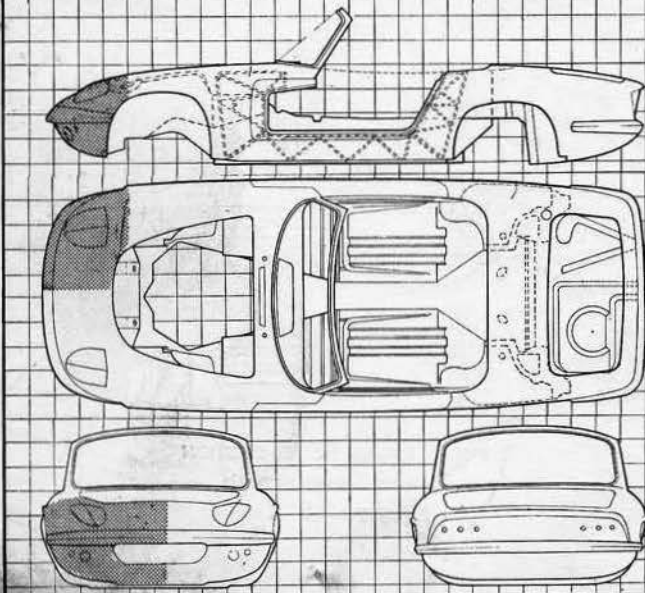
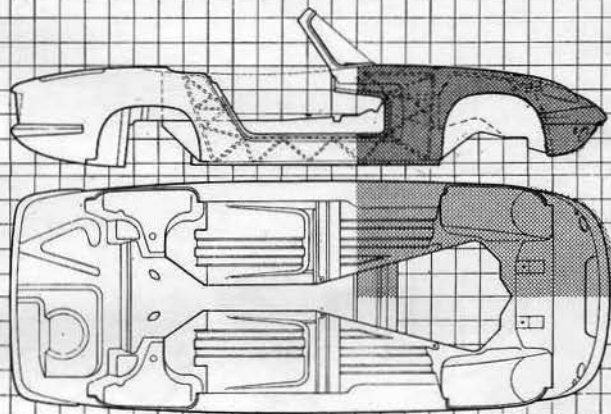
BE



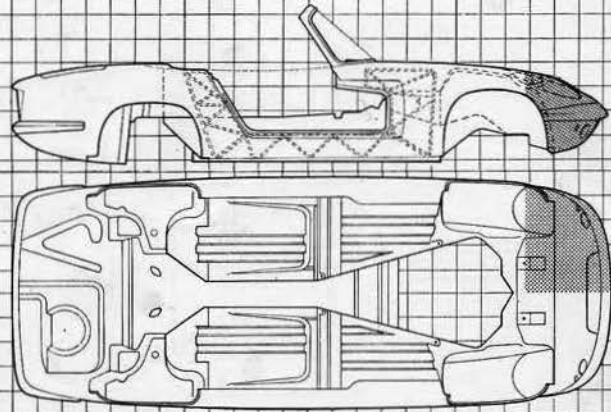
HALF FRONT NOSE SECTION
STAGE TWO REPAIR
SECTION EF-3 - LEFT HAND
SECTION EF-4 - RIGHT HAND



HALF FRONT NOSE SECTION
STAGE THREE REPAIR
SECTION EF-5 - LEFT HAND
SECTION EF-6 - RIGHT HAND

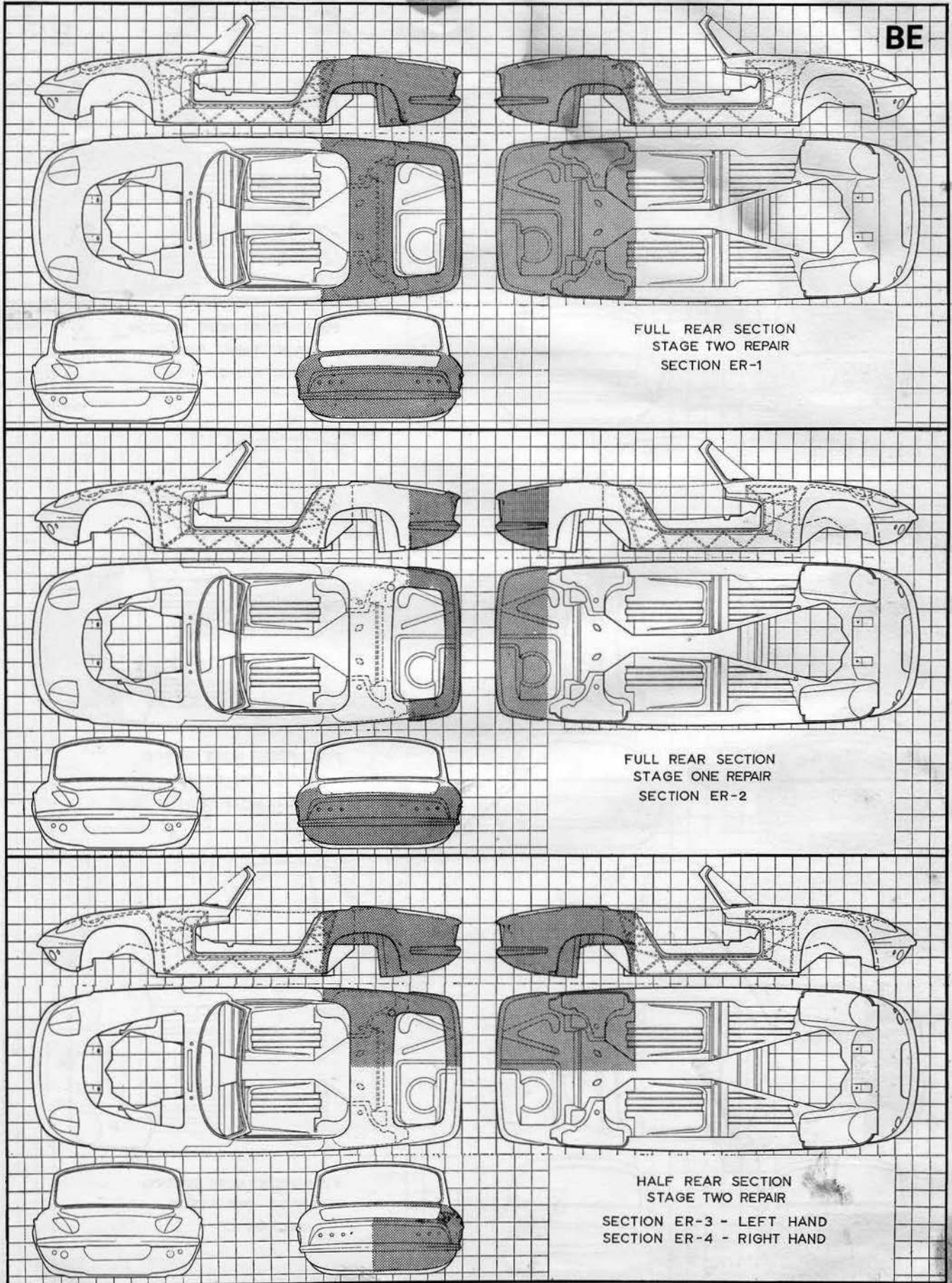


HALF FRONT NOSE SECTION
STAGE ONE REPAIR
SECTION EF-8 - LEFT HAND
SECTION EF-9 - RIGHT HAND

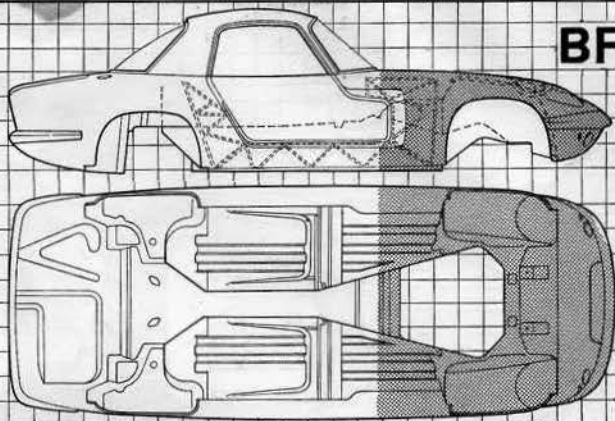
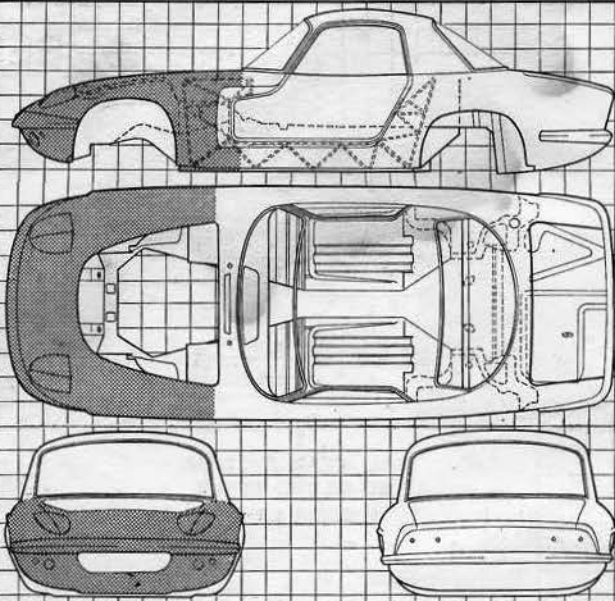


ORIGINAL COPYRIGHT HOLDER LOTUS CARS LIMITED 1966

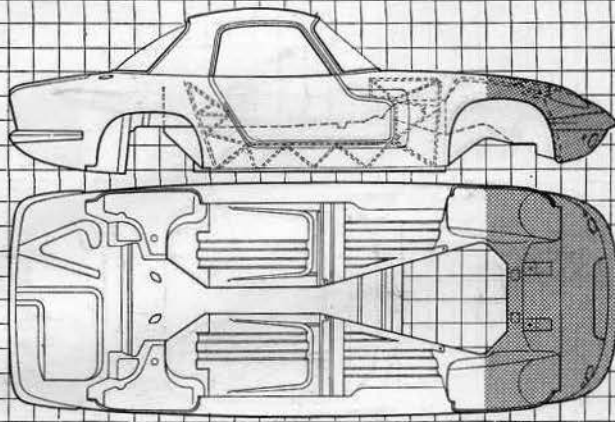
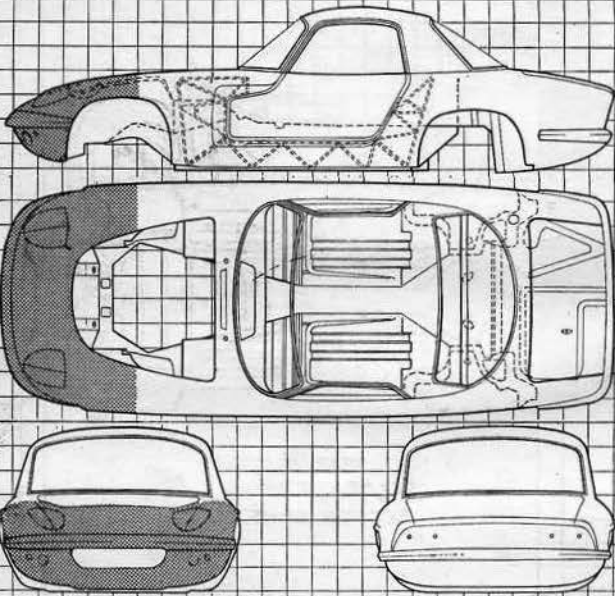
FILE NOT TO BE REDISTRIBUTED FOR PROFIT



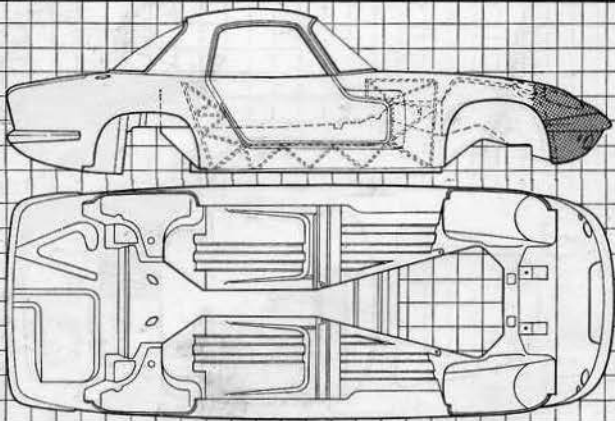
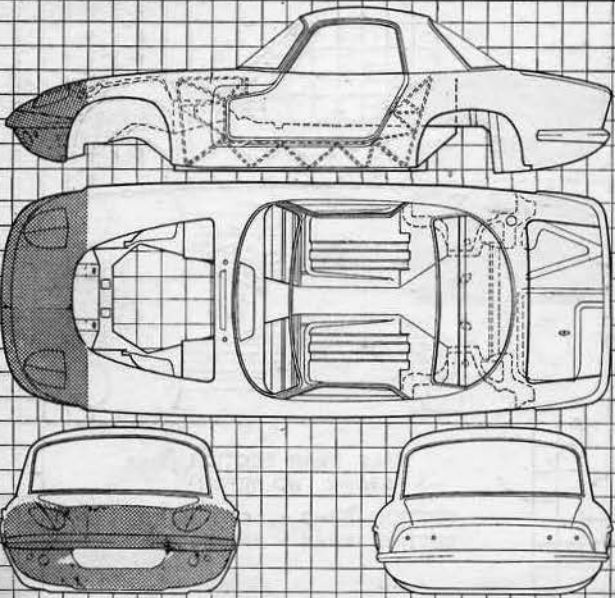
BF



FULL FRONT NOSE SECTION
STAGE THREE REPAIR
SECTION CF-1



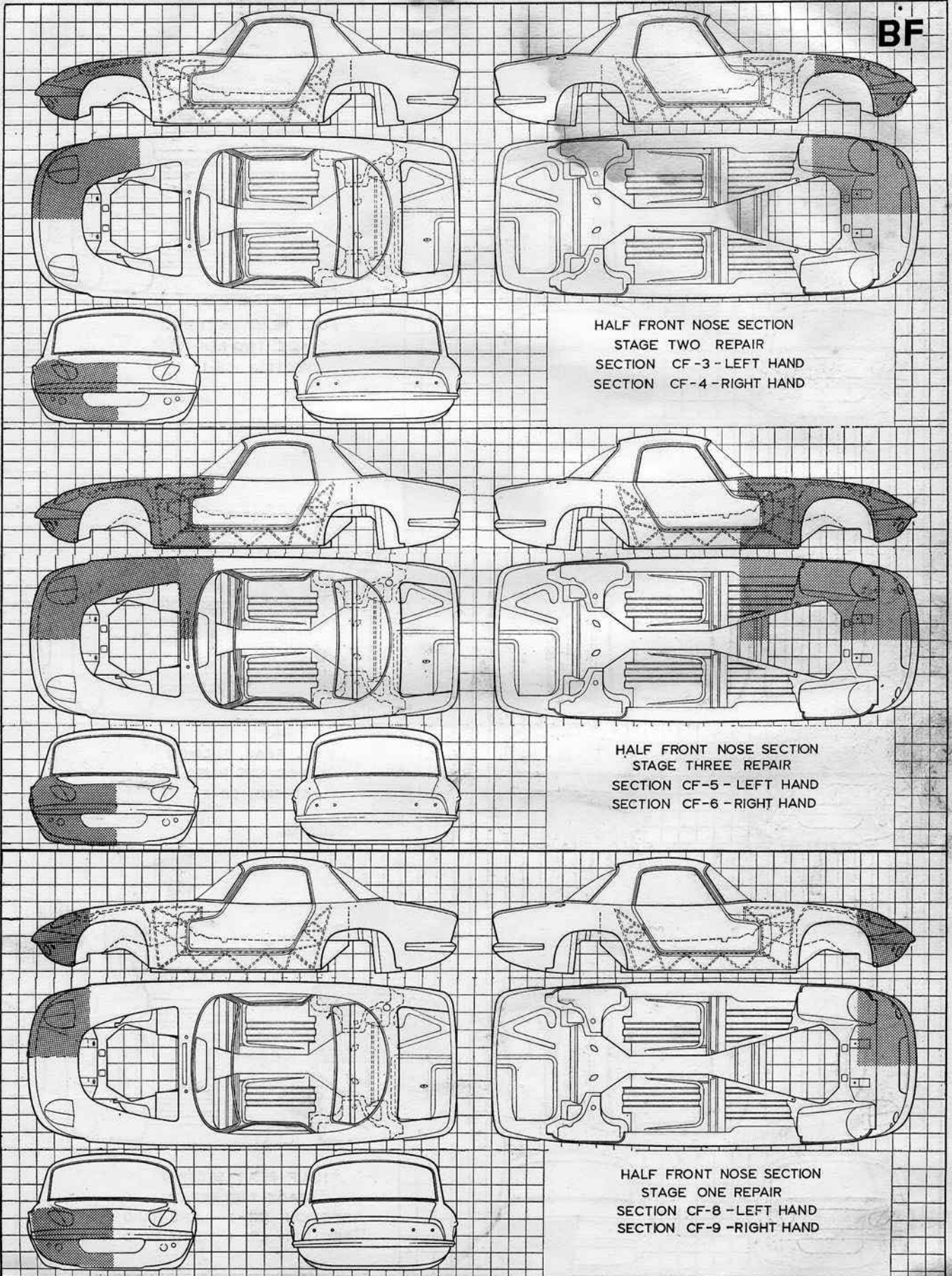
FULL FRONT NOSE SECTION
STAGE TWO REPAIR
SECTION CF-2



FULL FRONT NOSE SECTION
STAGE ONE REPAIR
SECTION CF-9

ORIGINAL COPYRIGHT HOLDER LOTUS CARS LIMITED 1966

FILE NOT TO BE REDISTRIBUTED FOR PROFIT



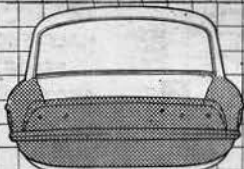
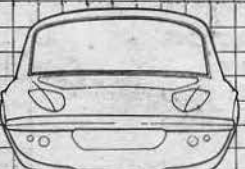
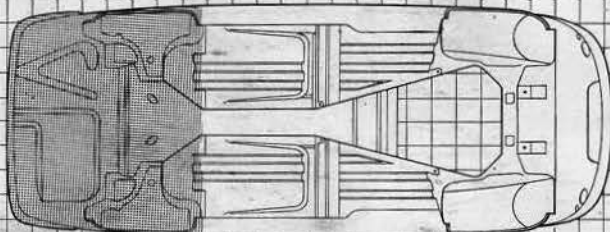
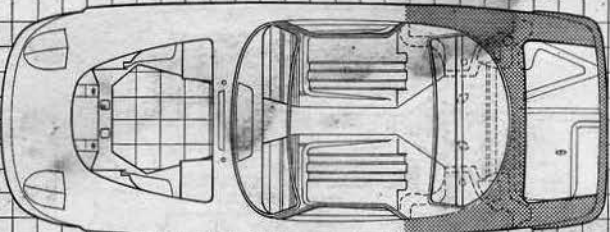
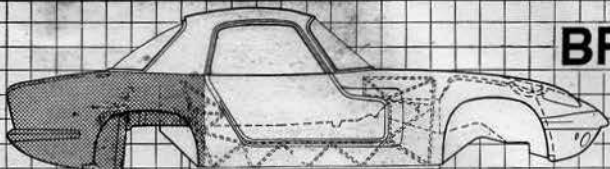
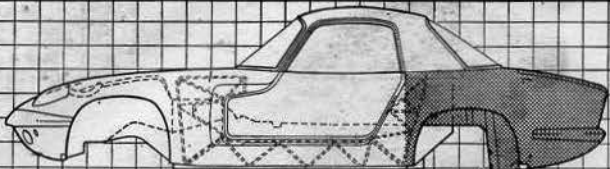
BF

HALF FRONT NOSE SECTION
STAGE TWO REPAIR
SECTION CF-3 - LEFT HAND
SECTION CF-4 - RIGHT HAND

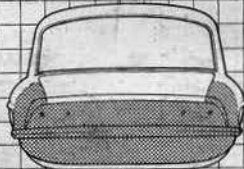
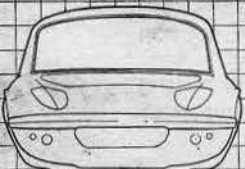
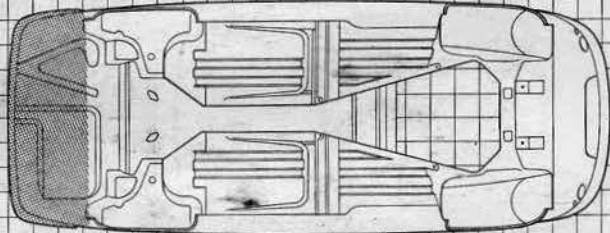
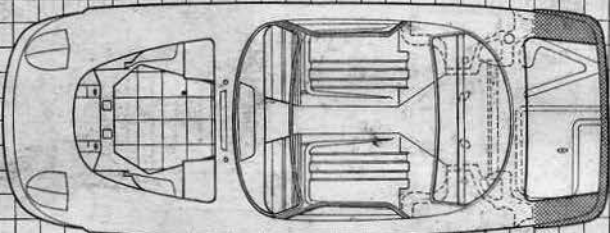
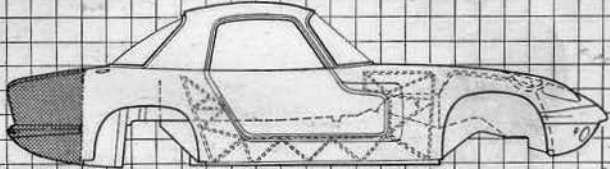
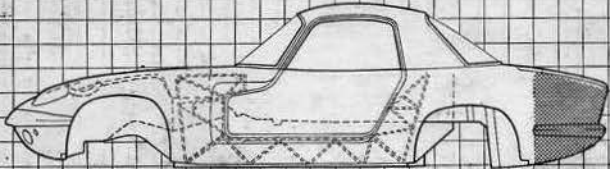
HALF FRONT NOSE SECTION
STAGE THREE REPAIR
SECTION CF-5 - LEFT HAND
SECTION CF-6 - RIGHT HAND

HALF FRONT NOSE SECTION
STAGE ONE REPAIR
SECTION CF-8 - LEFT HAND
SECTION CF-9 - RIGHT HAND

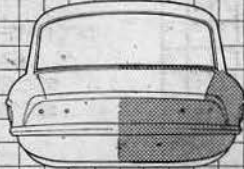

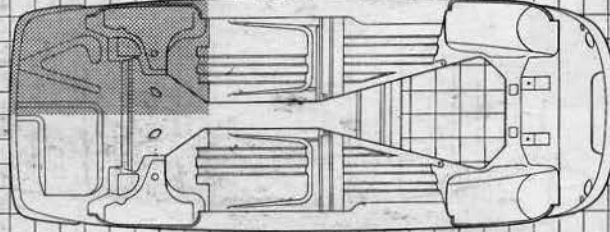
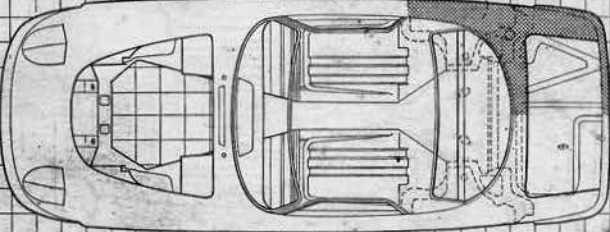
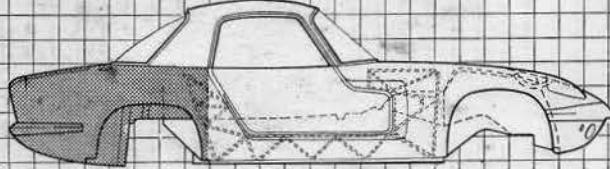
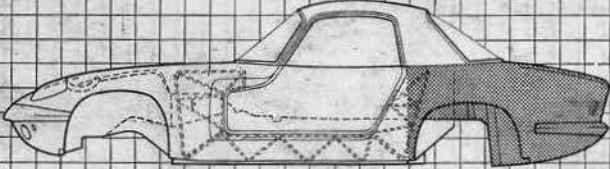
BF



FULL REAR SECTION
STAGE TWO REPAIR
SECTION CR-1



FULL REAR SECTION
STAGE ONE REPAIR
SECTION CR-2



HALF REAR SECTION
STAGE TWO REPAIR
SECTION CR-3 - LEFT HAND
SECTION CR-4 - RIGHT HAND

ORIGINAL COPYRIGHT HOLDER LOTUS CARS LIMITED 1966

FILE NOT TO BE REDISTRIBUTED FOR PROFIT